

EEX Nordic Zonal Futures

The Nordic market will decide where liquidity will be pooled

**EEX will
provide
choice for
the Nordics**

Zonal Futures for all Nordic bidding zones will **go live on 25 March 2024**.

Current set of **Nordic System Price futures will remain listed at EEX**.

In addition, the EEX locational spread trading functionality will be made available for trading spreads between Nordic System Price Futures and Zonal Futures as well as between some Zonal Futures and EEX's power futures in other European markets, such as Germany or The Netherlands.

With Zonal Futures and System Price futures both available, **we enable the market to choose what works best for their trading needs**

Simplifying Area Price Hedging with Nordic Zonal Futures

EEX Nordic Zonal Futures



Outright Futures for all Nordic Bidding Zones: one single trade and **one collateral requirement** for hedging area price risk.



EPEX's trusted, NEMO-harmonised indices as the underlying reference.



Improved Price Transparency for Nordic Bidding Zones and development of robust, long-term price signals.



Improved Liquidity: access to a wider pool of pan-European players can boost liquidity in the Nordics and capture **cross-margining** efficiencies.

Benefits

1

Large pool of participants

- The Zonal Futures will not only enable Nordic market participants to hedge their price risks more efficiently, also new players from Continental Europe have shown strong interest

2

Connecting Nordic and Continental European markets

- With Zonal Futures and EEX's spread trading functionality, we provide any trading opportunity that market participants may wish

3

Market participants decide where and how to trade

- EEX provides the full choice of products (System Price and Zonal Futures + spread functionality)

4

Easy access

- Zonal Futures will be available to all participants already active in EEX Nordic Power
- New clients have the choice to become member of the EEX or access the market through the broad network of indirect market access providers

5

Capital efficiencies

- Zonal Futures allow to hedge price risks with one single product, thus allowing for more efficient collateral management due to potential cross-margin effects with other zones or even other European power markets

Nordic System Price and Zonal Futures on one Platform

- The economic equivalent of a “combo” trade involving two positions (EPAD + System Price) is a **single trade in zonal futures**, and therefore a **single margin requirement** and open position.
- The result is the same as the market participant is fully hedged for the respective price area.

Example:

“Combo” Trade		
Contract	Position	Traded Price
EPAD NO2	+ 1	10.20
System Price Futures	+ 1	100.00

=

Zonal Futures		
Contract	Position	Traded price
NO2 Zonal Futures	+1	110.20

- EEX currently offers **System Price futures** with maturities W+5, M+7, Q+7 and Y+6.
- Trading **spreads between zonal futures and the System Price** will be possible.

Nordic Zonal Futures Product Scope

Country	Bidding Zone	Area Price Designation	Base Load Futures
Denmark	DK1	ARH	Days, We, Week, Month, Quarter, Year
	DK2	CPH	Days, We, Week, Month, Quarter, Year
Finland	FI	HEL	Month, Quarter, Year
Norway	NO1	OSL	Week, Month, Quarter, Year
	NO2	KRI	Week, Month, Quarter, Year
	NO3	TRH	Month, Quarter, Year
	NO4	TRO	Month, Quarter, Year
	NO5	BER	Month, Quarter, Year
Sweden	SE1	LUL	Month, Quarter, Year
	SE2	SUN	Week, Month, Quarter, Year
	SE3	STO	Week, Month, Quarter, Year
	SE4	MAL	Week, Month, Quarter, Year

Maturities vary according to:

1. Interconnectors with Continental markets
2. Existing liquidity
3. Prevalence of renewable energy generation capacity

Nordic Zonal Futures Contract Specifications

	EEX Danish Power Base Future	EEX Finnish Power Base Future	EEX Norwegian Power Base Future	EEX Swedish Power Base Future
Market Areas	DK1, DK2	FI	NO1, NO2, NO3, NO4, NO5	SE1, SE2, SE3, SE4
Product type	Cash-settled Power Futures			
Underlying	EPEX Spot Market (Day Ahead) Baseload Price (00:00 - 24:00) for the respective market area			
Contract volume	1 MW x 24 hours x number of calendar days in delivery period			
minimum lot size	1 contract or a multiple thereof			
Pricing and min. Price Fluctuation	EUR per MWh to the second decimal place, minimum price fluctuation EUR 0.01 per MWh			
Settlement Window	The determination of the daily settlement prices will take place between 3:50 pm – 4:00 pm CE(S)T			
Final Settlement Price	Monthly Average Price of EPEX Spot Market (Day Ahead) Baseload Price (00:00 – 24:00) for the respective market area as published by EPEX			
Available Maturities	Next 9-13 days, next 2 weekends, current and next 4 weeks, the current and next 6 full months, next 7 full quarters, and 6 full years.	the current and next 6 full months, next 7 full quarters, and 6 full years.	current and next 4 weeks ¹ , the current and next 6 full months, next 7 full quarters, and 6 full years.	current and next 4 weeks ² , the current and next 6 full months, next 7 full quarters, and 6 full years.
Go-Live	25 March 2024			

Liquidity in the Nordics can be unlocked through spread trading

EEX Nordic Location Spreads											
Conti Spreads		SYS - Zonal Spreads		Inter-zonal spreads							
Leg 1	Leg 2	Leg 1	Leg 2	Leg 1	Leg 2	Leg 1	Leg 2	Leg 1	Leg 2	Leg 1	Leg 2
DE	SYS	SYS	DK1	DK1	DK2	FI	NO3	NO2	NO5	NO3	SE3
DE	DK1	SYS	DK2	DK1	FI	FI	NO4	NO3	NO4	NO4	SE1
DE	DK2	SYS	NO1	DK1	NO1	FI	NO5	NO3	NO5	NO4	SE2
DE	NO1	SYS	NO2	DK1	NO2	FI	SE1	NO4	NO5	NO5	SE3
DE	NO2	SYS	NO3	DK1	SE3	FI	SE2	NO1	SE1	SE1	SE2
DE	NO5	SYS	NO4	DK1	SE4	FI	SE3	NO1	SE2	SE1	SE3
DE	SE4	SYS	NO5	DK2	FI	FI	SE4	NO1	SE3	SE1	SE4
DE	SE3	SYS	SE1	DK2	NO1	NO1	NO2	NO1	SE4	SE2	SE3
DE	FI	SYS	SE2	DK2	NO2	NO1	NO3	NO2	SE1	SE2	SE4
NL	DK1	SYS	SE3	DK2	SE3	NO1	NO4	NO2	SE2	SE3	SE4
NL	NO2	SYS	SE4	DK2	SE4	NO1	NO5	NO2	SE3		
NL	SYS	SYS	FI	FI	NO1	NO2	NO3	NO2	SE4		
PL	SE4			FI	NO2	NO2	NO4	NO3	SE2		

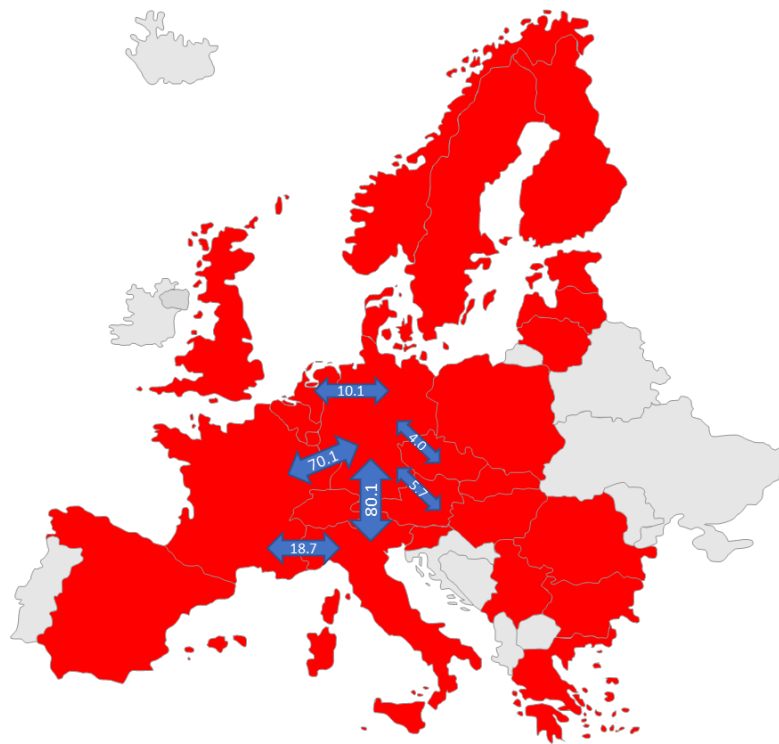
Spread creation rules:

1. Conti leg always leads
2. SYS leg always leads
3. Inter-zonal spreads are created in alphabetic and numeric order

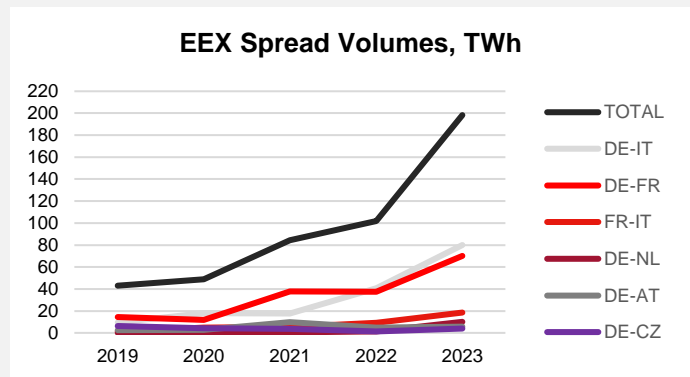
EEX intends to run a tender for Market Makers for Zonal Futures

Maturities for Location Spreads depends on underlying products, typically: 5 Weeks, 7 Months, 7 Quarters, 6 Years

Location Spread trading at EEX



- Since 2014, EEX offers locational spread contracts. In 2023 volumes doubled YoY and exceeded **200 TWh**
- **+38 locations spread contracts** ([link](#)), +20 of which traded actively, ½ of which are with German power.
- Also **Italy and France** are transforming into trading hubs with the **Czech Republic** as the main connector to Eastern Europe.
- Location spreads have proven to grow liquidity across EEX markets and facilitate **cross-border trading**.



Location spread trading creates liquidity through linked order books

What are location spreads?

Location spreads are a technical functionality that allows for the simultaneous execution of two combined orders in at least two different contracts in a synthetic order book. Linked order books also generate automatic multiplication of explicit orders – see opposite example.

How do location spreads create liquidity?

An explicit buy order in an outright future order book and an explicit sell order in another order book, will be automatically mirrored in the respective spread order book. Price discovery is achieved and trading opportunities and thereby liquidity is facilitated.

What is their benefit?

Market participants can efficiently hedge against regional price risks and contribute to increased price discovery and liquidity in linked markets.

Example: System Price-NO3 Location Spread

An **explicit buy order** in the SYS order book and an **explicit sell order** in the SYS-NO3 spread order book will lead to an **implied buy order** in the NO3 order book.

Nordic SYS				Spread (SYS/NO3)				NO3			
Qty	Buy	Sell	Qty	Qty	Buy	Sell	Qty	Qty	Buy	Sell	Qty
120	122.28					21.98	60		60	100.32	

P L2-bid = P L1, Best Bid - P Spread-Ask

The automatic multiplication of explicit orders into implied orders generates trading opportunities by **bridging liquidity from an anchor market into less liquid markets**.

Multiple scenarios are possible for the creation of implied orders

Order Origins Matrix x - Explicit (x) - Implied	Order Book 1		Order Book 2		Spread	
	Bid order	Ask order	Bid order	Ask order	Bid order	Ask order
Case 1	x			x	(x)	
Case 2		x	x			(x)
Case 3	x		(x)			x
Case 4		(x)		x		x
Case 5		x		(x)	x	
Case 6	(x)		x		x	

Six possible simple scenarios are shown for implied order creation.
More complex scenarios involving more than two spread order books are possible.

Theoretically all markets with linked spreads could influence each other, leading to **increased liquidity and price discovery**.

Legend

Order Book: The electronic list of buy orders and sell orders for a specific future.

Bid Order: An order to buy a future.

Ask order: An order to sell a future.

Explicit order: A buy or sell order entered by a market participant into an order book.


Implied order: An order generated synthetically from two explicit orders registered in an order book. These two orders could be constituted from either two individual legs or one individual leg and a strategy involving that leg.

Leg: A term used when referring to the execution of a trading strategy with more than one component.

Admission

How can companies access EEX's Nordic Power Futures?

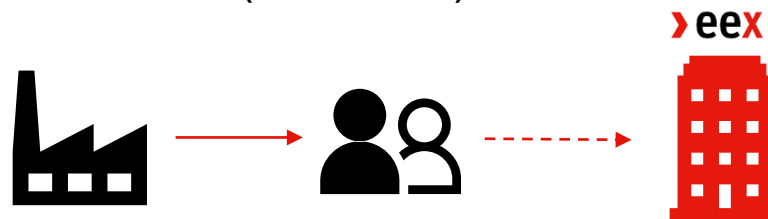
Via own EEX membership
(direct access)



Trading participant holds membership with exchange/CCP and accesses the market directly

All clients already admitted to trade Nordic Power at EEX will be automatically admitted to trade Nordic Zonal Futures

Via market access provider
(indirect access)



Trading participant holds contractual relationship only with access provider

Market is accessed indirectly via the access provider's membership

Direct Access

› eex

- Pass the trader exam
- Choose the specific technical access
- Fill in the admission documents

› ecc

- Find a Clearing Bank and sign a NCM agreement
- Fill in the KYC and admission documents

**Admission to the exchange
EEX**

**Admission to the Clearing House
ECC**

Indirect Access

Trade EEX products without becoming an exchange member

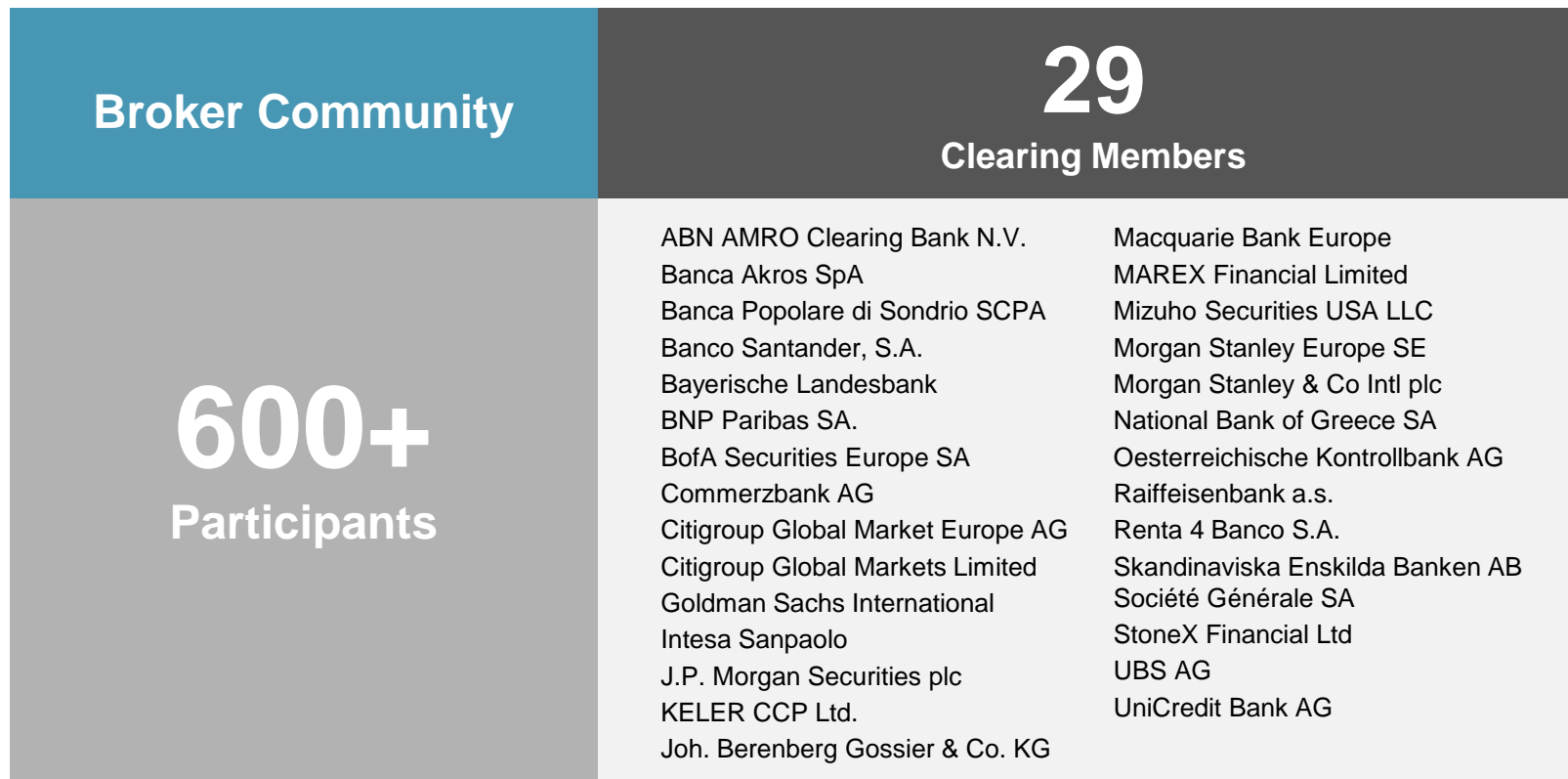
- EEX members, (ie. Banks) provide access to EEX products for non-members (“Access Provider”).
- The non-member trades via the member ID of the Access Provider.
- Several access options available, depending on each Access Provider’s offering, e.g. the non-member uses:
 - Its own trading frontend
 - The trading screen of the Access Provider, or
 - No frontend at all, where everything is handled by the Access Provider.

In all cases, the Access Provider remains legally and operationally responsible for any transactions concluded under its member ID.



List of Market Access Providers available at:
<https://www.eex.com/en/indirect-access>

ECC Clearing Network



Margin Requirements: Initial Margin Rates

Country	Bidding Zone	Front Month	Front Quarter	Front Year
Denmark	DK1	12,631 €	27,364 €	84,709 €
	DK2	13,798 €	24,215 €	86,995 €
Finland	FI	21,752 €	23,905 €	58,785 €
Norway	NO1	22,522 €	24,950 €	58,118 €
	NO2	13,414 €	27,290 €	66,654 €
	NO3	17,372 €	32,934 €	58,653 €
	NO4	17,445 €	28,729 €	60,519 €
	NO5	17,571 €	24,849 €	60,819 €
Sweden	SE1	18,925 €	24,752 €	59,110 €
	SE2	18,936 €	24,698 €	59,203 €
	SE3	15,904 €	22,547 €	51,754 €
	SE4	13,761 €	22,965 €	64,766 €
Nordic System Price	SYS	13,495 €	19,546 €	48,968 €
Germany	DE	7,447 €	24,111 €	86,724 €

Positions in EEX Nordic Zonal Futures are subject to ECC initial margin requirements.

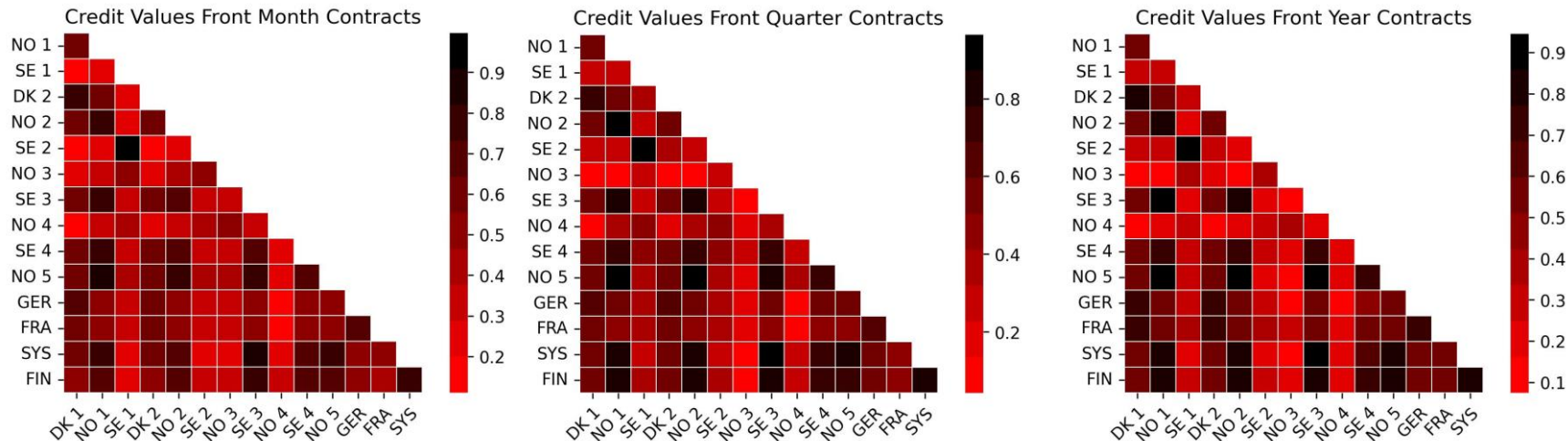
The table below shows indicative margin rates for the front Month/Quarter/Years contracts in EUR per lot for Jan 9th 2024.

ECC will calculate the margin rates on each ECC Business day from March 25th onwards according to ECCs standard margin methodology.

The indicative SPAN® file can be found for download for information purposes [here](#).

SPAN® is a registered trademark of Chicago Mercantile Exchange Inc. Chicago Mercantile Exchange Inc. assumes no liability in connection with the use of SPAN® by any person or entity.

Margin Requirements: Inter-commodity spreads



Inter-commodity spreads will apply for correlated opposing positions, reducing the overall margin requirement for portfolios

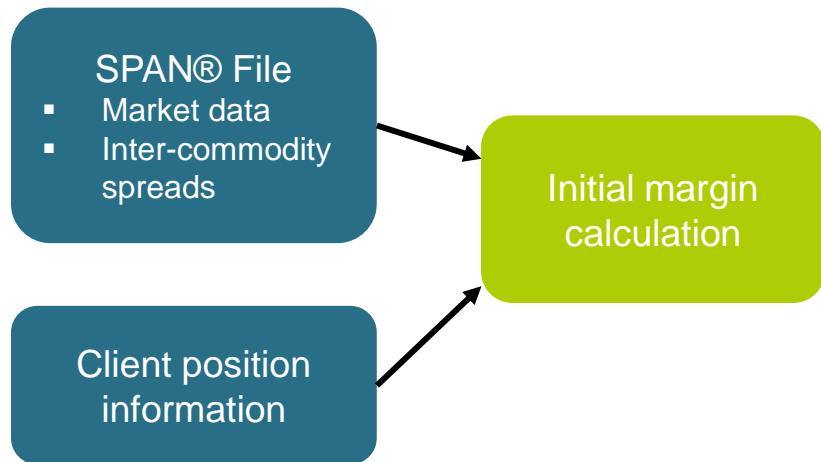
Margin spreads depend on correlation across commodities, regions, periods and profiles

Matrices above show the indicative correlation between the different Nordic zones and related countries in the front Month/Quarter/Year contracts

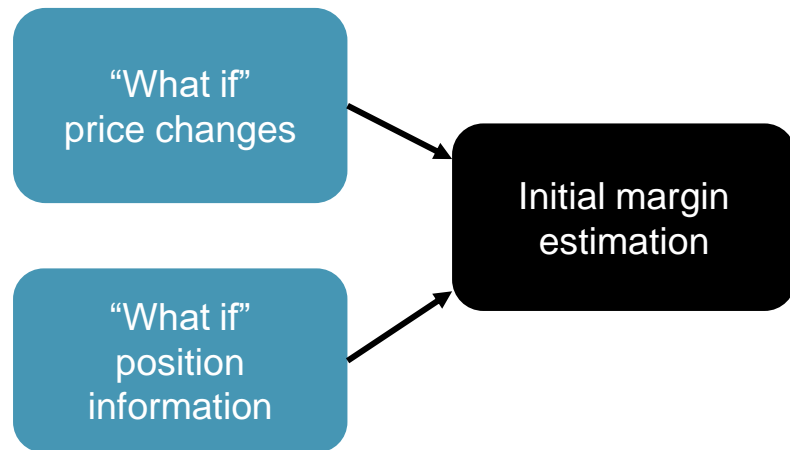
Lacima Analytics Margin Simulator

An easy-to-use tool to estimate margins for current and potential portfolios

Calculate initial margins on end-of-day positions using the ECC SPAN® file



Option to extend to estimate margins based on changing prices and changing positions



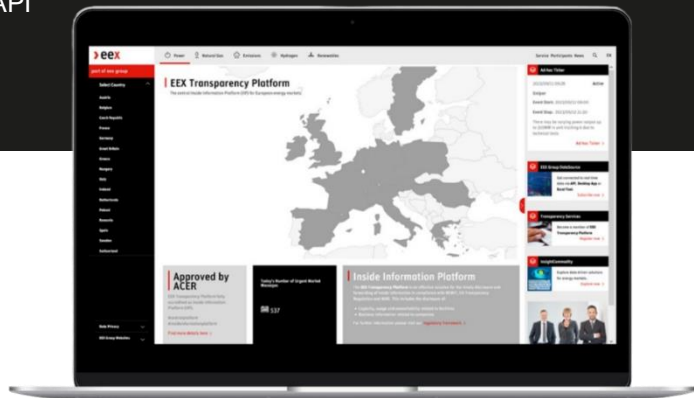
For more information please contact info@lacimagroup.com

Disclosing Inside Information under REMIT

The EEX Transparency Platform as a central Inside Information Platform (IIP) enables market participants to fulfil their disclosure obligations under REMIT.

Our Service

- ✓ Effective and timely data publication on a central IIP
- ✓ Automatic data forwarding to ACER and, if additionally required, to NRAs and ENTSO-E
- ✓ Report efficiently and easily with the EEX Inside Information Messenger (browser-based) or connect directly to our web service API



> **200** market participants from
16+ countries report data to the EEX Transparency Platform.

Your Advantages

- ✓ Regulatory approved by ACER as IIP and Registered Reporting Mechanism (RRM)
 - ✓ REMIT 2.0 ready and high availability including backup solution
 - ✓ Secure and certificate-based solutions
 - ✓ Technical validation and checks ensure highest data quality
- Approved third-party provider for ENTSO-E

#centralplatform

EEX Transparency Services

- ☎ +49 341 2156 233
- ✉ support@eex-transparency.com
- eex-transparency.com
- remit-reporting.com

Thank you