

Power Derivatives Market Update July 2024

EEX Group Volumes Power Derivatives - July

Commodity	July 2024	July 2023	Change
EEX Power Derivatives Market Europe (MWh)	591,345,806	367,003,209	61%
German Power Futures	402,508,374	262,379,321	53%
French Power Futures	97,728,643	40,149,706	143%
Italian Power Futures	41,538,072	37,919,905	10%
Spanish Power Futures	14,169,239	6,746,347	110%
Hungarian Power Futures	13,499,343	6,358,855	112%
Dutch Power Futures	11,322,464	7,725,933	47%
Other CSEE Power Futures ¹	4,653,396	1,066,499	336%
Swiss Power Futures	2,311,966	1,742,657	33%
Austrian Power Futures	1,511,555	871,830	73%
Belgian Power Futures	718,489	603,926	19%
Nordic Power Futures ³	681,267	1,008,702	-32%
Greek Futures	615,398	204,849	200%
Power Options	87,600	55,225	59%
GB Power Futures	0	169,454	-100%
EEX Power Derivatives Market Japan (MWh)	6,040,500	1,320,348	357%
Nodal Power Derivatives Market US (MWh)	144,662,772	178,966,317	-19%
EPEX Power Spot Market Europe (MWh)²	72,525,120	58,101,015	25%
EEX Group Global Power Total (MWh)	814,574,198	605,390,889	35%

Strong volume in Czech Power Futures (3.2 TWh)

High market shares above 85% in Top 5 markets

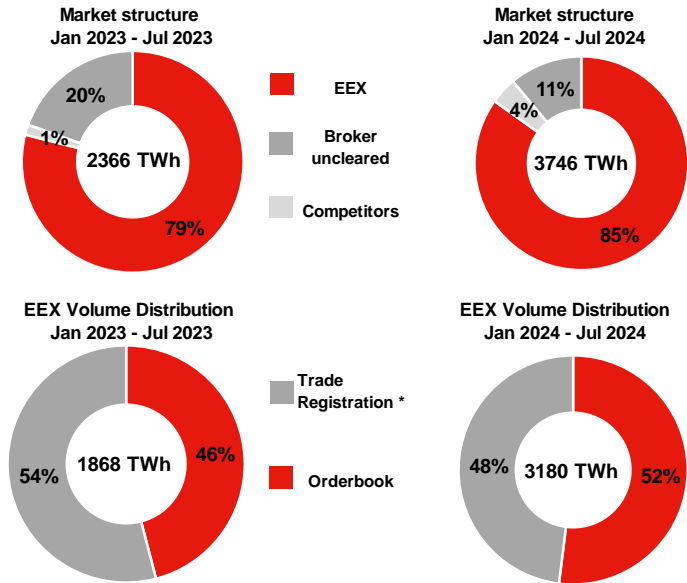
Second largest volume in Japanese Power Futures (6.0 TWh)

¹ Includes EEX-PXE Czech, Polish, Slovakian, Slovenian, Serbian, Romanian and Bulgarian Power Futures
² Includes EPEX SPOT, SEEPEX & PXE power spot volumes.
³ Sum of Nordic System Price Futures & Nordic Zonal Futures.

EEX Market shares

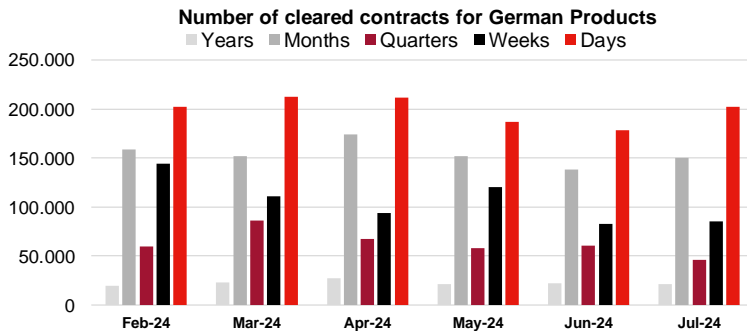
Product	EEX Market share		
	Jul 2024	Jul 2023	YTY Comparison
German power futures	86%	82%	↑ 4%
French power futures	93%	92%	↑ 1%
Italian power futures	95%	87%	↑ 8%
Spanish power futures	93%	88%	↑ 5%
Hungarian power futures	96%	95%	↑ 1%
Dutch power futures	86%	64%	↑ 22%
Belgian power futures	40%	24%	↑ 16%
Swiss power futures	67%	55%	↑ 12%
Japanese power futures	99%	98%	↑ 1%
Nordic power futures	1%	0%	↑ 1%
GB power futures	0%	0%	→ 0%

EEX German Power Futures

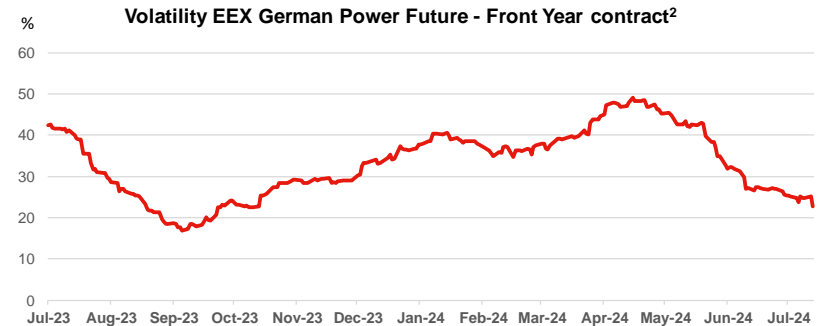


Key figures EEX German Power Future - Front Year contract

Price in €/MWh	90.38 ↓	-35% compared to Jul-23
Open Interest in Lots	79567 ↑	15% compared to Jul-23
Volume in TWh	134.35 ↑	37% compared to Jul-23

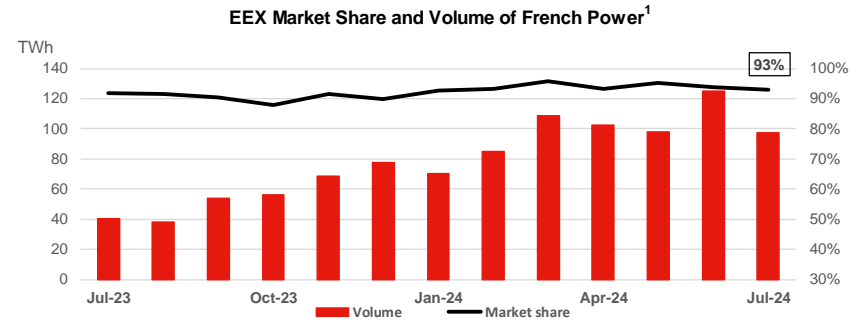
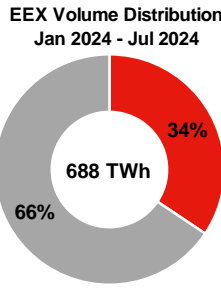
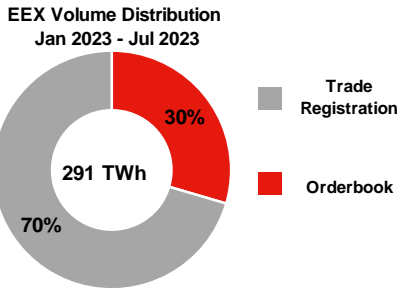
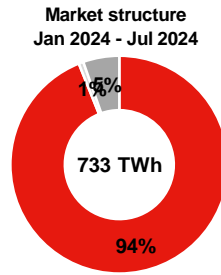
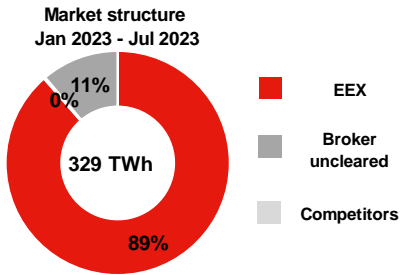


* Registered trades for Clearing which were not executed in the EEX order book



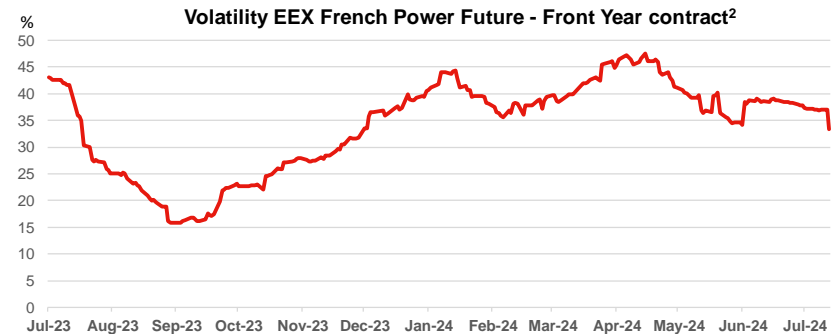
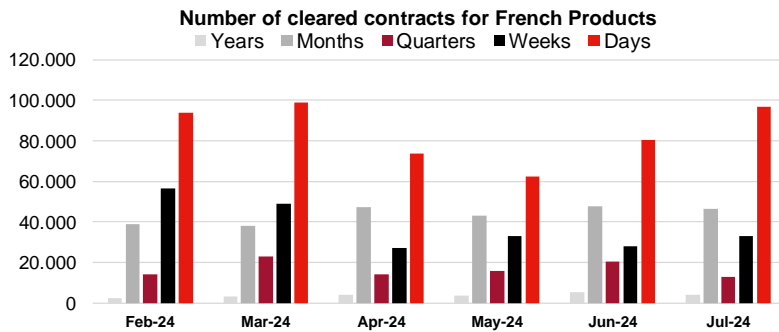
¹ The calculation of EEX' market share is based on the figures published by the exchanges and the London Energy Brokers' Association (LEBA) every month.
² Source: Thomson Reuters

EEX French Power Futures



Key figures EEX French Power Future - Front Year contract

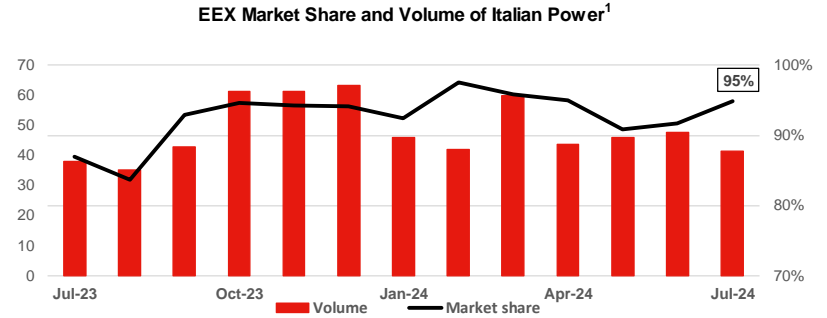
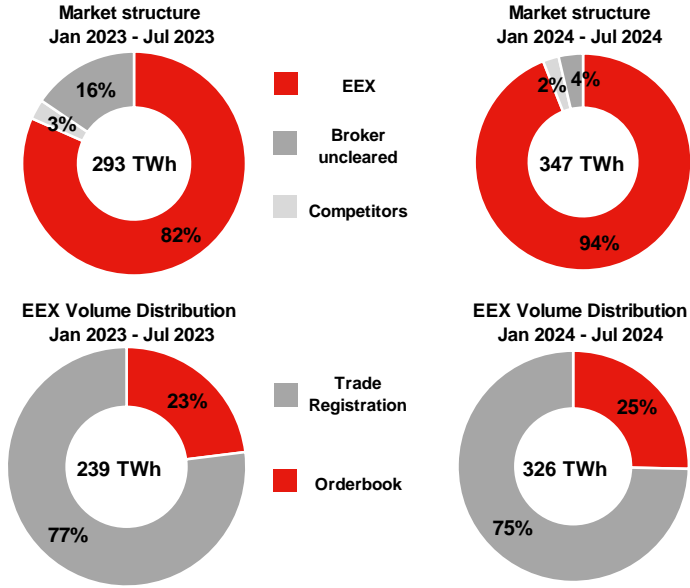
Price in €/MWh	75.29	↓ -55% compared to Jul-23
Open Interest in Lots	9638	↑ 94% compared to Jul-23
Volume in TWh	14.72	↑ 155% compared to Jul-23



¹ The calculation of EEX' market share is based on the figures published by the exchanges and the London Energy Brokers' Association (LEBA) every month.

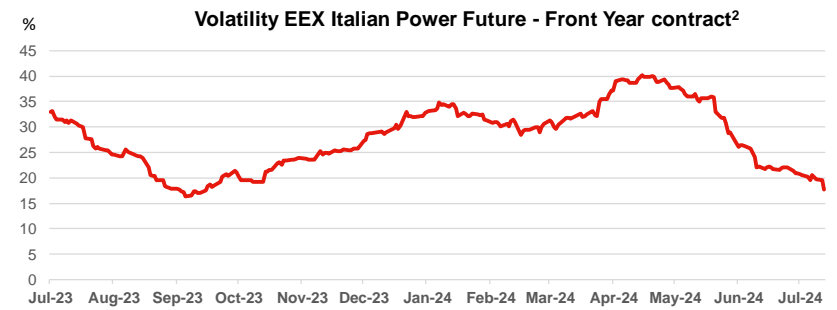
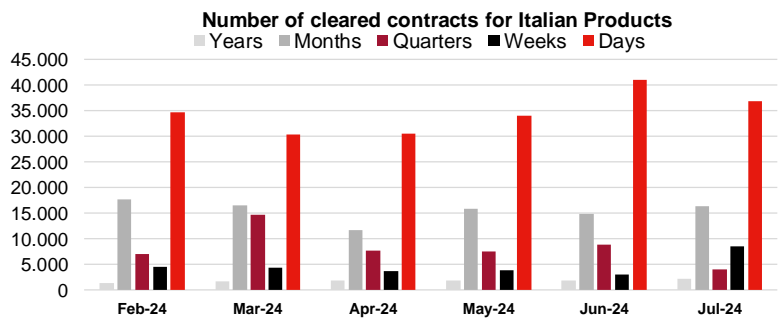
² Source: Thomson Reuters

EEX Italian Power Futures



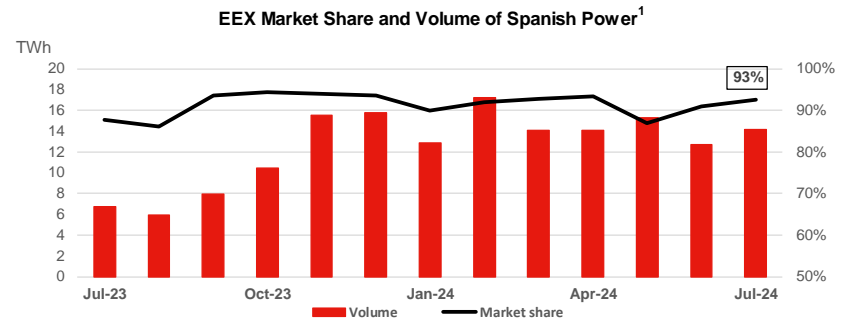
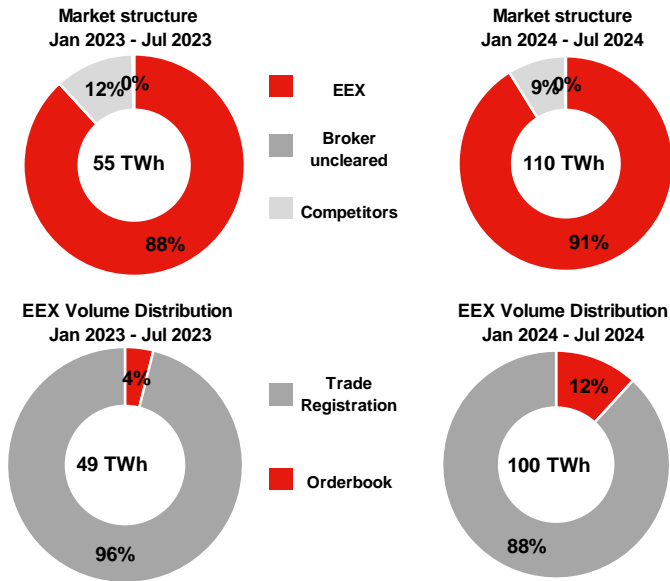
Key figures EEX Italian Power Future - Front Year contract

Price in €/MWh	109.85 ↓	-26% compared to Jul-23
Open Interest in Lots	7095 ↑	35% compared to Jul-23
Volume in TWh	15.79 ↑	23% compared to Jul-23

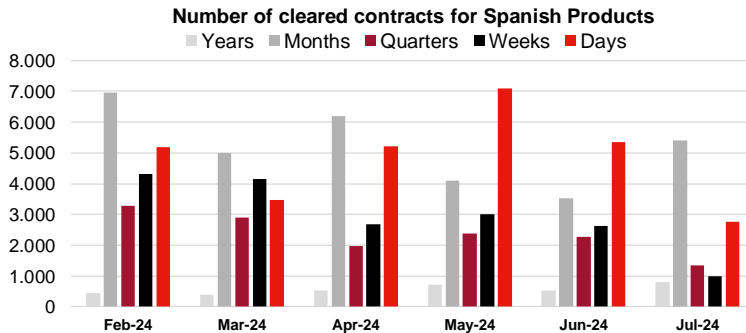


¹ The calculation of EEX' market share is based on the figures published by the exchanges and the London Energy Brokers' Association (LEBA) every month.
² Source: Thomson Reuters

EEX Spanish Power Futures

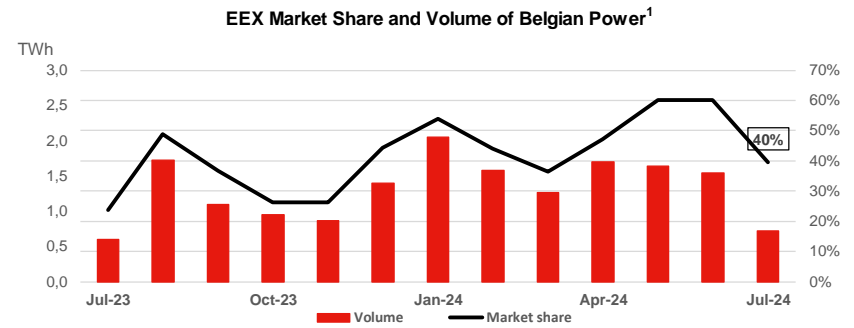
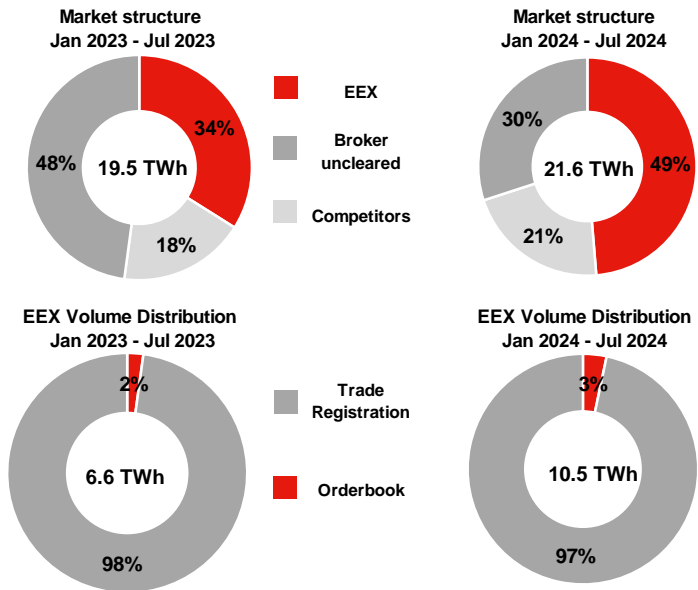


Key figures EEX Spanish Power Future - Front Year contract			
Price in €/MWh	71.00 ↓	-27%	compared to Jul-23
Open Interest in Lots	2189 ↑	18%	compared to Jul-23
Volume in TWh	3.17 ↑	76%	compared to Jul-23

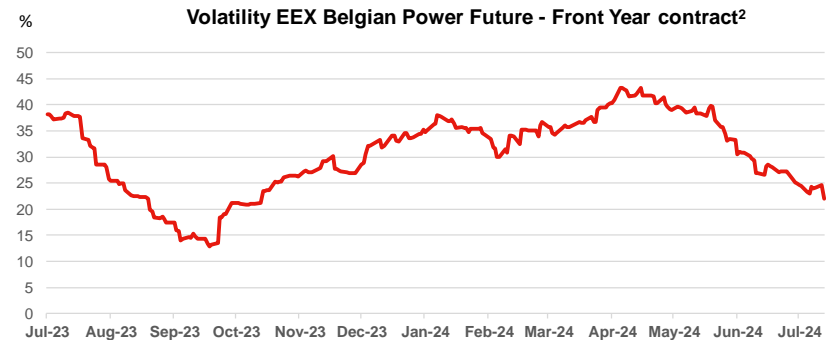


¹ The calculation of EEX' market share is based on the figures published by the exchanges and the London Energy Brokers' Association (LEBA) every month.
² Source: Thomson Reuters

EEX Belgian Power Futures

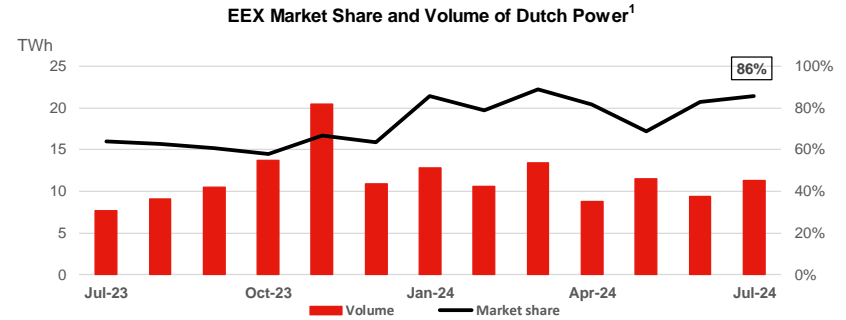
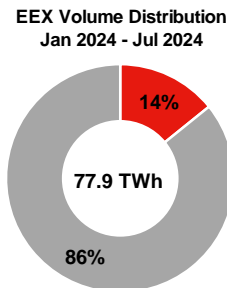
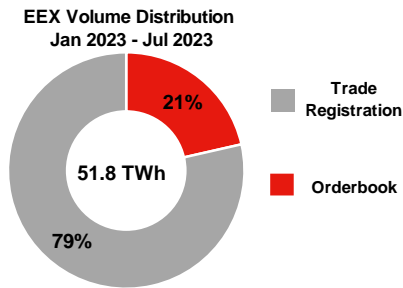
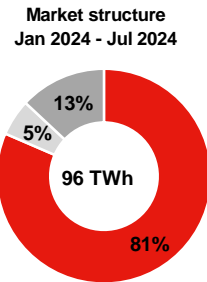
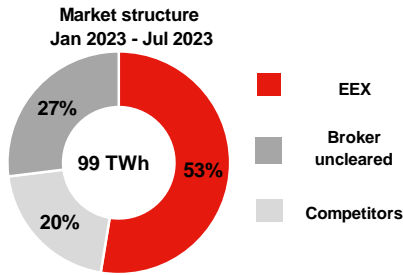


Key figures EEX Belgian Future - Front Year contract			
Price in €/MWh	87.08	↓ -34%	compared to Jul-23
Open Interest in Lots	210	↓ -10%	compared to Jul-23
Volume in TWh	0.23	↑ 117%	compared to Jul-23



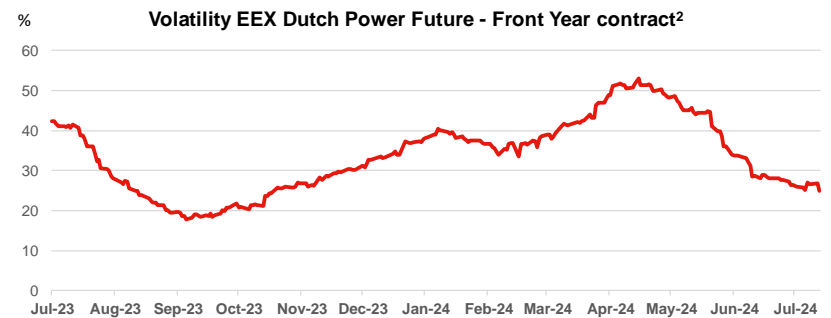
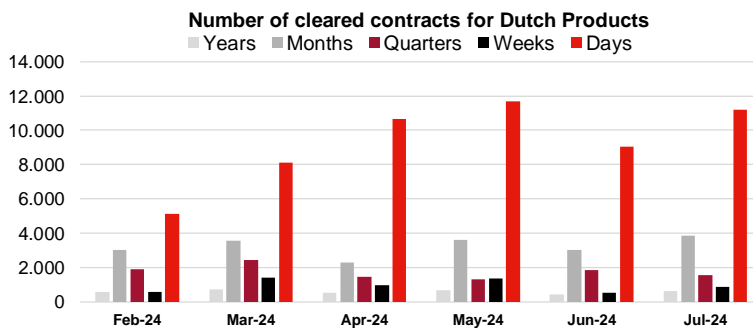
¹ The calculation of EEX' market share is based on the figures published by the exchanges and the London Energy Brokers' Association (LEBA) every month.
² Source: Thomson Reuters

EEX Dutch Power Futures



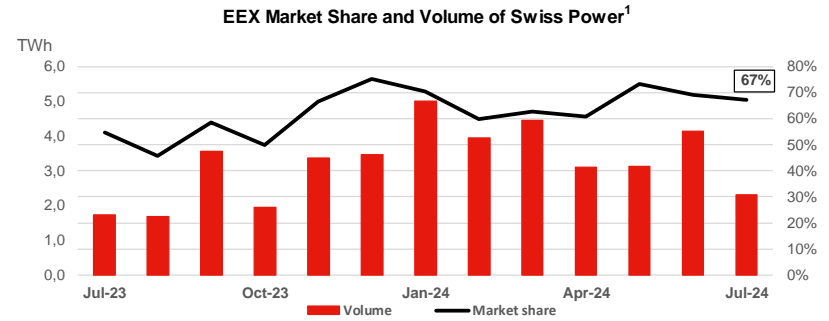
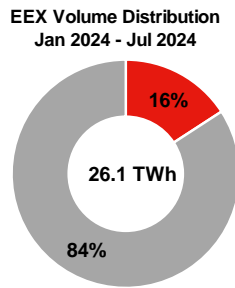
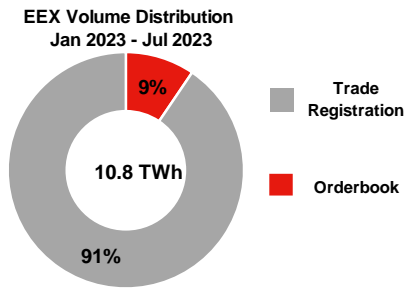
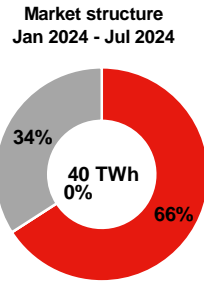
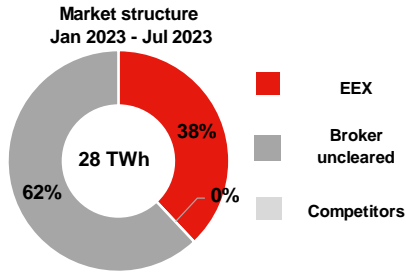
Key figures EEX Dutch Power Future - Front Year contract

Price in €/MWh	86.98 ↓	-32% compared to Jul-23
Open Interest in Lots	2637 ↑	32% compared to Jul-23
Volume in TWh	3.07 ↑	64% compared to Jul-23



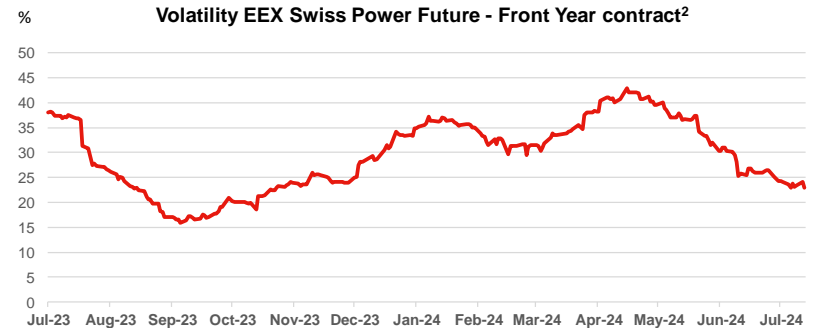
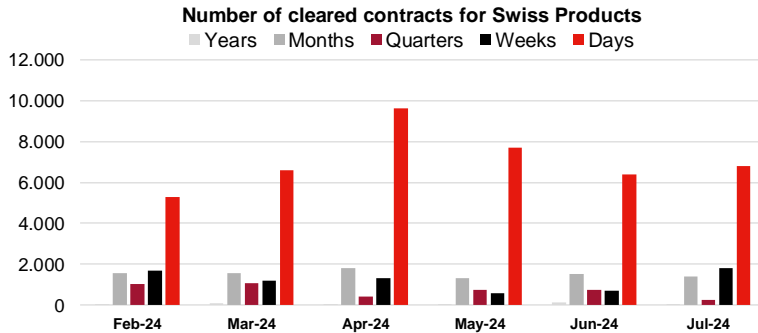
¹ The calculation of EEX' market share is based on the figures published by the exchanges and the London Energy Brokers' Association (LEBA) every month.
² Source: Thomson Reuters

EEX Swiss Power Futures



Key figures EEX Swiss Power Future - Front Year contract

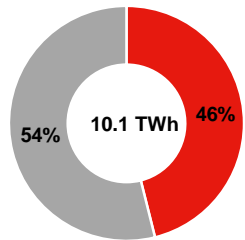
Price in €/MWh	84.81 ↓	-49% compared to Jul-23
Open Interest in Lots	223 ↓	-4% compared to Jul-23
Volume in TWh	0.16 ↓	-63% compared to Jul-23



¹ The calculation of EEX' market share is based on the figures published by the exchanges and the London Energy Brokers' Association (LEBA) every month.
² Source: Thomson Reuters

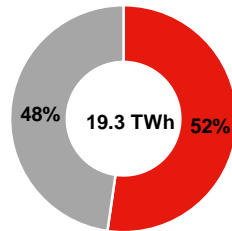
EEX Austrian Power Futures

EEX Volume Distribution
Jan 2023 - Jul 2023

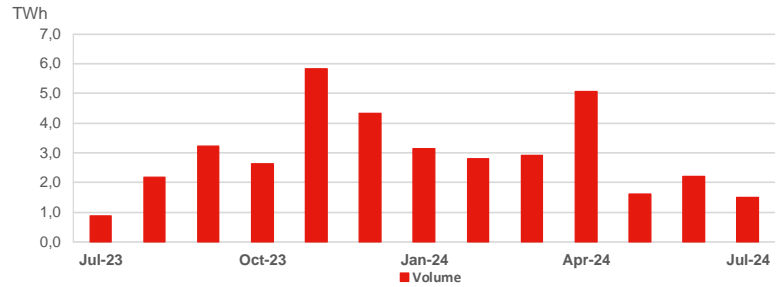


Trade Registration
Orderbook

EEX Volume Distribution
Jan 2024 - Jul 2024



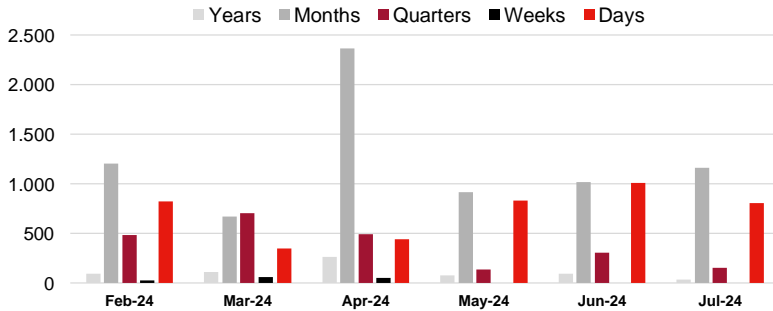
EEX Volume of Austrian Power



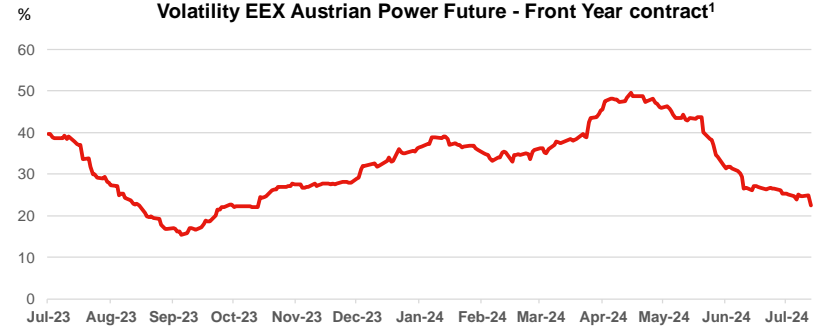
Key figures EEX Austrian Power Future - Front Year contract

Price in €/MWh	92.15	↓	-39% compared to Jul-23
Open Interest in Lots	511	↑	114% compared to Jul-23
Volume in TWh	0.29	↑	120% compared to Jul-23

Number of cleared contracts for Austrian Products

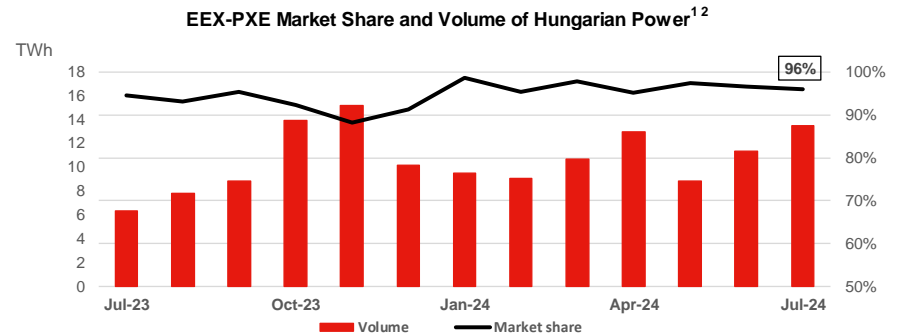
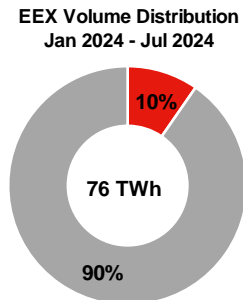
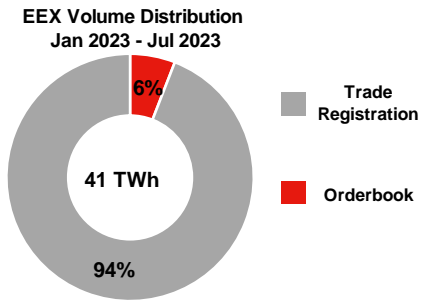
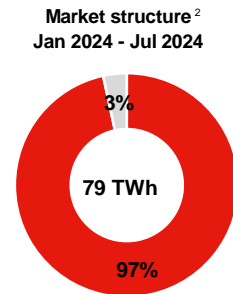
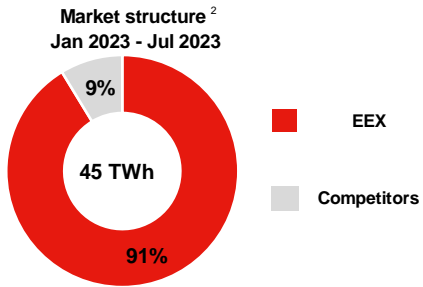


Volatility EEX Austrian Power Future - Front Year contract¹



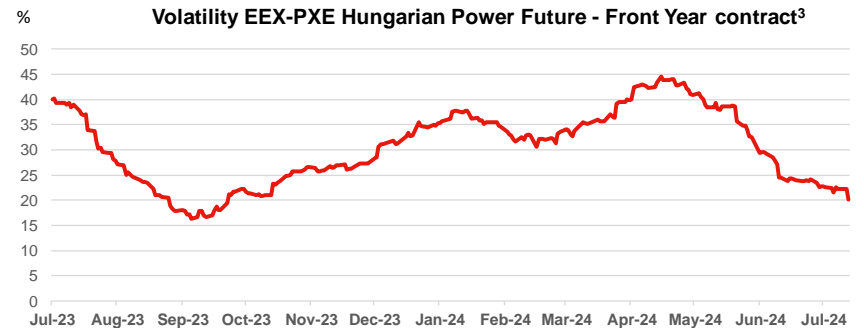
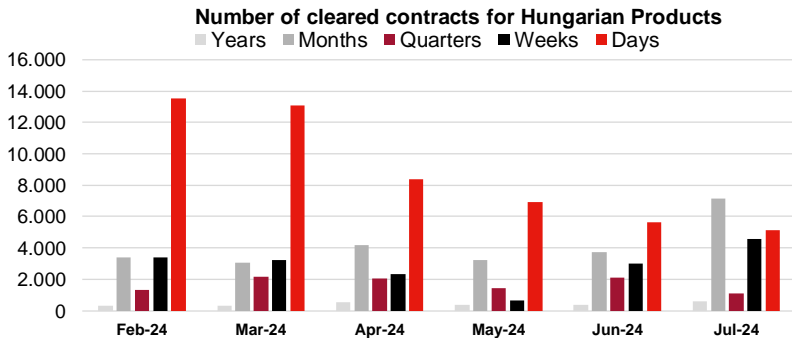
¹ Source: Thomson Reuters

EEX Hungarian Power Futures



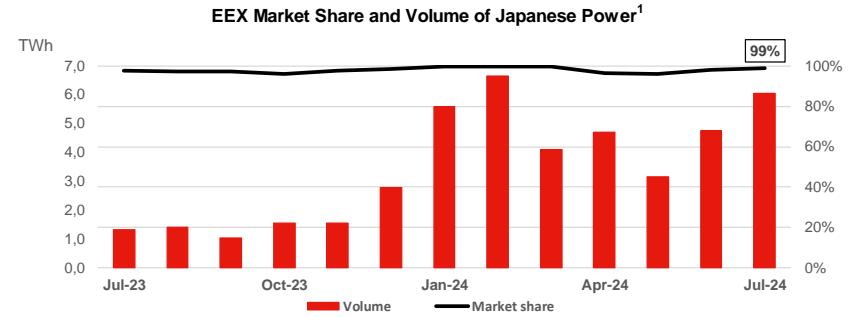
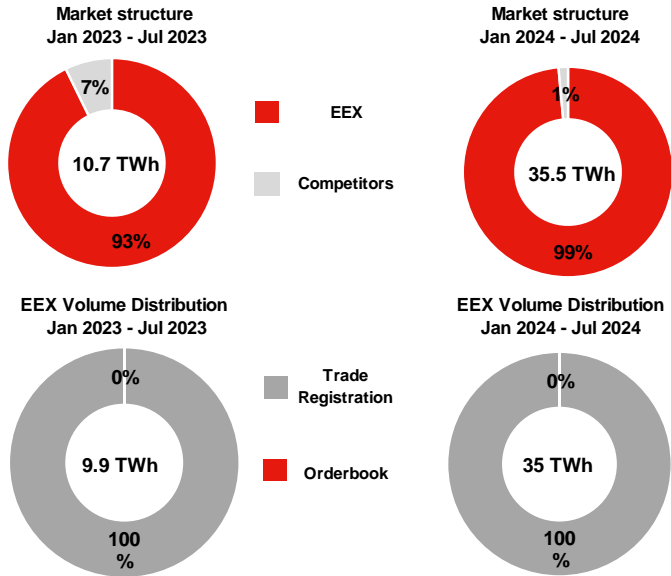
Key figures EEX-PXE Hungarian Power Future - Front Year contract

Price in €/MWh	98.25 ↓	-36% compared to Jul-23
Open Interest in Lots	2067 ↑	29% compared to Jul-23
Volume in TWh	4.17 ↑	84% compared to Jul-23



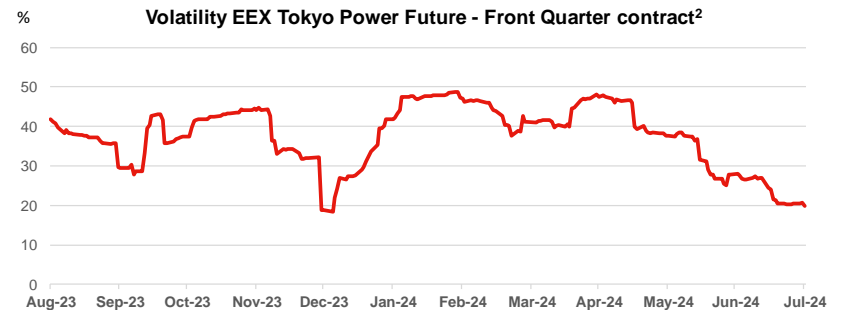
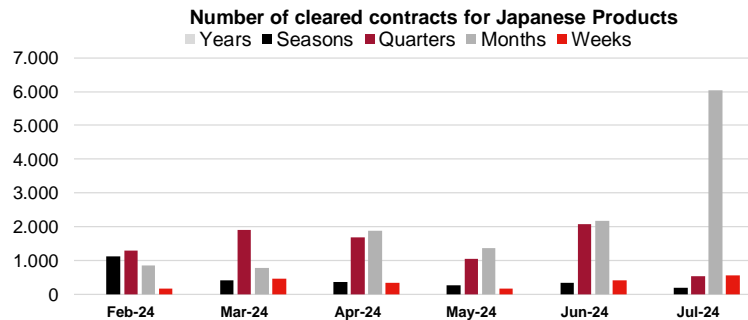
¹ The calculation of EEX' market share is based on the figures published by the exchanges and the London Energy Brokers' Association (LEBA) every month.
² The category "Broker uncleared" is not included in the market structure (no data available).
³ Source: Thomson Reuters

EEX Japanese Power Futures



Key figures EEX Tokyo Power Future - Front Quarter contract

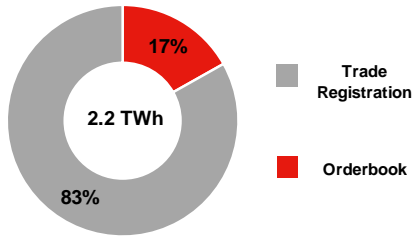
Price in ¥/MWh	14.97 ↑	4% compared to Jul-23
Open Interest in Lots	1031 ↑	708% compared to Jul-23
Volume in TWh	1.96 ↑	1767% compared to Jul-23



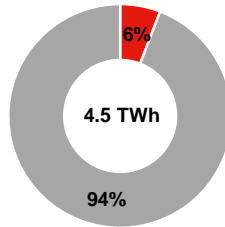
¹ The calculation of EEX' market share is based on the figures published by the exchanges and the London Energy Brokers' Association (LEBA) every month.
² Source: Thomson Reuters

EEX Greek Power Futures

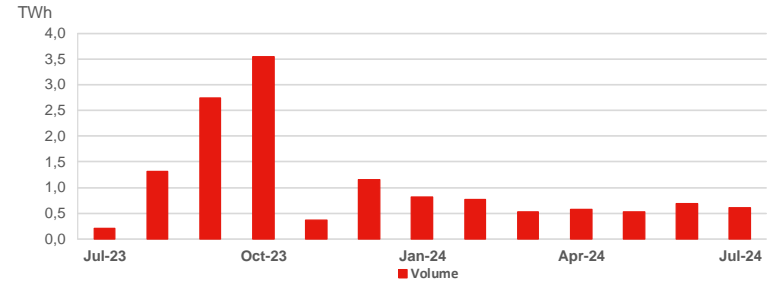
EEX Volume Distribution
Jan 2023 - Jul 2023



EEX Volume Distribution
Jan 2024 - Jul 2024



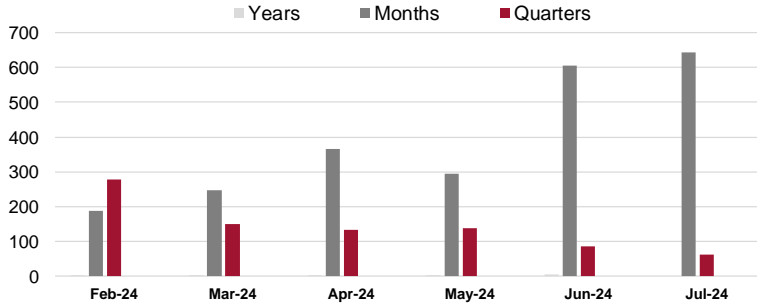
EEX Volume of Greek Power



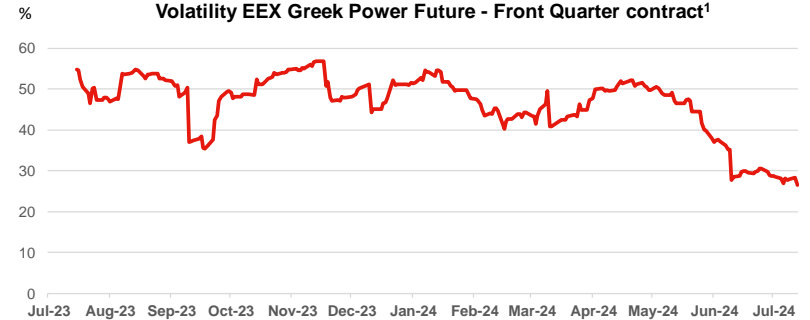
Key figures EEX Greek Power Future - Front Quarter contract

Price in €/MWh	102.92	↓	-29% compared to Jul-23
Open Interest in Lots	739	↑	2650% compared to Jul-23
Volume in TWh	0.54	↑	1140% compared to Jul-23

Number of cleared contracts for Greek Products



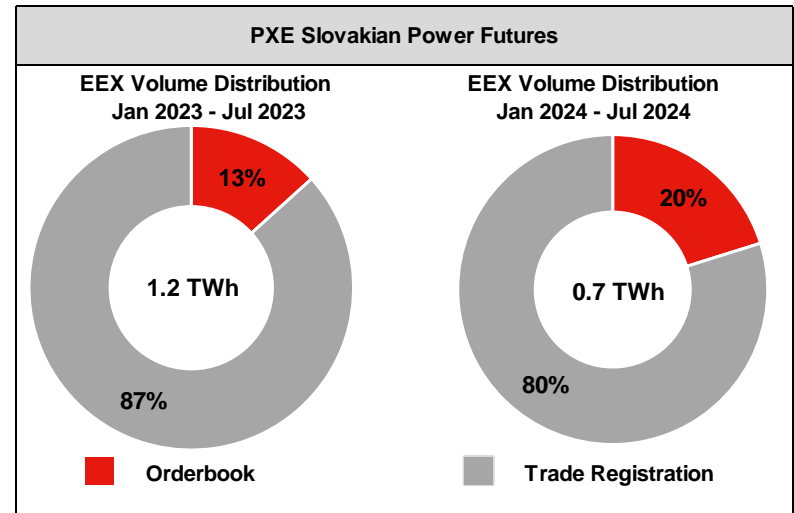


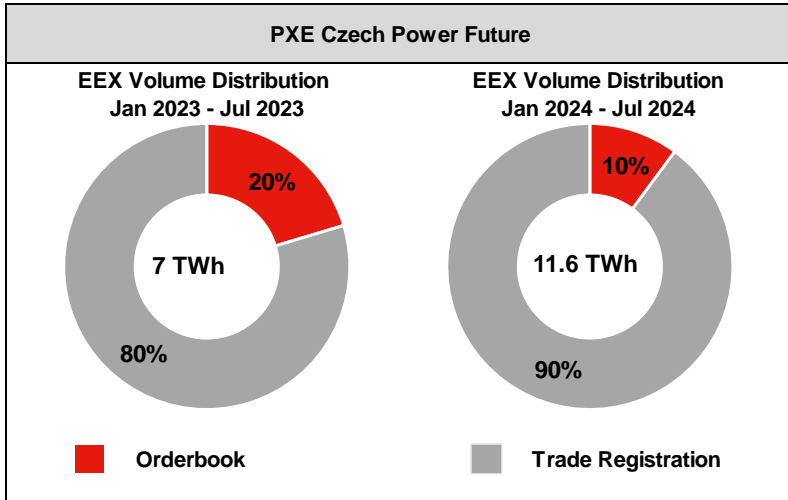
Volatility EEX Greek Power Future - Front Quarter contract¹



¹ The calculation of EEX' market share is based on the figures published by the exchanges and the London Energy Brokers' Association (LEBA) every month.

² Source: Thomson Reuters

EEX Eastern-European Power Futures



Other EEX Power Derivatives Markets

Product	EEX Volume Jan 2024 - Jul 2024	EEX Volume Jan 2023 - Jul 2023	EEX Volume YTY Comparison
Nordic Power Futures (incl. Zonal Futures)	14 TWh	7.4 TWh	↑ 189%
GB Power Futures	0.6 TWh	0.8 TWh	↓ -23%
PXE Polish Power Futures	0.1 TWh	0 TWh	-
PXE Bulgarian Power Futures	3.9 TWh	0.5 TWh	↑ 738%
PXE Serbian Power Futures	1.2 TWh	0.3 TWh	↑ 341%
PXE Croatian Power Futures	0.2 TWh	-	-

EEX Options on Power Futures

Product	EEX Volume Jan 2024 - Jul 2024	EEX Volume Jan 2023 - Jul 2023	EEX Volume YTY Comparison
German Power Options	0.3 TWh	2.4 TWh	↓ -87%
French Power Options	0 TWh	0 TWh	-
Spanish Power Options	0 TWh	0 TWh	-
Italian Power Options	0 TWh	0 TWh	-

Thank you

Contact

Business Development

Steffen Riediger

Tel. +49 341 2156 528

@ steffen.riediger@eex.com

Sales Europe

Tim Greenwood

Tel. +49 341 2156 212

@ tim.greenwood@eex.com