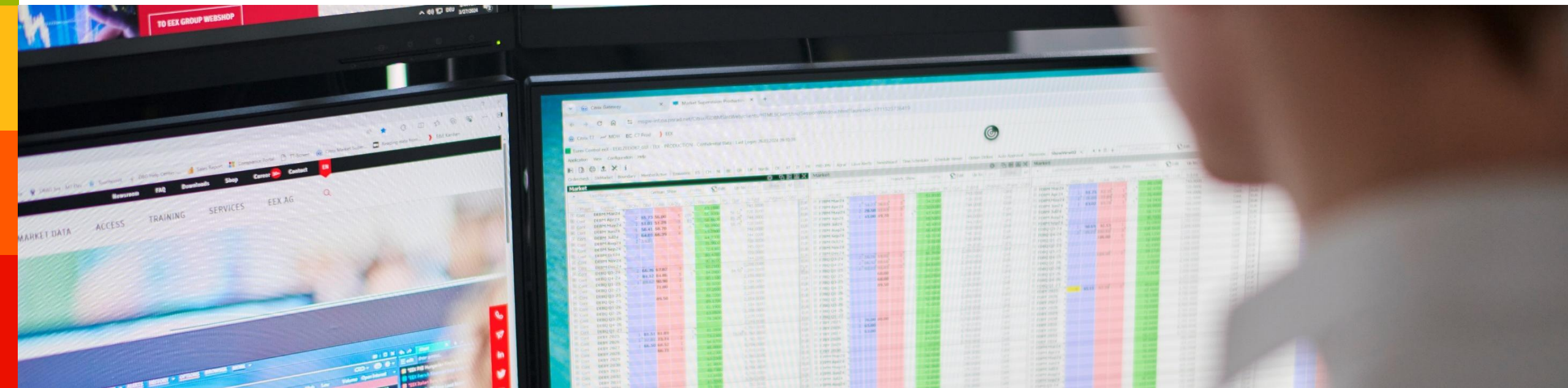




# Power Derivatives Market Update

July 2025



# EEX Group Volumes Power Derivatives – July

Commodity	Jul-25	Volumes YTD	Volumes Previous Year YTD	Change
EEX Power Derivatives Market Europe (MWh)	627,688,958	5,483,635,072	4,542,528,949	21%
German Power Futures	418,457,477	3,774,289,099	3,179,755,152	19%
French Power Futures	101,613,971	853,786,078	688,085,774	24%
Italian Power Futures	48,774,199	422,284,525	326,218,132	29%
Hungarian Power Futures	16,080,898	106,699,570	75,953,900	40%
Dutch Power Futures	10,841,161	92,278,950	77,877,604	18%
Spanish Power Futures	16,717,230	128,120,740	100,413,489	28%
Other CSEE Power Futures <sup>3</sup>	4,062,969	30,629,344	18,889,734	62%
Swiss Power Futures	5,017,147	27,506,380	26,088,679	5%
Austrian Power Futures	1,290,401	19,171,026	19,294,792	-1%
Belgian Power Futures	3,496,933	18,318,998	10,519,511	74%
Greek Power Futures	922,750	8,171,222	4,506,213	81%
Nordic Power Futures <sup>2</sup>	382,526	2,186,988	14,014,986	-84%
GB Power Futures	-	7,392	604,383	-99%
Ireland Power Futures	31,296	110,360	-	-
Power Options	-	74,400	306,600	-76%
EEX Power Future Market Japan (MWh)	10,286,808	84,356,292	34,985,100	141%
EEX Power Option Market Japan (MWh)	488,688	-	-	-
Nodal Power Derivatives Market US (MWh)	190,338,476	1,802,876,796	1,780,921,273	1%
Power Spot Market Europe (MWh) <sup>1</sup>	79,872,963	595,703,532	514,295,601	16%
<b>EEX Group Global Power Total (MWh)</b>	<b>908,675,893</b>	<b>7,966,571,692</b>	<b>6,872,730,923</b>	<b>16%</b>

**European  
Derivatives  
Volume up 21%  
YoY**

**Spanish Power  
Futures maintain  
momentum,  
expanding market  
share to 97%**

**Hungarian Power  
Futures break  
through 100 TWh  
traded milestone  
in 2025**

<sup>1</sup> Includes EPEX SPOT, SEEPEX, PXE & BSP.

<sup>2</sup> Sum of Nordic System Price Futures & Nordic Zonal Futures.

<sup>3</sup> Includes EEX-PXE Czech, Polish, Slovakian, Slovenian, Serbian, Romanian, Bulgarian and Croatian Power Futures

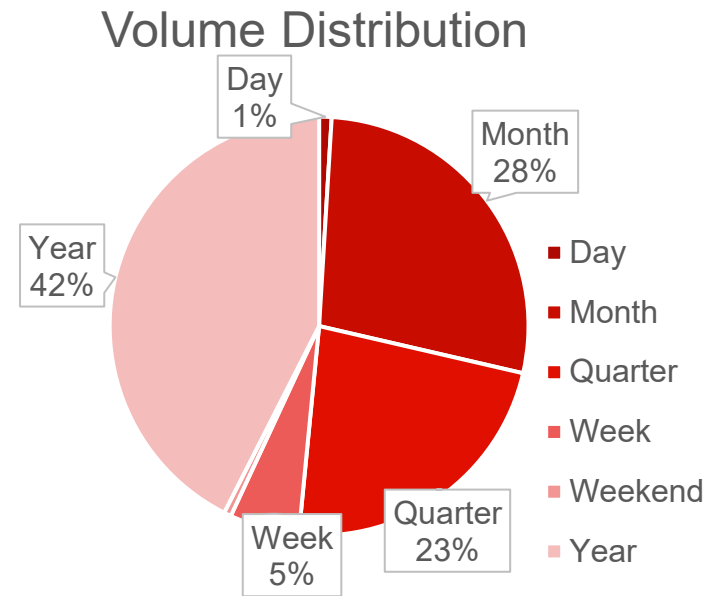
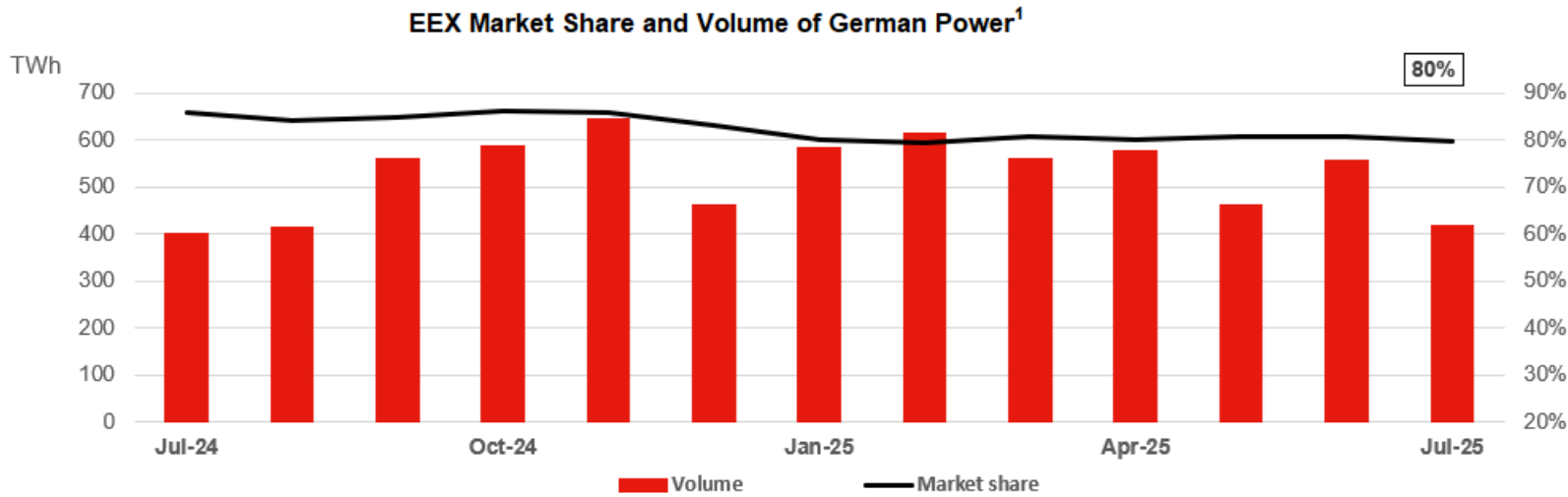
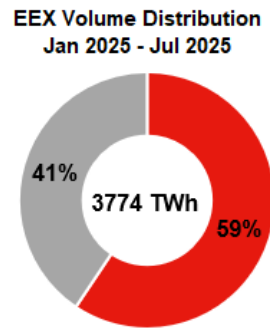
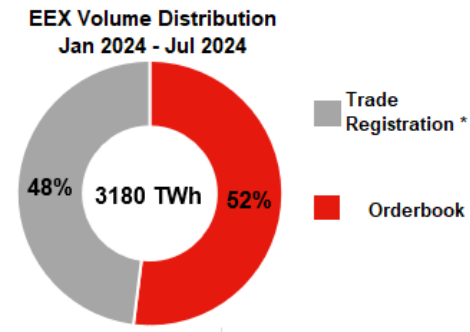
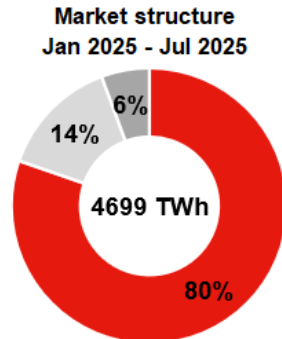
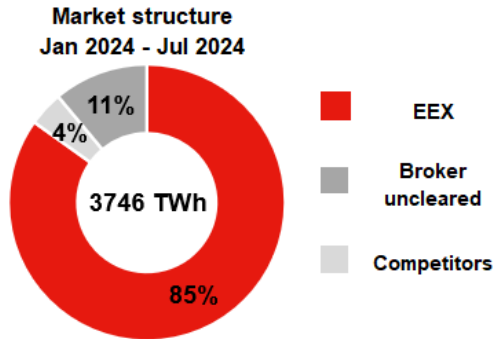
# EEX Market Shares | Power Derivatives

Product	EEX Market share		
	July 2025	July 2024	YTY Comparison
German power futures	80%	87%	↓ -7%
French power futures	92%	93%	↓ -1%
Italian power futures	93%	95%	↓ -2%
Spanish power futures	97%	93%	↑ 4%
Hungarian power futures	100%	96%	↑ 4%
Dutch power futures	92%	86%	↑ 6%
Belgian power futures	61%	40%	↑ 21%
Swiss power futures	83%	67%	↑ 16%
Japanese power futures	94%	99%	↓ -5%
Nordic power futures	0%	1%	↓ -1%
GB power futures	0%	0%	→ 0%

# EEX German Power Futures

**418 TWh**  
Volumes  
**+4.0%**  
YoY Change

**2,060 TWh**  
Gross OI  
**+10.0%**  
YoY Change



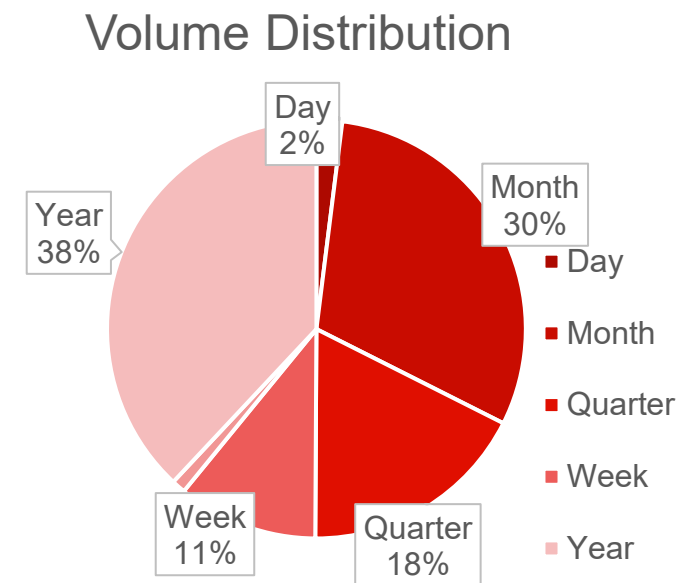
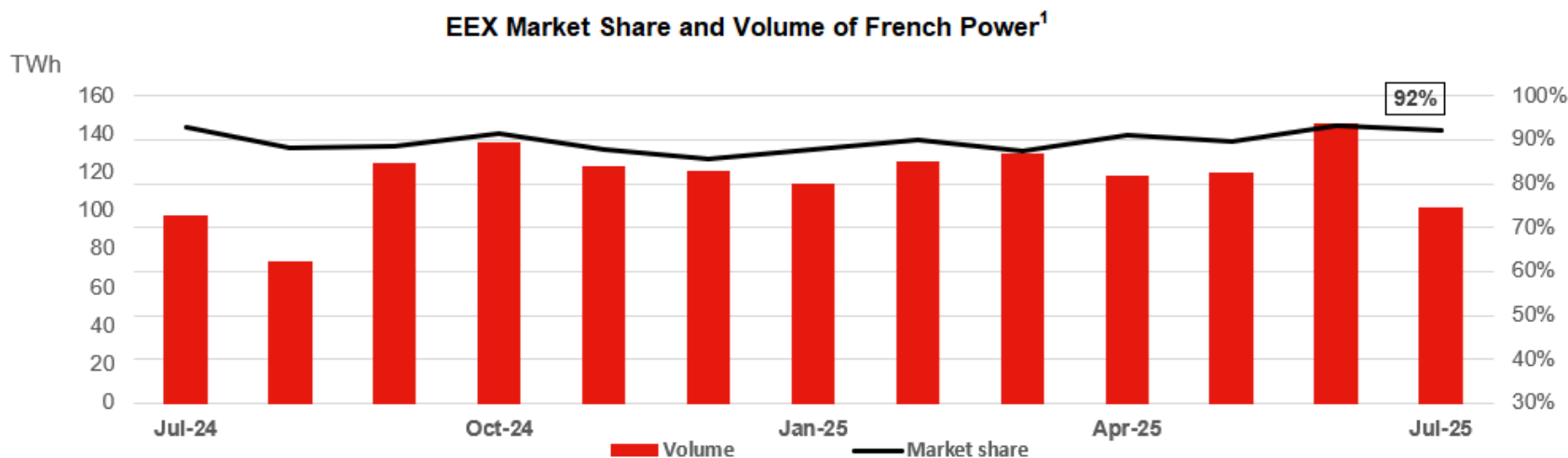
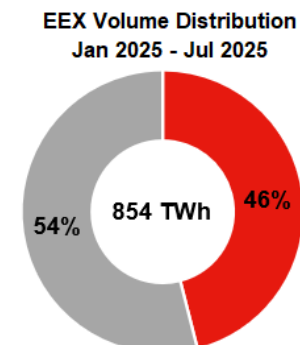
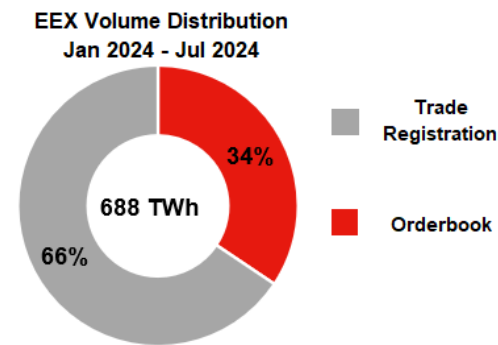
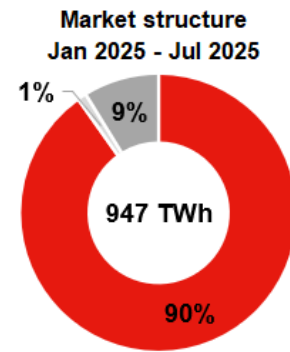
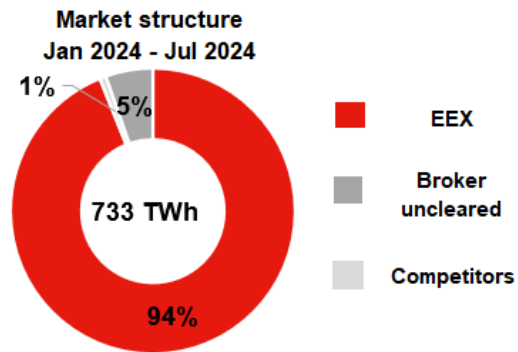
<sup>1</sup> The calculation of EEX' market share is based on the figures published by the exchanges and the London Energy Brokers' Association (LEBA) every month. .

<sup>2</sup> Source: Thomson Reuters

# EEX French Power Futures

**102 TWh** **+4.0%**  
Volumes YoY Change

**530 TWh** **+41.8%**  
Gross OI YoY Change



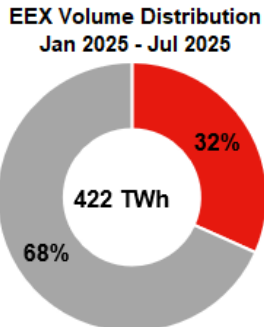
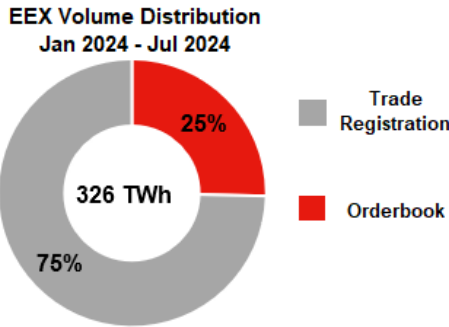
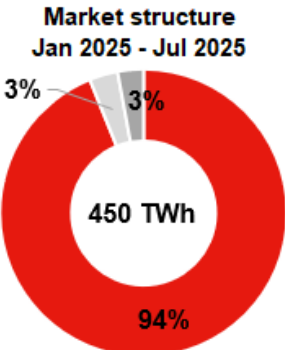
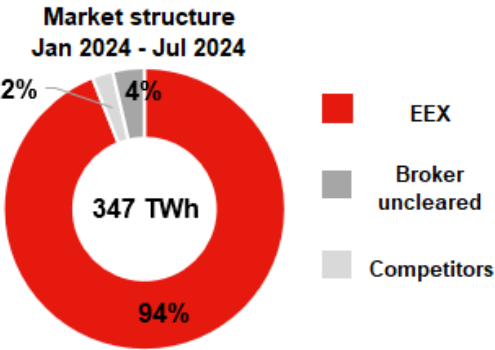
<sup>1</sup> The calculation of EEX' market share is based on the figures published by the exchanges and the London Energy Brokers' Association (LEBA) every month.

<sup>2</sup> Source: Thomson Reuters

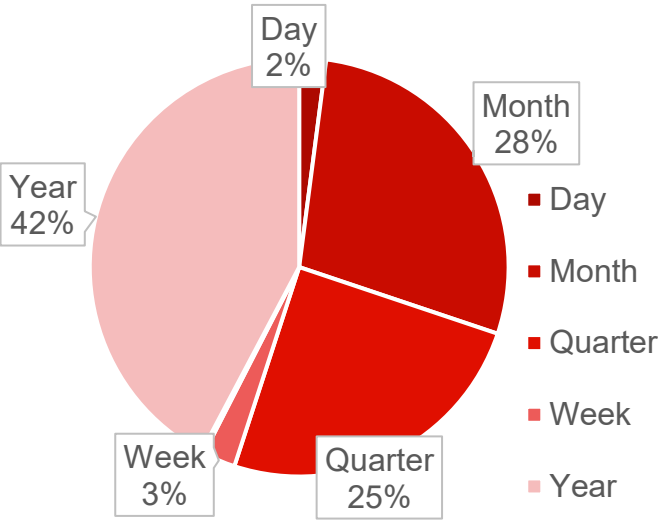
# EEX Italian Power Futures

**49 TWh**  
Volumes  
**+17.4%**  
YoY Change

**251 TWh**  
Gross OI  
**+14.9%**  
YoY Change



## Volume Distribution



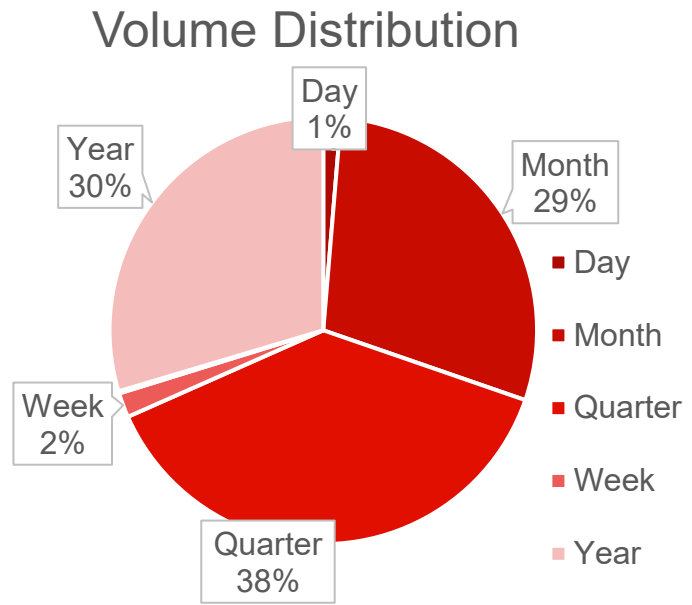
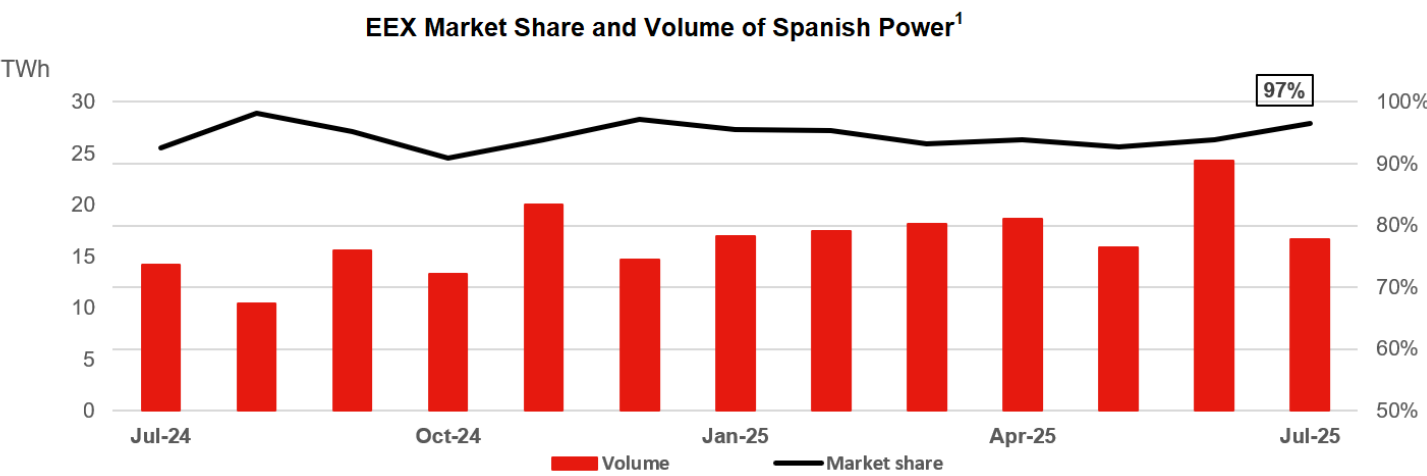
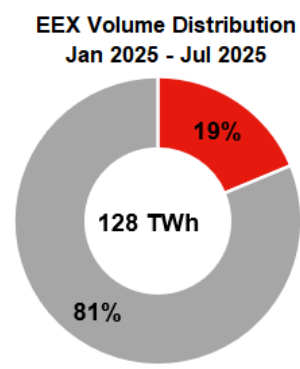
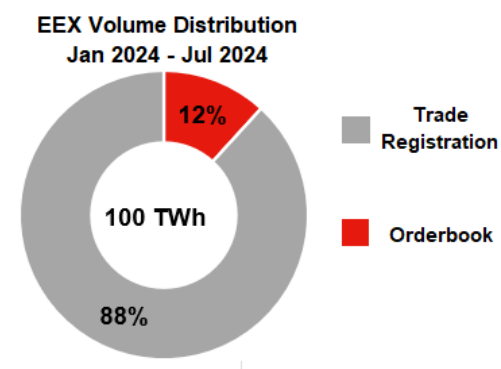
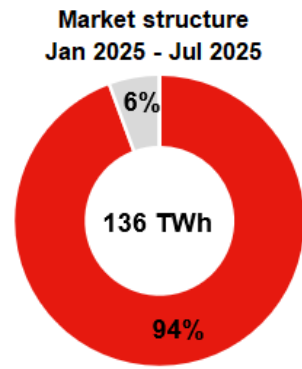
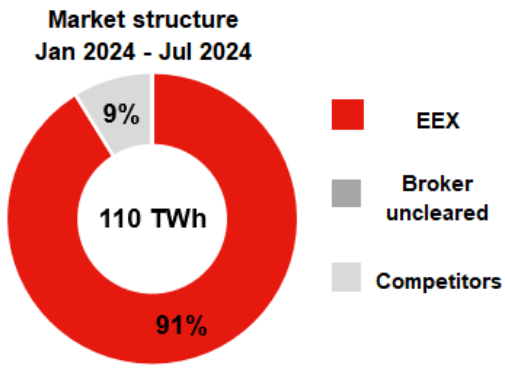
<sup>1</sup> The calculation of EEX' market share is based on the figures published by the exchanges and London Energy Brokers' Association (LEBA) every month.

<sup>2</sup> Source: Thomson Reuters

# EEX Spanish Power Futures

**17 TWh** **+18.0%**  
Volumes YoY Change

**102 TWh** **+31.2%**  
Gross OI YoY Change



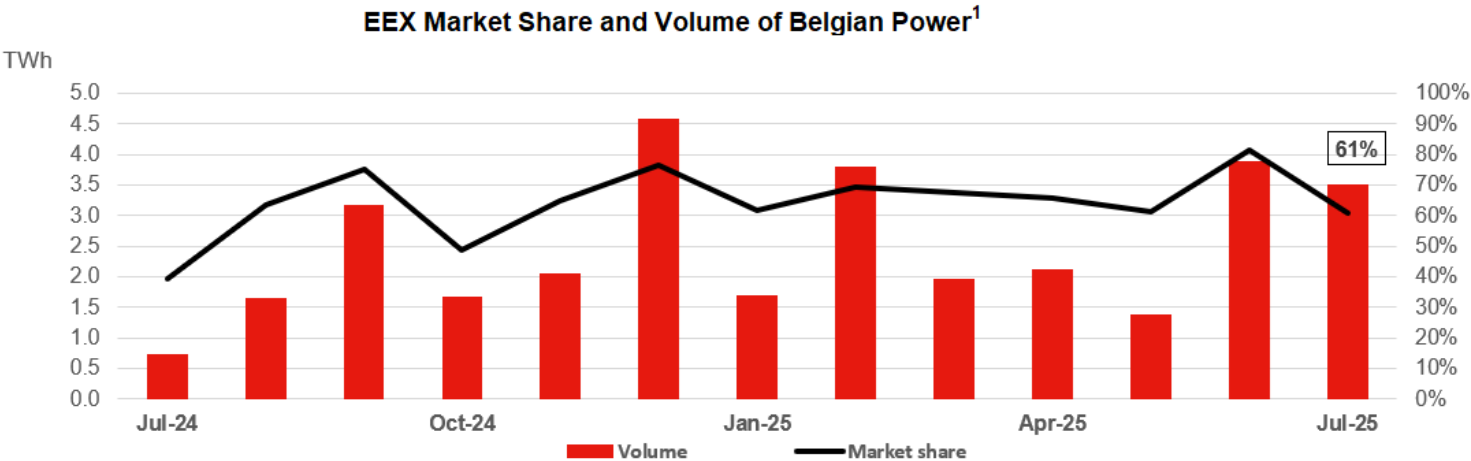
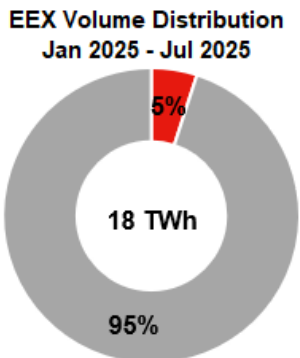
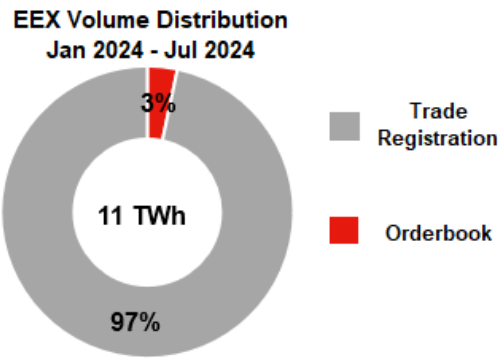
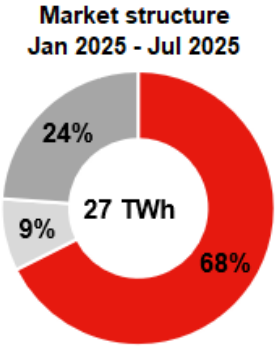
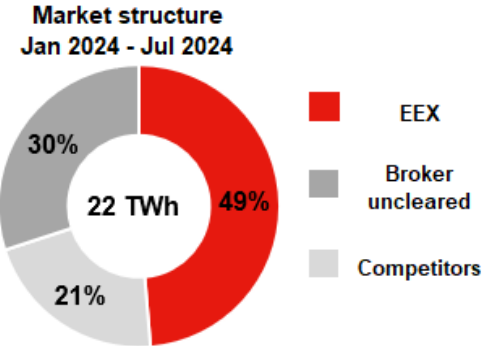
<sup>1</sup> The calculation of EEX' market share is based on the figures published by the exchanges and the London Energy Brokers' Association (LEBA) every month.  
<sup>2</sup> Source: Thomson Reuters



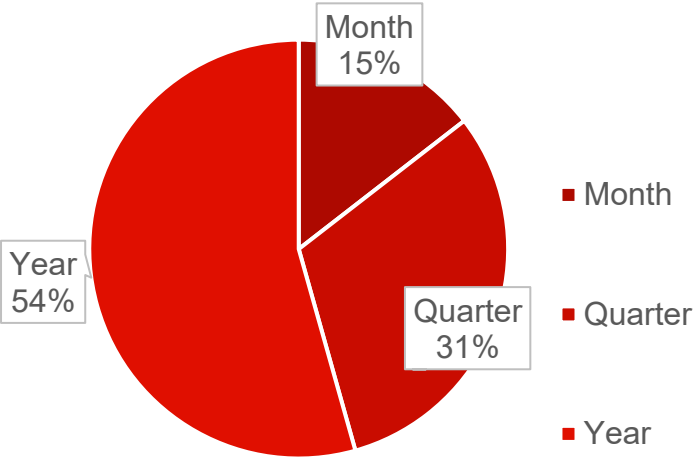
# EEX Belgian Power Futures

**4 TWh** **+387.0%**  
Volumes YoY Change

**15 TWh** **+145.2%**  
Gross OI YoY Change



## Volume Distribution



<sup>1</sup> The calculation of EEX' market share is based on the figures published by the exchanges and the London Energy Brokers' Association (LEBA) every month.

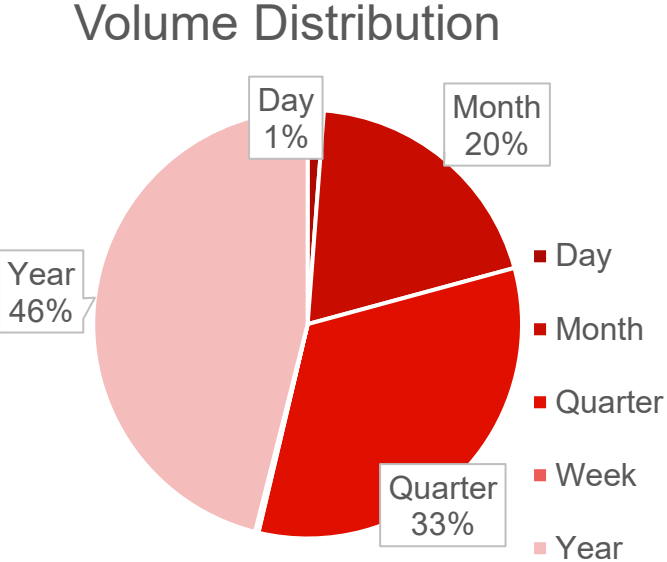
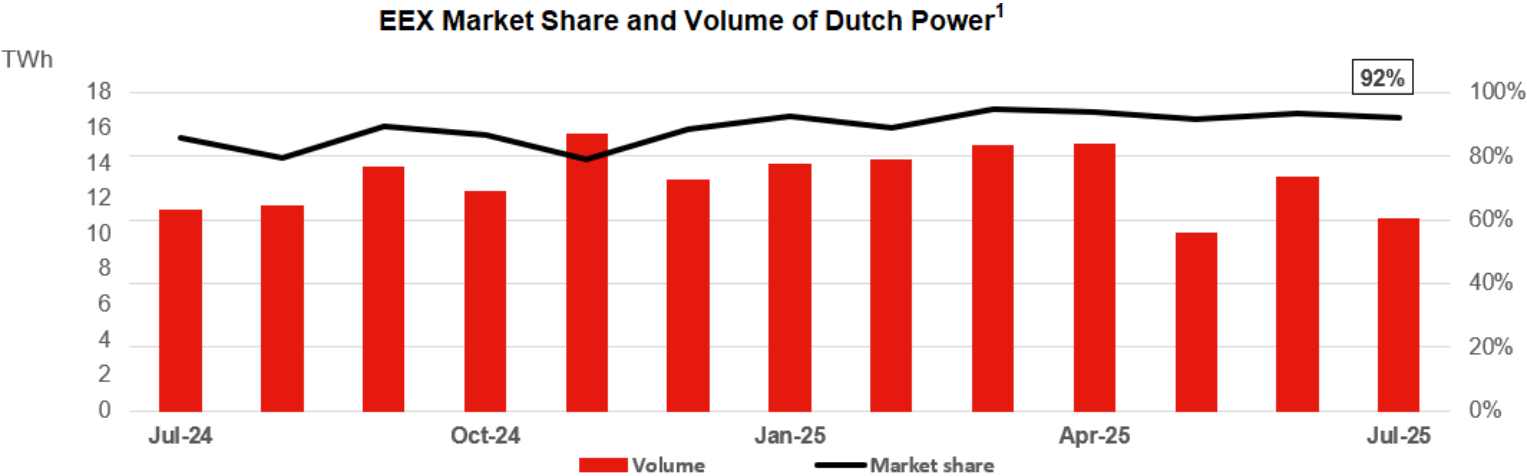
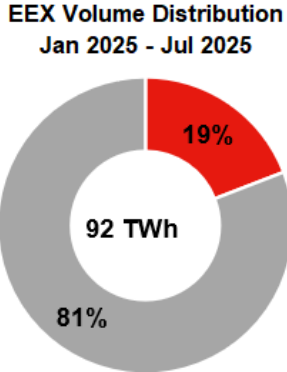
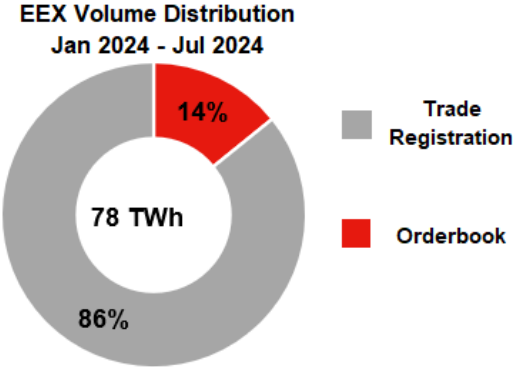
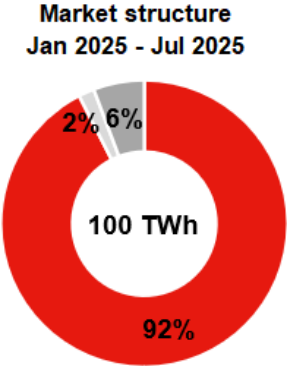
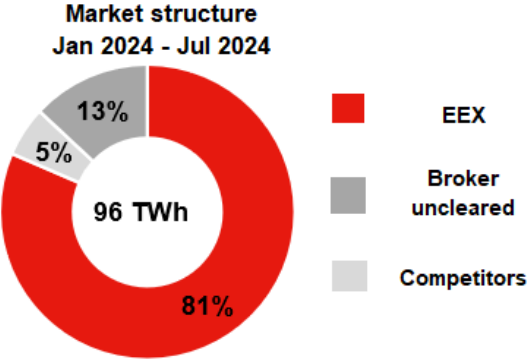
<sup>2</sup> Source: Thomson Reuters



# EEX Dutch Power Futures

**11 TWh**  
Volumes  
**-4.3%**  
YoY Change

**93 TWh**  
Gross OI  
**+30.2%**  
YoY Change



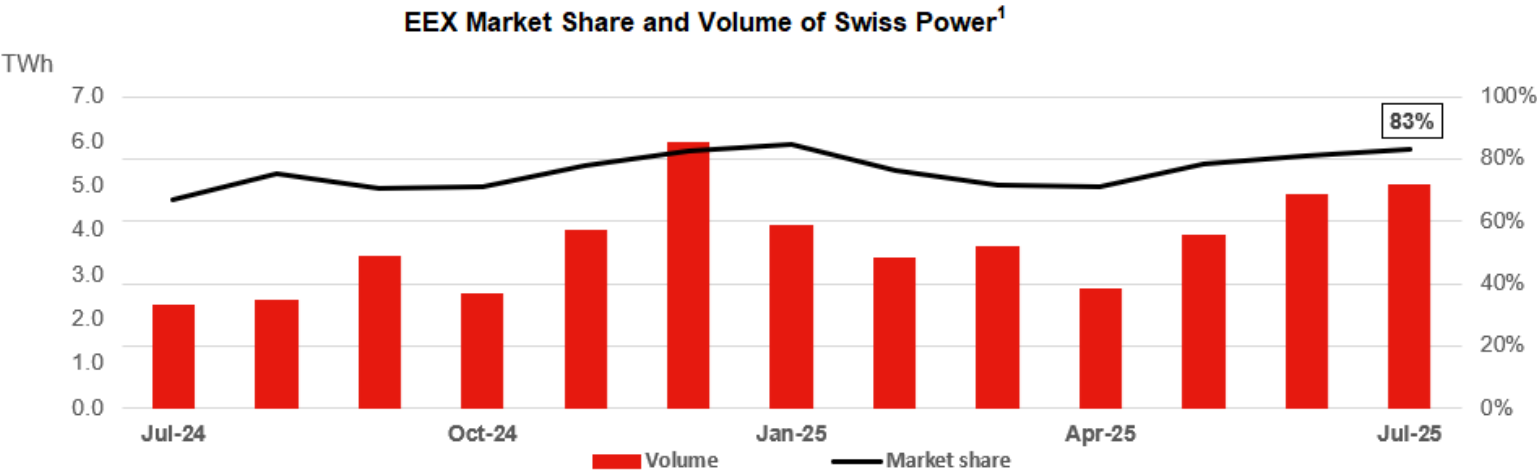
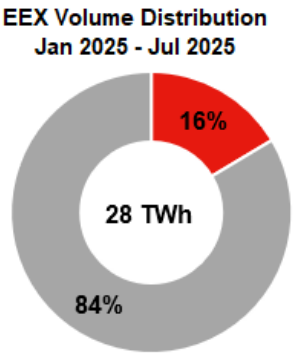
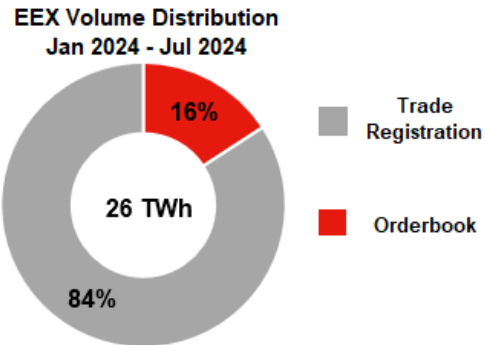
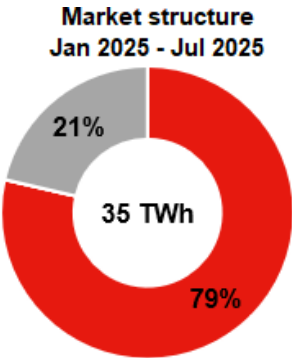
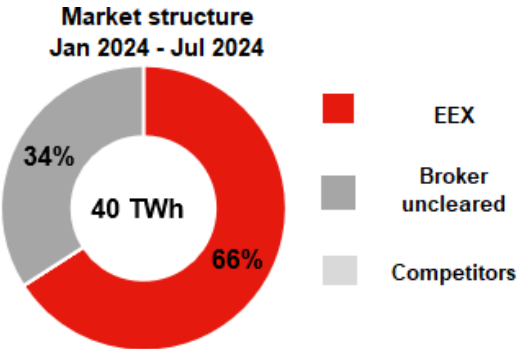
<sup>1</sup> The calculation of EEX' market share is based on the figures published by the exchanges and the London Energy Brokers' Association (LEBA) every month.

<sup>2</sup> Source: Thomson Reuters

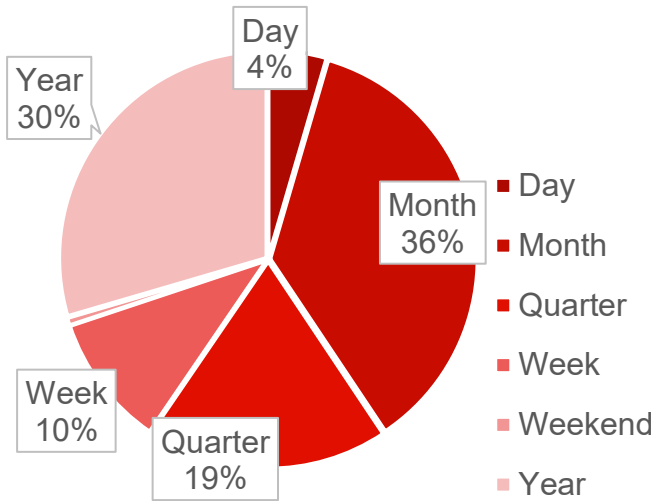
# EEX Swiss Power Futures

**5 TWh**  
Volumes  
**+117.1%**  
YoY Change

**16 TWh**  
Gross OI  
**+25.5%**  
YoY Change



## Volume Distribution



<sup>1</sup> The calculation of EEX' market share is based on the figures published by the exchanges and the London Energy Brokers' Association (LEBA) every month.

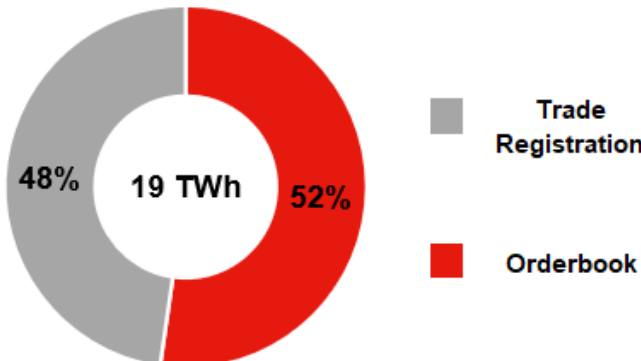
<sup>2</sup> Source: Thomson Reuters

# EEX Austrian Power Futures

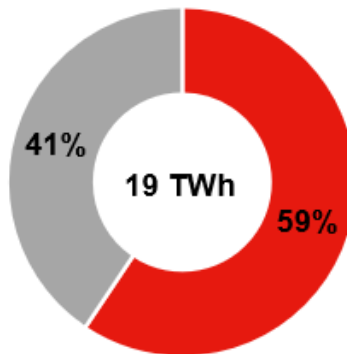
**1 TWh** **-14.8%**  
Volumes YoY Change

**12 TWh** **-29.3%**  
Gross OI YoY Change

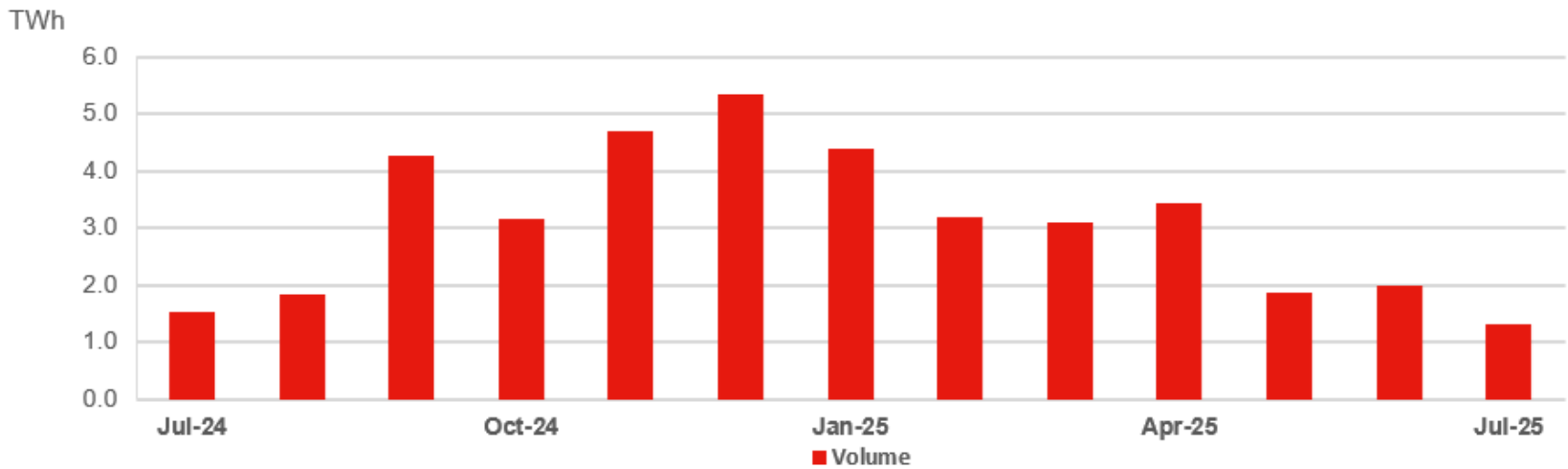
EEX Volume Distribution  
Jan 2024 - Jul 2024



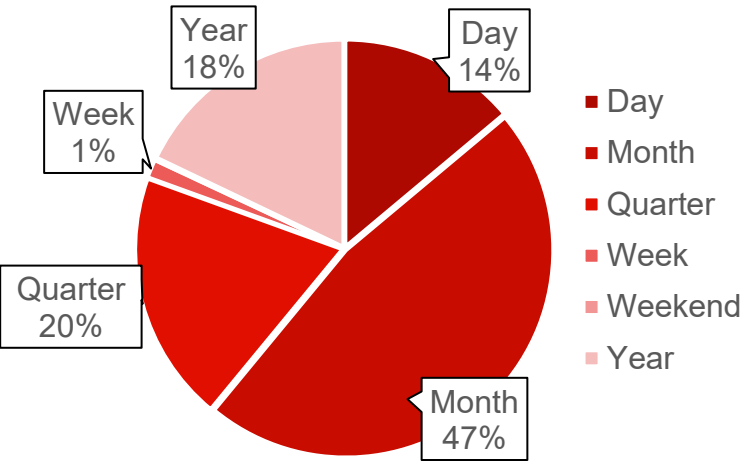
EEX Volume Distribution  
Jan 2025 - Jul 2025



EEX Volume of Austrian Power



Volume Distribution

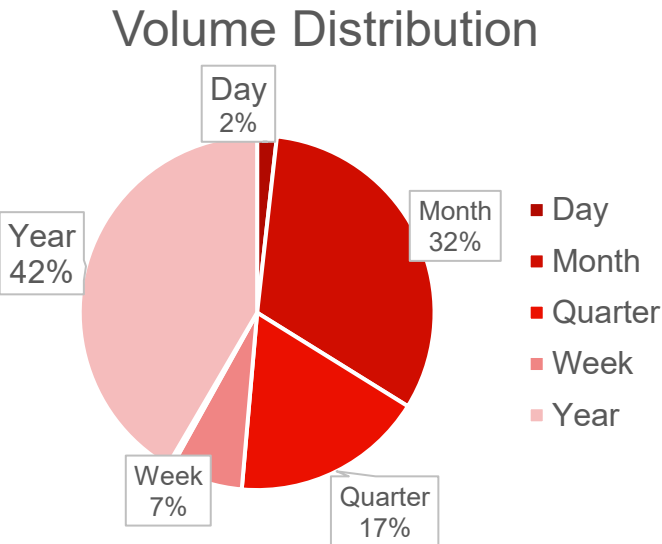
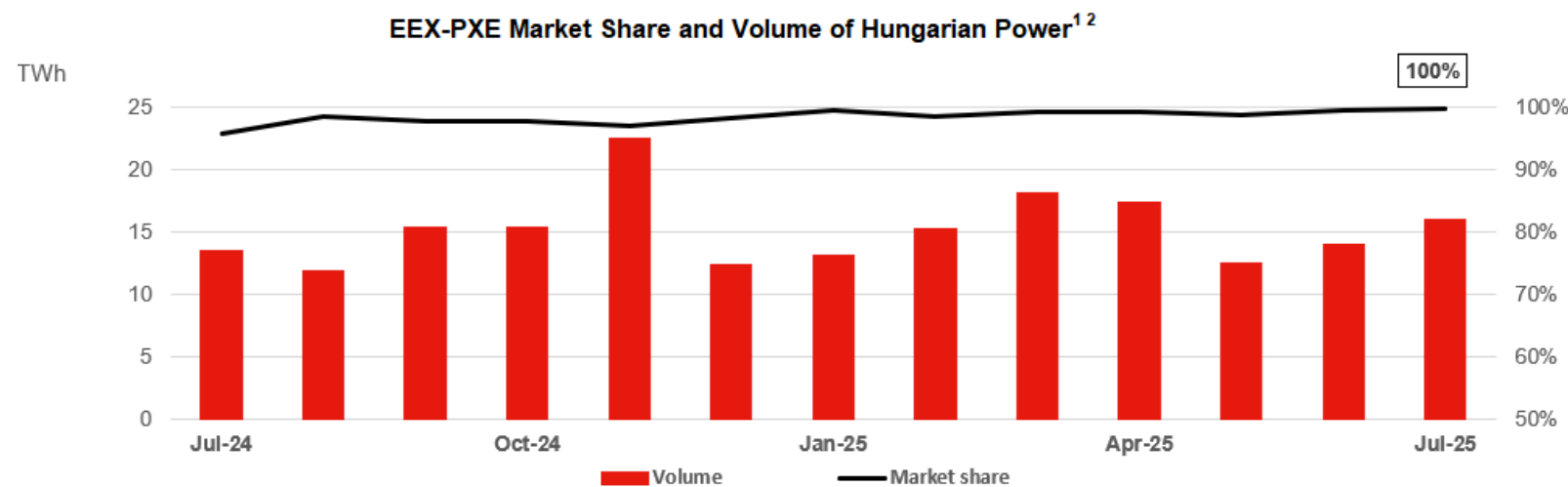
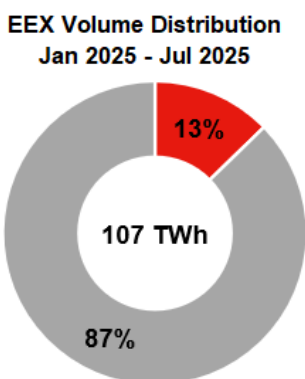
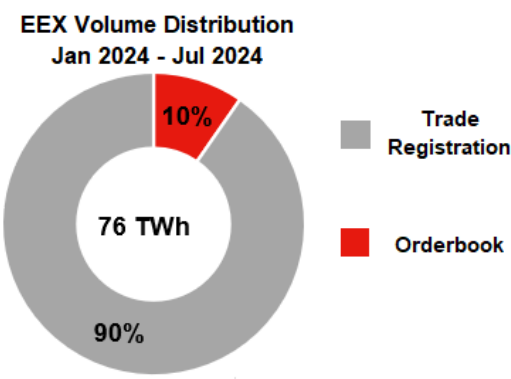
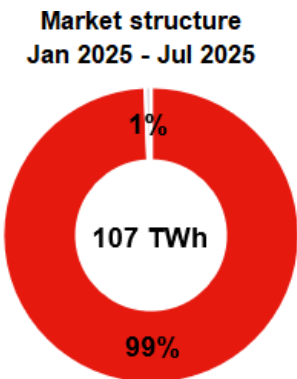
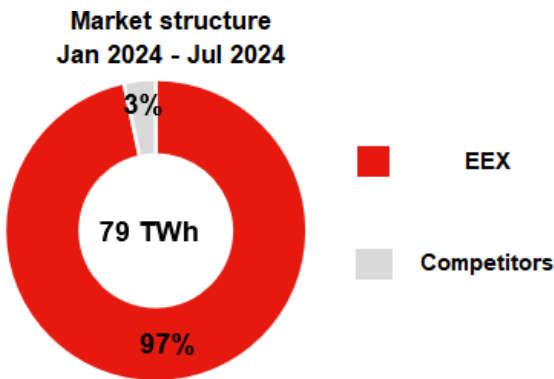


<sup>1</sup> The calculation of EEX' market share is based on the figures published by the exchanges and the London Energy Brokers' Association (LEBA) every month.  
<sup>2</sup> Source: Thomson Reuters

# EEX Hungary Power Futures

**16 TWh** **+19.1%**  
Volumes YoY Change

**60 TWh** **+19.7%**  
Gross OI YoY Change



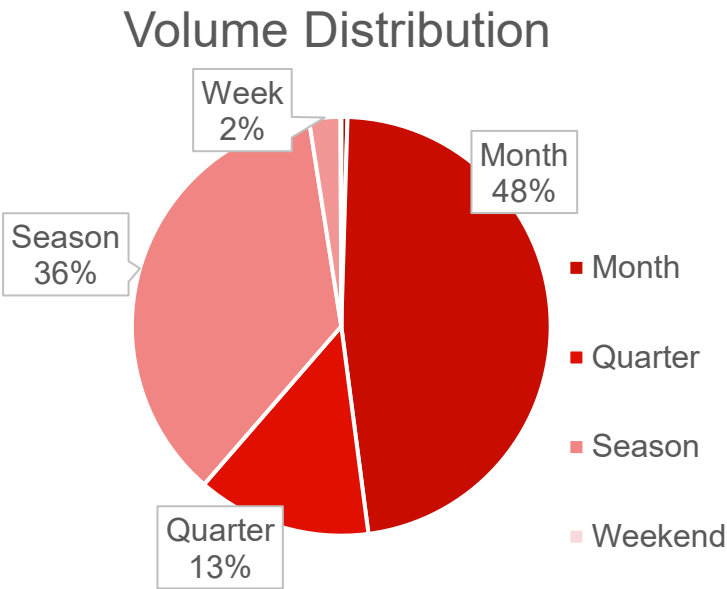
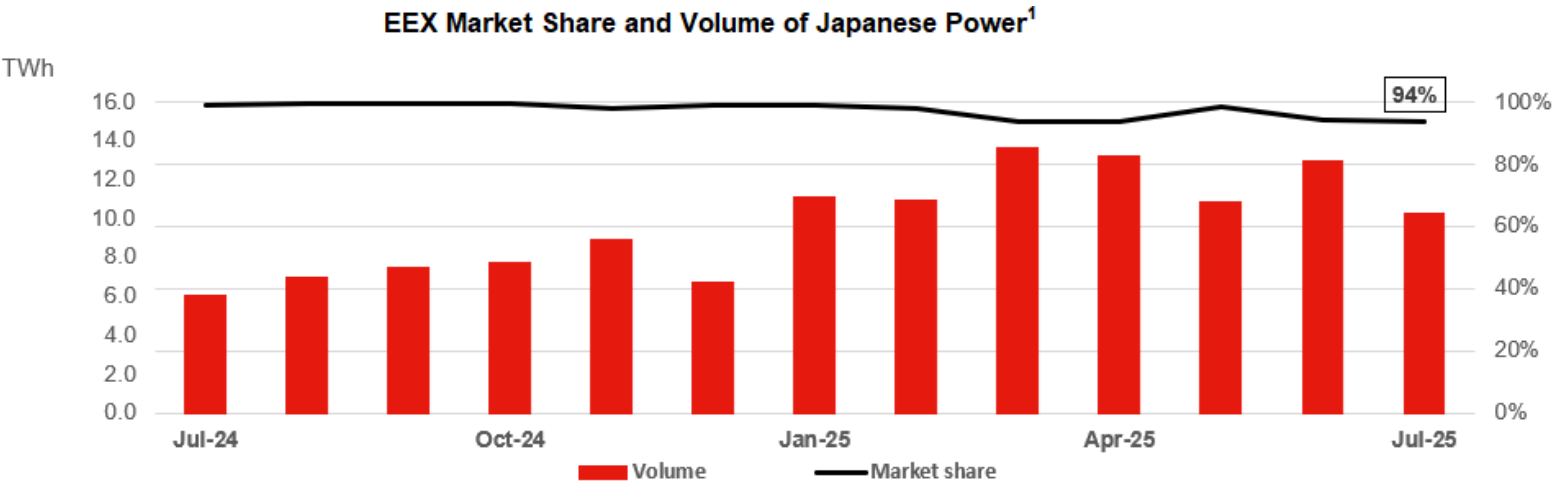
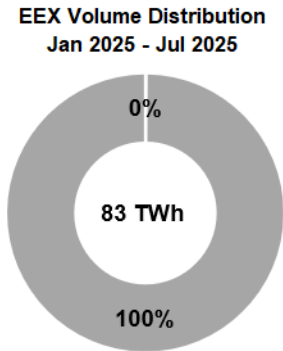
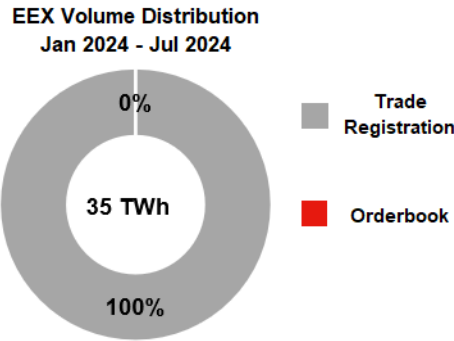
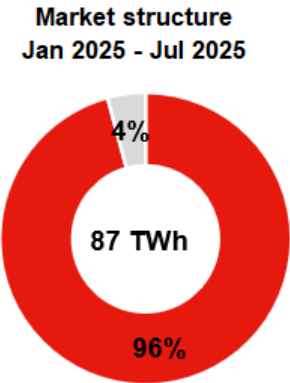
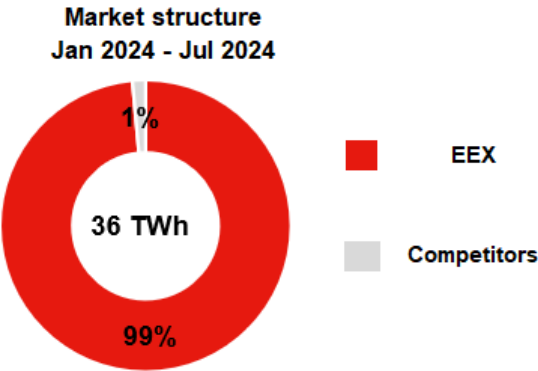
<sup>1</sup> The calculation of EEX' market share is based on the figures published by the exchanges and the London Energy Brokers' Association (LEBA) every month.

<sup>2</sup> Source: Thomson Reuters

# EEX Japan Power Futures

**10TWh** **+70.2%**  
Volumes YoY Change

**55 TWh** **+125.2%**  
Gross OI YoY Change



<sup>1</sup> The calculation of EEX' market share is based on the figures published by the exchanges and the London Energy Brokers' Association (LEBA) every month.

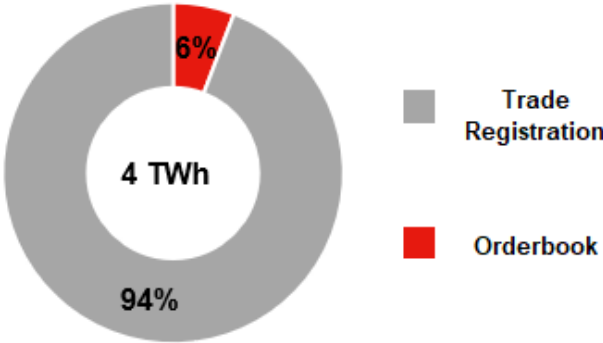
<sup>2</sup> Source: Thomson Reuters

# EEX Greek Power Futures

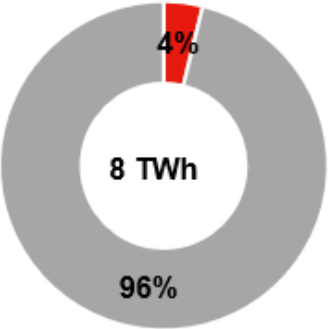
**1 TWh** **+50.7%**  
Volumes YoY Change

**2 TWh** **-35.3%**  
Gross OI YoY Change

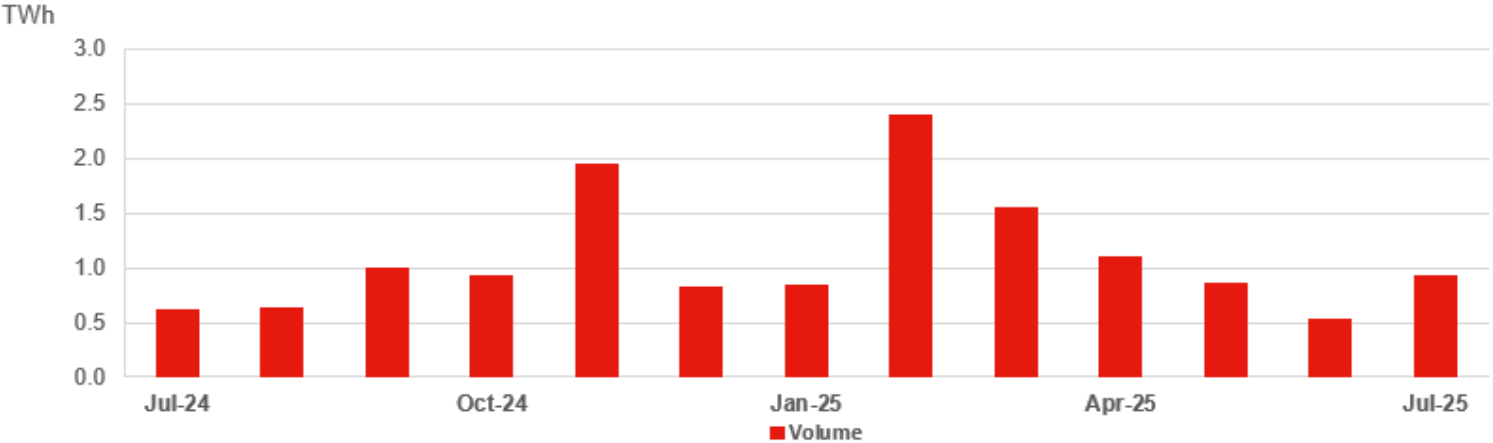
EEX Volume Distribution  
Jan 2024 - Jul 2024



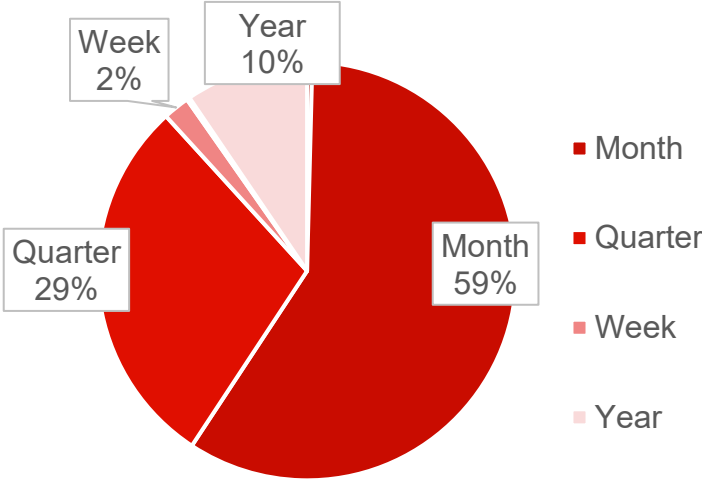
EEX Volume Distribution  
Jan 2025 - Jul 2025



EEX Volume of Greek Power



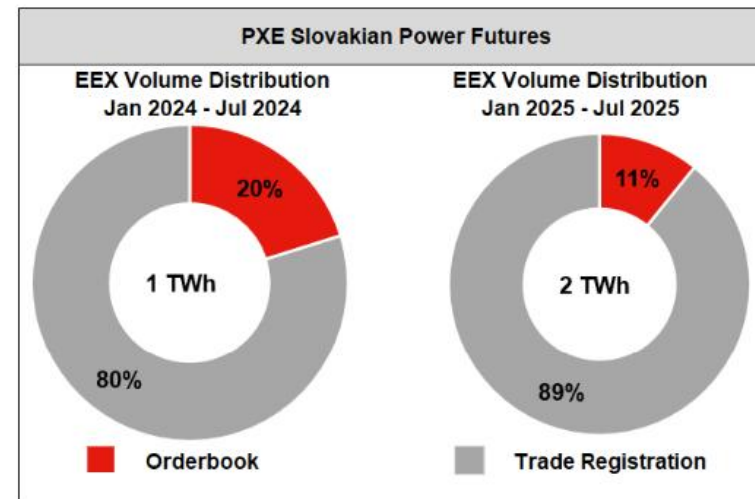


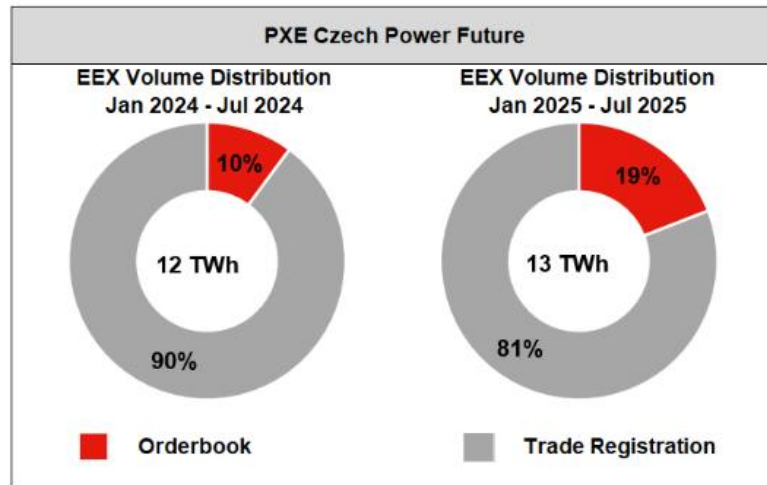
Volume Distribution



<sup>1</sup> The calculation of EEX' market share is based on the figures published by the exchanges and the London Energy Brokers' Association (LEBA) every month.

<sup>2</sup> Source: Thomson Reuters

# EEX Eastern-European Power Futures





## Other EEX Power Derivatives Markets

Product	EEX Volume Jan 2025 - Jul 2025	EEX Volume Jan 2024 - Jul 2024	EEX Volume YTY Comparison
Nordic Power Futures (incl. Zonal Futures)	2.05 TWh	14.01 TWh	↓ -85%
GB Power Futures	0.01 TWh	0.61 TWh	↓ -99%
PXE Polish Power Futures	0.02 TWh	0.12 TWh	↓ -88%
PXE Bulgarian Power Futures	5.2 TWh	3.92 TWh	↑ 33%
PXE Serbian Power Futures	2.45 TWh	1.19 TWh	↑ 106%
PXE Croatian Power Futures	0.52TWh	-	-

# EEX Options on Power Futures

Product	EEX Volume Jan 2025 - Jul 2025	EEX Volume Jan 2024 - Jul 2024	EEX Volume YTY Comparison
German Power Options	0 TWh	0 TWh	-
French Power Options	0 TWh	0 TWh	-
Spanish Power Options	0 TWh	0 TWh	-
Italian Power Options	0 TWh	0 TWh	-

# Thank you

## Contact

### Business Development

Steffen Riediger

Tel. +49 341 2156 528

@ [steffen.riediger@eex.com](mailto:steffen.riediger@eex.com)

### Sales Europe

Tim Greenwood

Tel. +49 341 2156 212

@ [tim.greenwood@eex.com](mailto:tim.greenwood@eex.com)



› eex group