

June 2025



Overview of EEX gas markets offering

Physical Spot Market

Hourly, Within-Day, Day-Ahead, Weekend and Individual Days, TSO balancing products

Physical Futures Market (on-exchange and OTF)

Month, Quarter, Season, Calendar, TTF Options

Cash-settled Futures (EGSI Futures)

Daily, Weekend, Weekly, Month, Quarter, Season, Calendar

Spreads

Location spreads between different market areas Time spreads (Futures only)

LNG Offer

Cash-settled JKM Futures

Trading Hours

Spot Products: 24/7

Futures: 8:00am – 6:00pm CET

25/07/2025 @EEX 2025



EEX Group gas volumes - June 2025

EEX Gas Spot Markets (MWh)

Markets	June 2025	Volumes YTD	Volumes Previous Year YTD
CEGH VTP	11,755,904	84,075,002	86,615,985
CZ VTP	2,730,696	12,113,440	9,726,775
ETF	4,350,914	24,566,820	18,909,269
NBP	23,690,717	147,228,295	91,462,596
PEG	24,349,055	152,682,135	145,555,700
PVB	800	10,900	5,040
THE	89,241,678	457,410,801	363,872,871
TTF	112,358,547	743,901,805	588,590,457
ZTP	23,703,849	155,861,866	124,169,202
Total	292,182,160	1,777,851,064	1,428,907,895

EEX Gas Derivatives Markets (MWh)

Markets	June 2025	Volumes YTD	Volumes Previous Year YTD
CEGH VTP	24,098,717	107,957,915	94,164,541
CZ VTP	1,851,432	3,163,633	8,429,841
NBP	18,786	54,247	49,207
PEG	41,379,504	188,562,515	216,982,875
PSV	5,958,096	37,826,088	32,063,712
PVB	6,593,109	38,297,212	33,811,748
THE	151,148,907	522,171,476	361,968,409
TTF	344,581,477	1,675,368,662	1,310,361,929
ZTP	6,840,354	31,549,399	16,425,802
Total	582,470,382	2,604,951,147	2,074,258,064

EEX gas market share estimation - June 2025

EEX Gas SPOT Market Share

Markets	June 2025	Average YTD	Average Previous Year YTD
CEGH VTP	95.92%	97.87%	94.61%
PEG	99.43%	99.04%	97.92%
THE	93.92%	97.43%	95.23%
TTF	95.61%	97.97%	95.41%
ZTP	99.77%	99.76%	99.78%
Total	95.74%	98.08%	95.98%

EEX Gas Derivatives Market Share

Markets	June 2025	Average YTD	Average Previous Year YTD
CEGH VTP	36.56%	35.01%	29.85%
NBP	0.00%	0.00%	0.00%
PEG	29.73%	24.25%	33.58%
PSV	5.79%	5.23%	3.83%
PVB	41.80%	48.48%	41.16%
THE	34.63%	29.00%	23.38%
TTF	4.57%	3.93%	3.98%
ZTP	12.12%	13.37%	24.49%
Total	6.31%	5.19%	5.20%

* Markets displayed are hubs for which a reasonable share estimate can be calculated, as such they may vary depending on data availability.
OTC volume estimations are based on LEBA's daily Market Data reports for spot volume and on LEBA's monthly report for derivatives volume.

EEX Gas Spot TTF

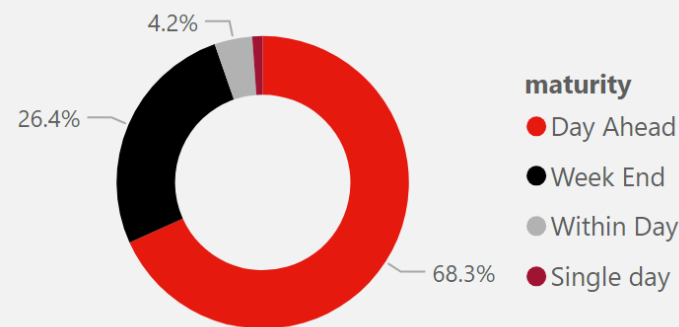
112,358,547
Volumes

23.97%
YoY Change

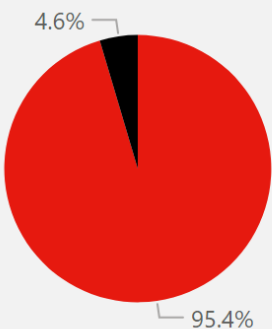
138
Trading participants

-30
YoY Change

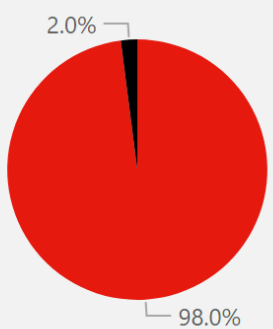
EEX Volume distribution YTD



Market Share - YTD 2024



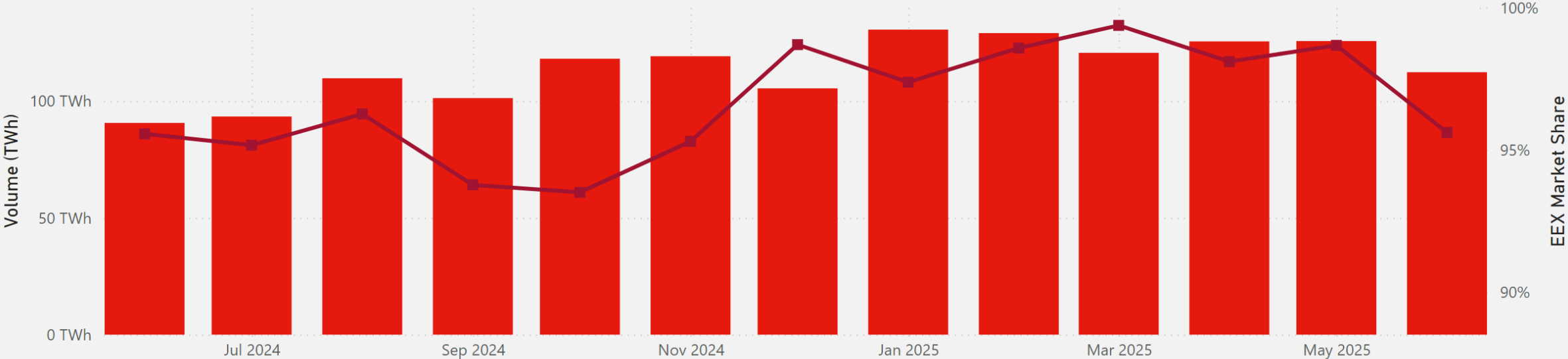
Market Share - YTD 2025



venue ● EEX ● OTC*

EEX volume and market share evolution over time

● EEX Volumes (TWh) ■ EEX Market Share



EEX Gas Spot THE

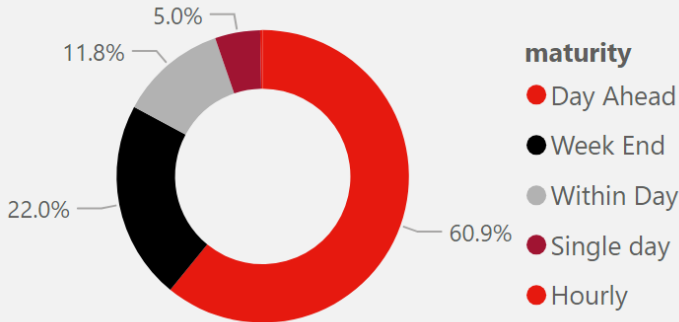
89,241,678
Volumes

54.42%
YoY Change

162
Trading participants

-27
YoY Change

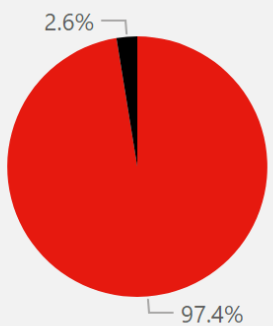
EEX Volume distribution YTD



Market Share - YTD 2024



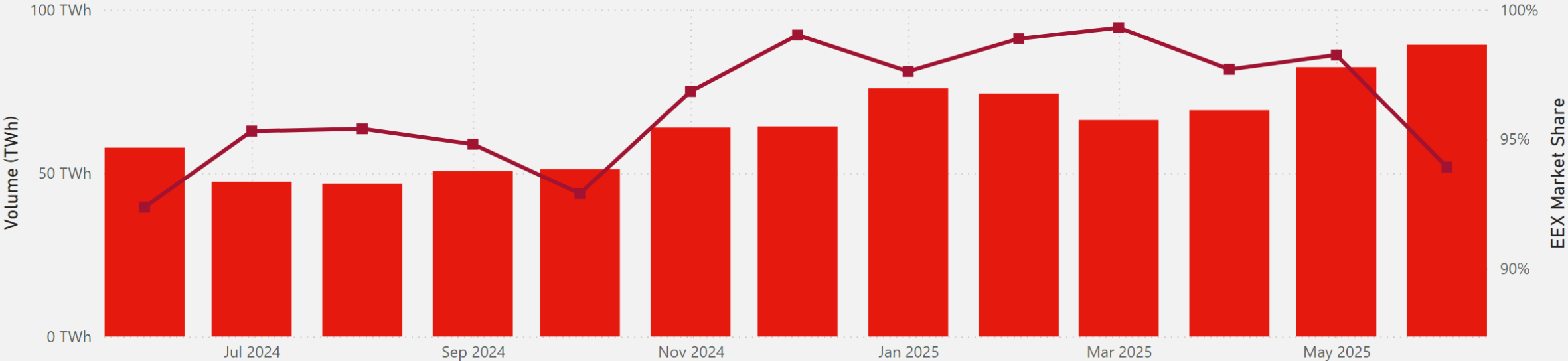
Market Share - YTD 2025



venue ● EEX ● OTC*

EEX volume and market share evolution over time

● EEX Volumes (TWh) ■ EEX Market Share



EEX Gas Spot PEG

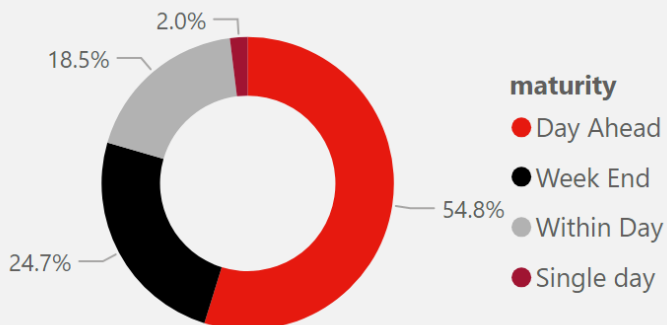
24,349,055
Volumes

24.54%
YoY Change

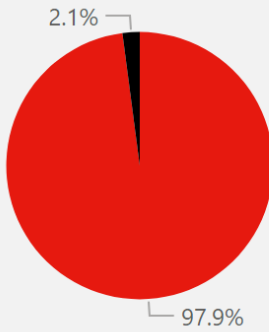
84
Trading participants

-15
YoY Change

EEX Volume distribution YTD



Market Share - YTD 2024

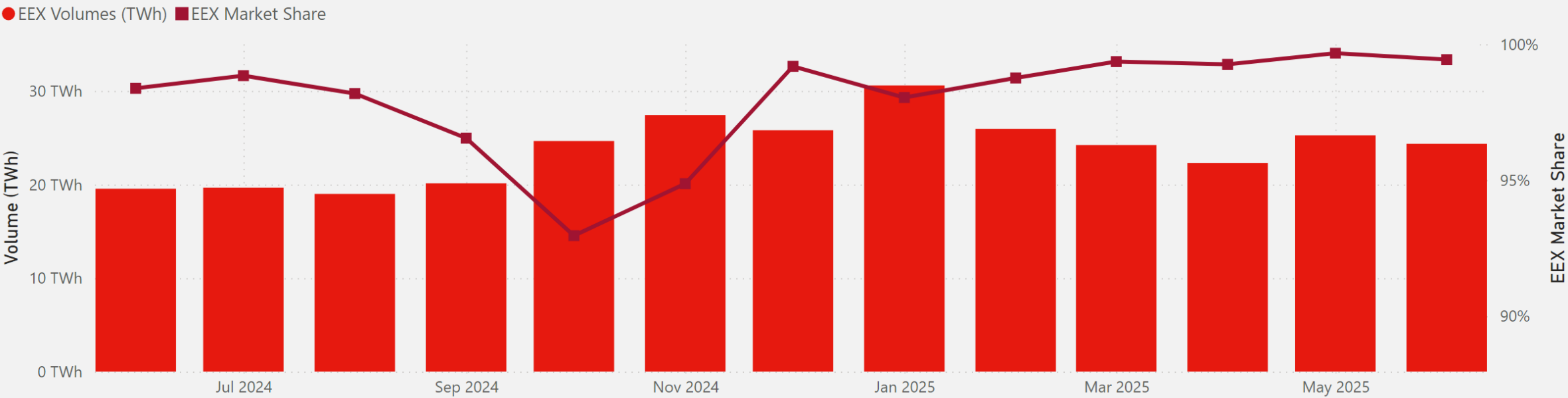


Market Share - YTD 2025



venue ● EEX ● OTC*

EEX volume and market share evolution over time



EEX Gas Spot CEGH VTP

11,755,904

Volumes

-13.00%

YoY Change

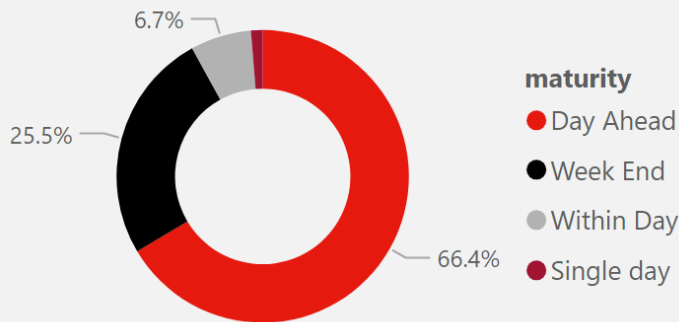
90

Trading participants

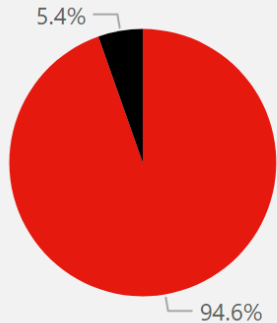
-25

YoY Change

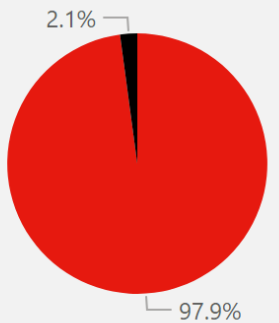
EEX Volume distribution YTD



Market Share - YTD 2024

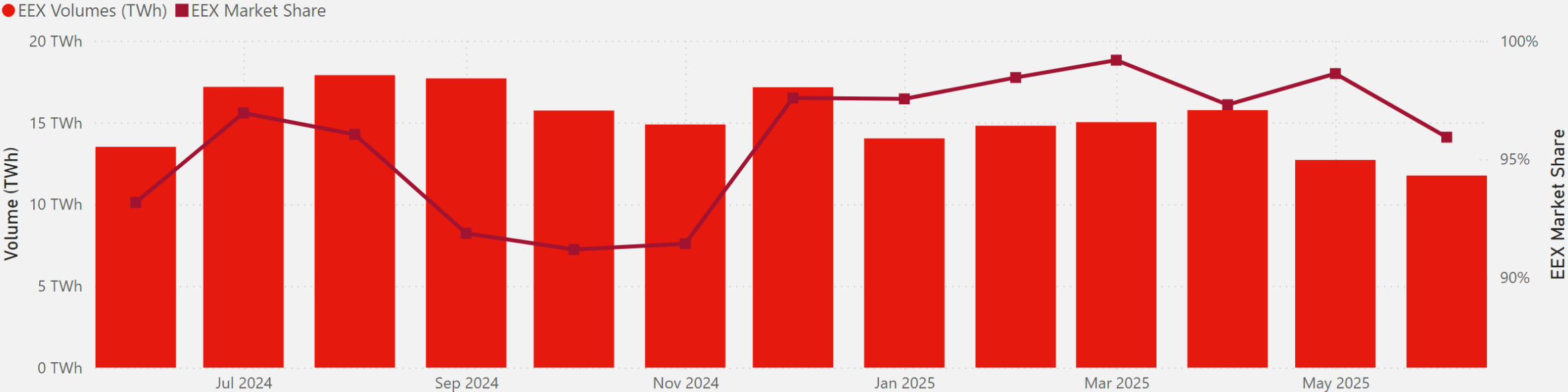


Market Share - YTD 2025



venue ● EEX ● OTC*

EEX volume and market share evolution over time



EEX Gas Spot ZTP

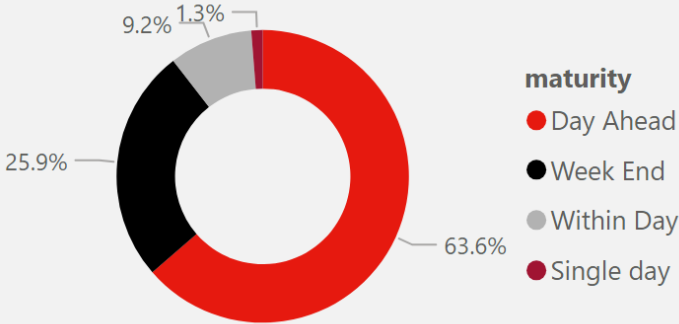
23,703,849
Volumes

44.88%
YoY Change

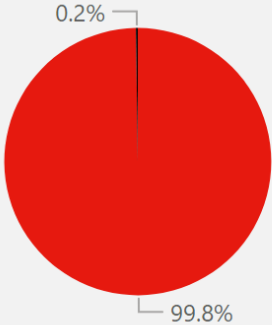
71
Trading participants

-7
YoY Change

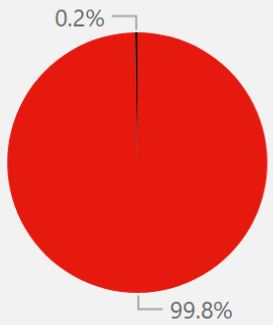
EEX Volume distribution YTD



Market Share - YTD 2024

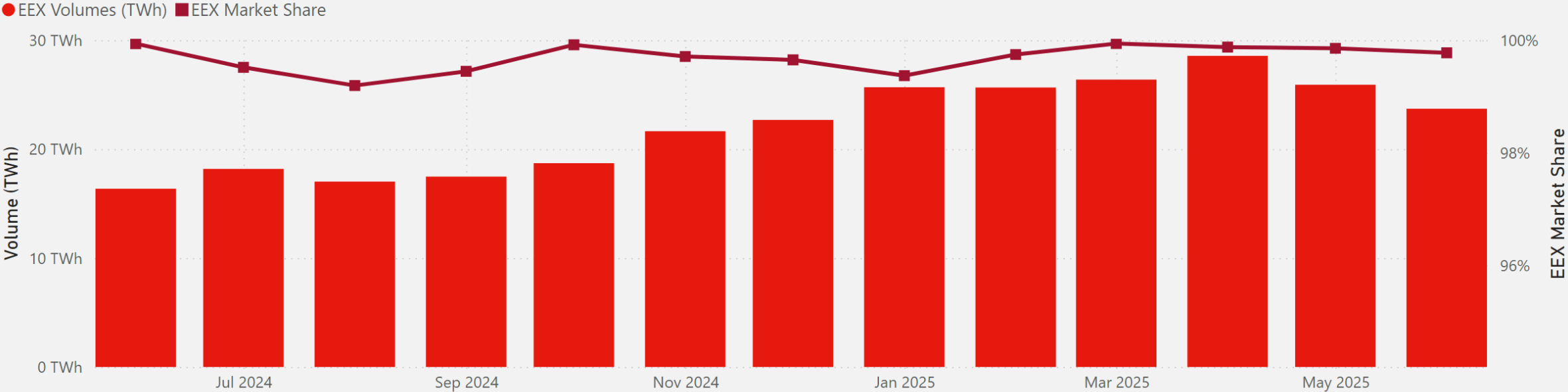


Market Share - YTD 2025



venue ● EEX ● OTC*

EEX volume and market share evolution over time



EEX Gas Spot CZ VTP

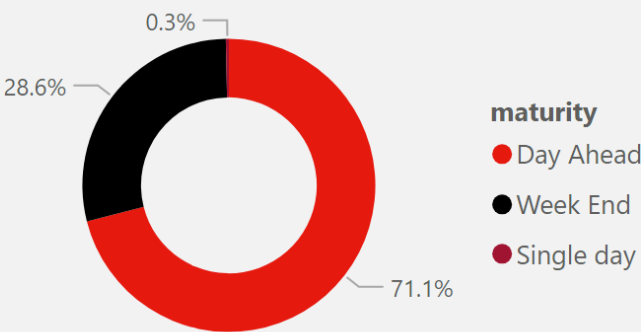
2,730,696
Volumes

110.12%
YoY Change

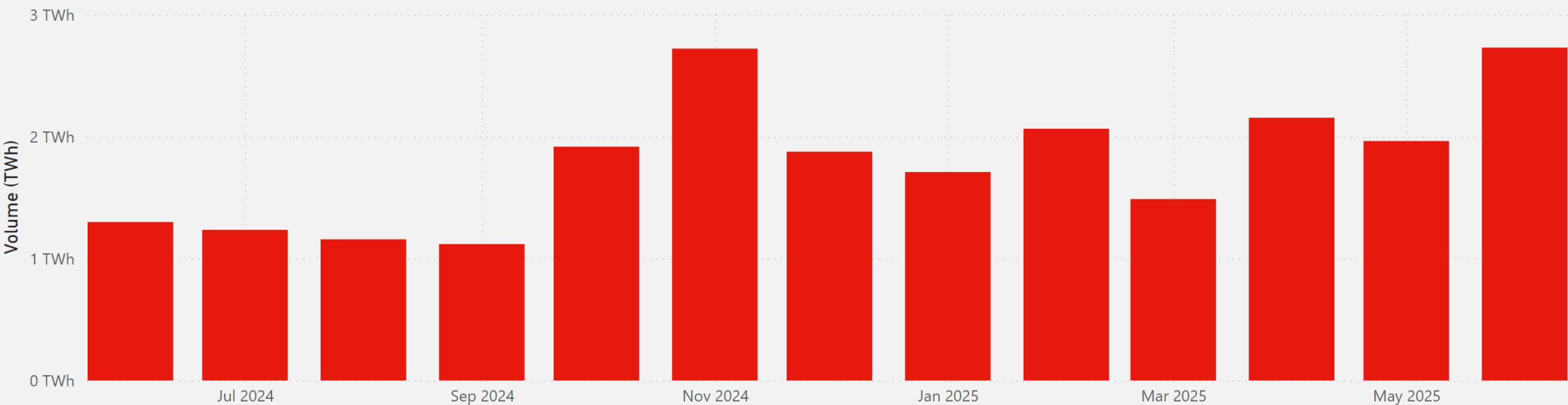
44
Trading participants

+7
YoY Change

EEX Volume distribution YTD



EEX volume and market share evolution over time



EEX Gas Spot ETF

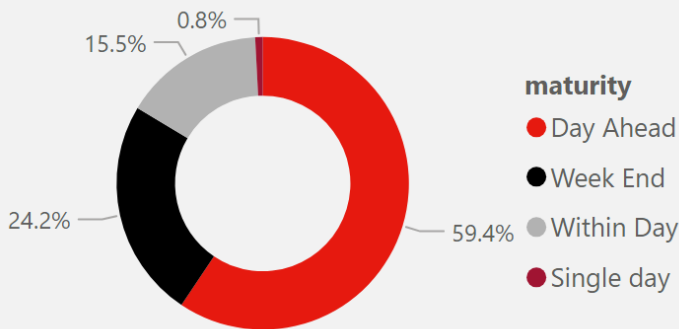
4,350,914
Volumes

23.00%
YoY Change

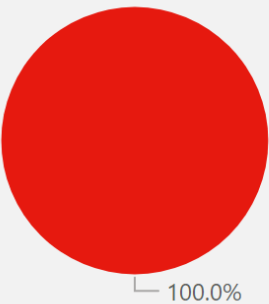
36
Trading participants

-2
YoY Change

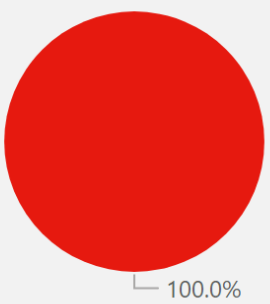
EEX Volume distribution YTD



Market Share - YTD 2024

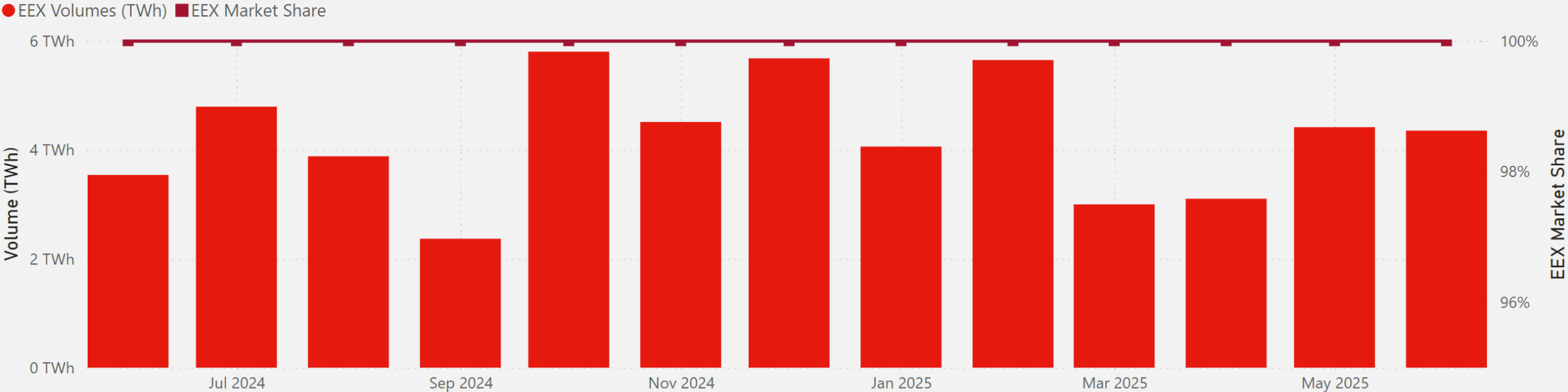


Market Share - YTD 2025



venue ● EEX

EEX volume and market share evolution over time



EEX Gas Spot NBP

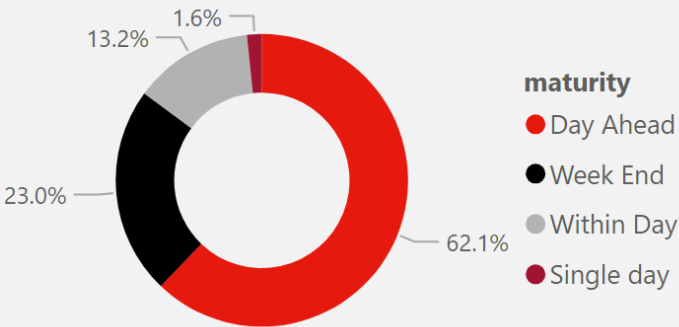
23,690,717
Volumes

62.95%
YoY Change

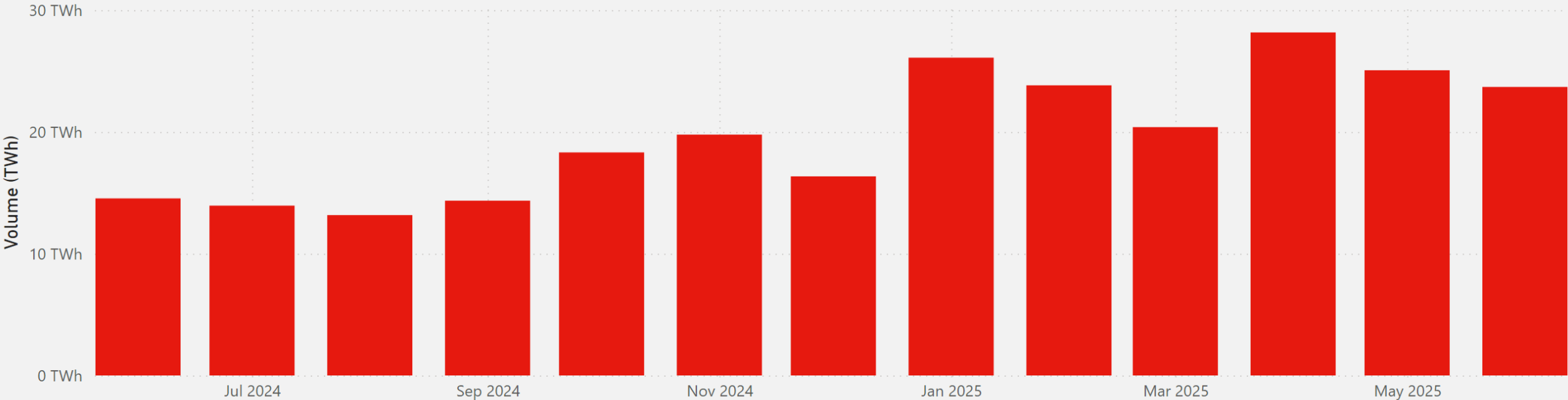
64
Trading participants

-10
YoY Change

EEX Volume distribution YTD



EEX volume and market share evolution over time



EEX Gas Spot PVB

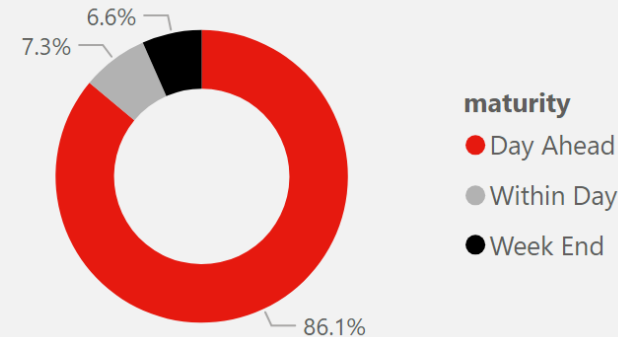
800
Volumes

100.00%
YoY Change


2
Trading participants

-1
YoY Change

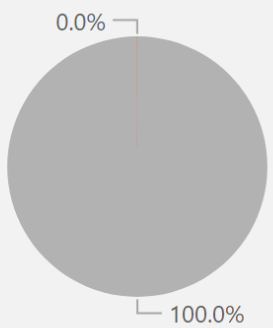
EEX Volume distribution YTD



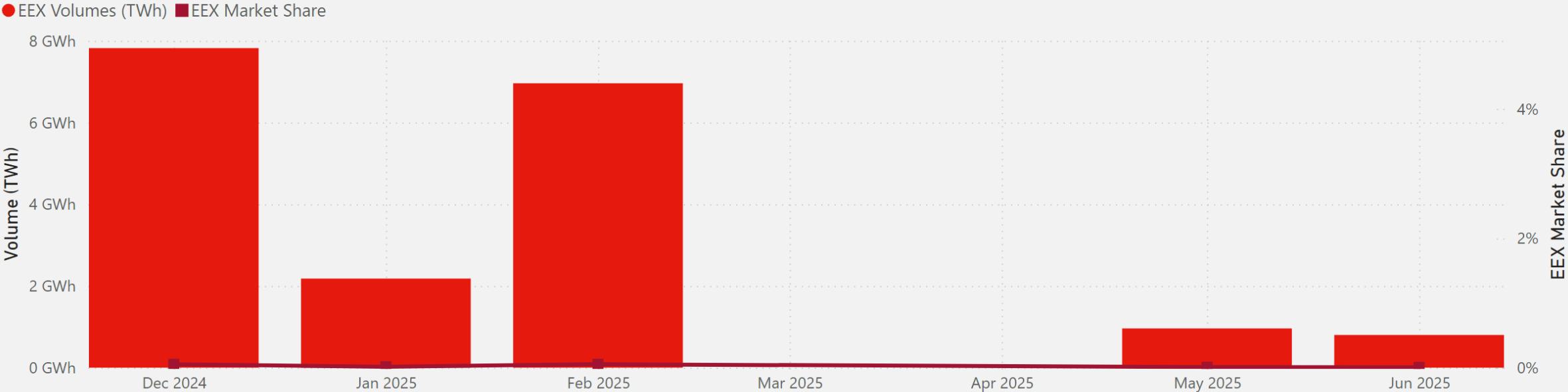
Market Share - YTD 2024



Market Share - YTD 2025



EEX volume and market share evolution over time



EEX Gas Derivatives TTF

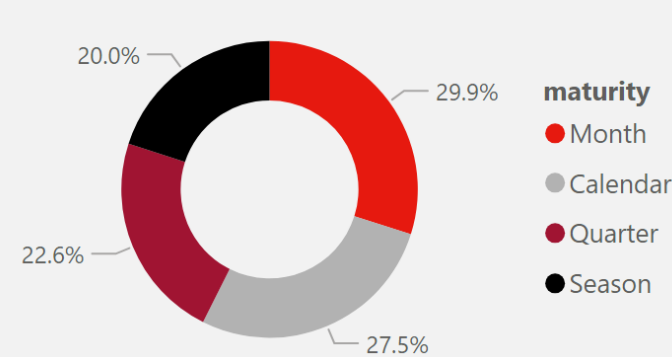
344,581,477
Volumes

66.35%
YoY Change

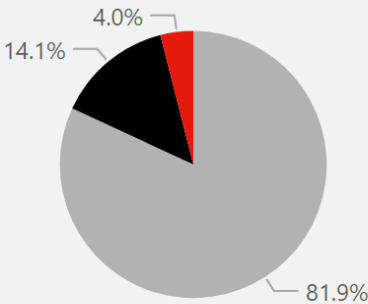
184
Trading participants

+18
YoY Change

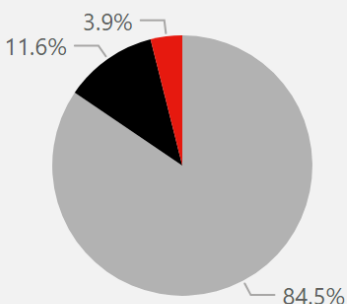
EEX Volume distribution YTD



Market Share - YTD 2024



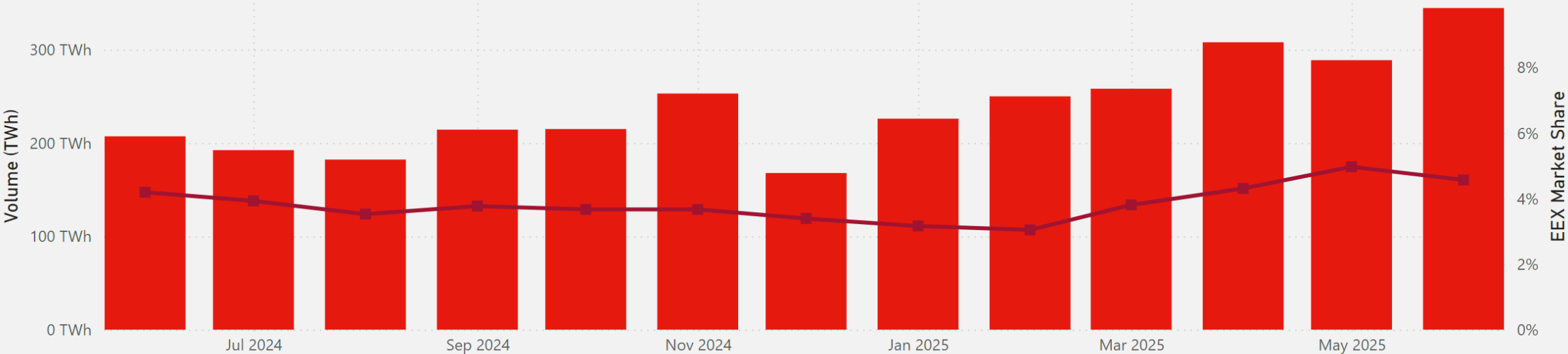
Market Share - YTD 2025



venue ● EEX ● OTC* ● Other exchange

EEX volume and market share evolution over time

● EEX Volumes (TWh) ■ EEX Market Share



EEX Gas Derivatives THE

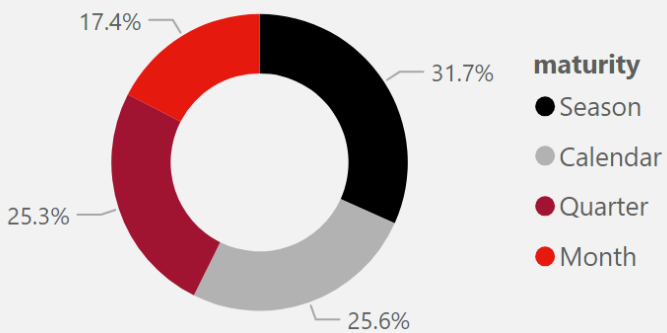
151,148,907
Volumes

166.30%
YoY Change

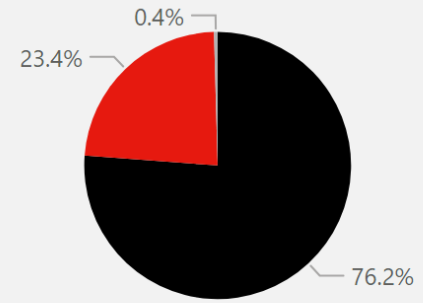
119
Trading participants

-1
YoY Change

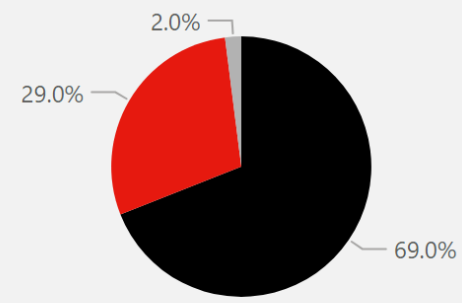
EEX Volume distribution YTD



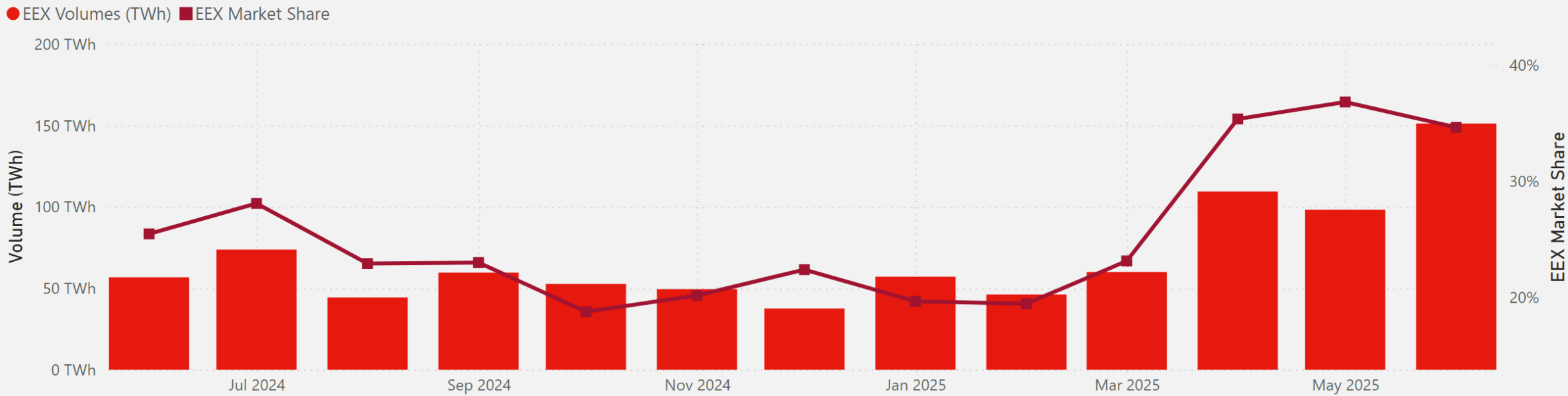
Market Share - YTD 2024



Market Share - YTD 2025



EEX volume and market share evolution over time



EEX Gas Derivatives PEG

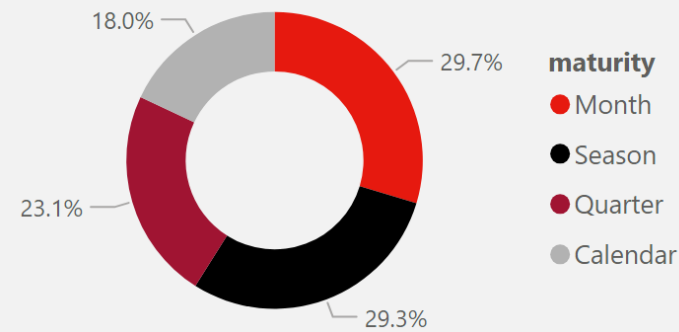
41,379,504
Volumes

35.76%
YoY Change

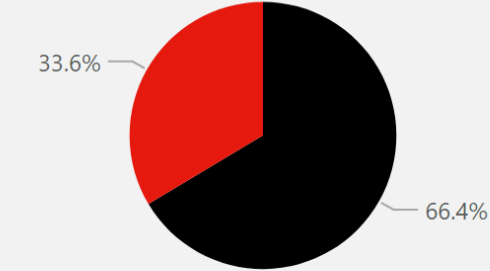
72
Trading participants

+2
YoY Change

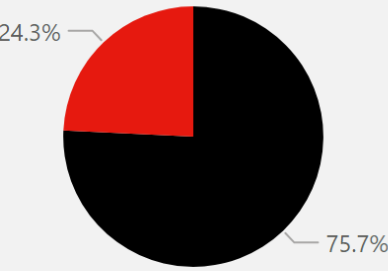
EEX Volume distribution YTD



Market Share - YTD 2024

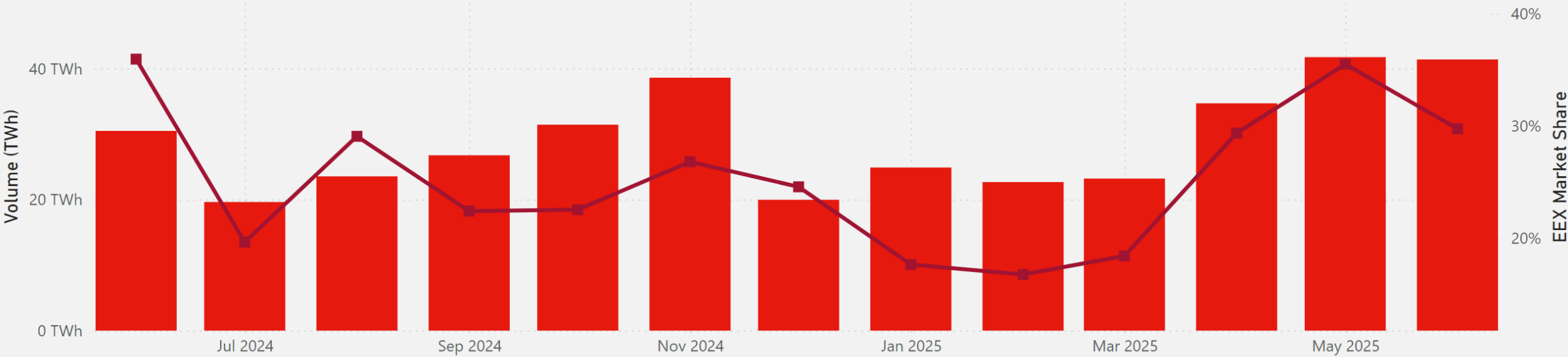


Market Share - YTD 2025



EEX volume and market share evolution over time

● EEX Volumes (TWh) ■ EEX Market Share



EEX Gas Derivatives PSV

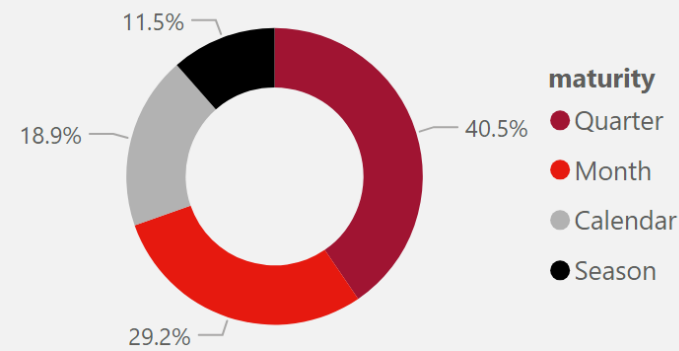
5,958,096
Volumes

2.96%
YoY Change

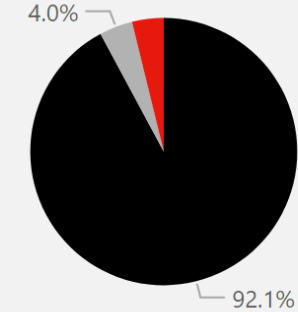
58
Trading participants

-1
YoY Change

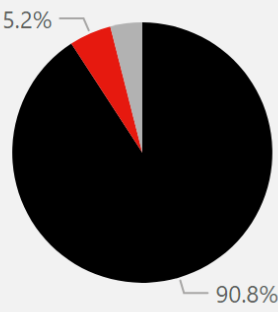
EEX Volume distribution YTD



Market Share - YTD 2024

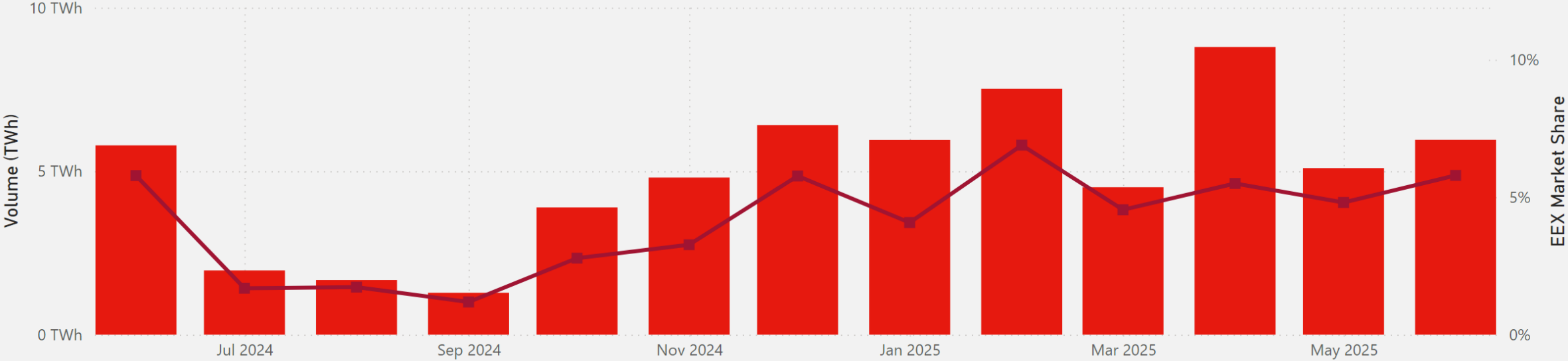


Market Share - YTD 2025



EEX volume and market share evolution over time

● EEX Volumes (TWh) ■ EEX Market Share



EEX Gas Derivatives CEGH VTP

24,098,717

Volumes

77.46%

YoY Change

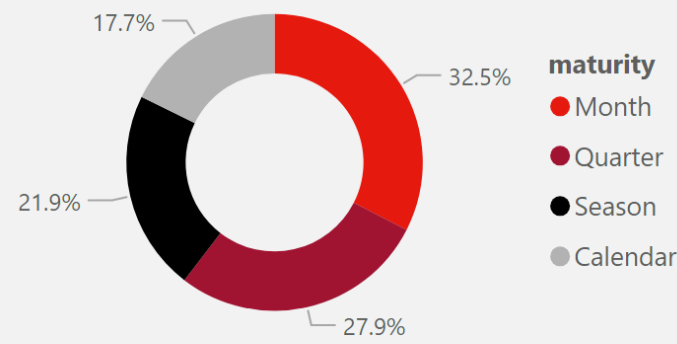
68

Trading participants

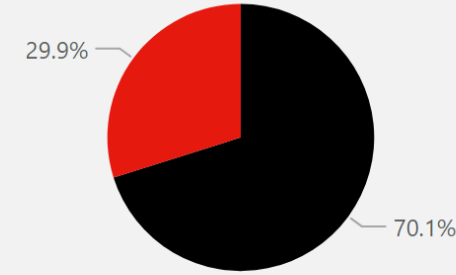
-13

YoY Change

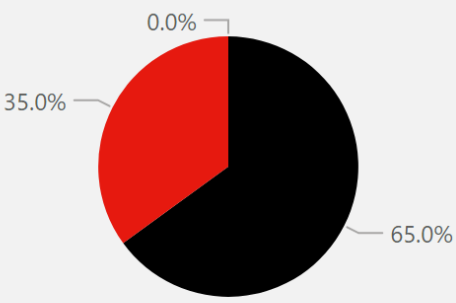
EEX Volume distribution YTD



Market Share - YTD 2024

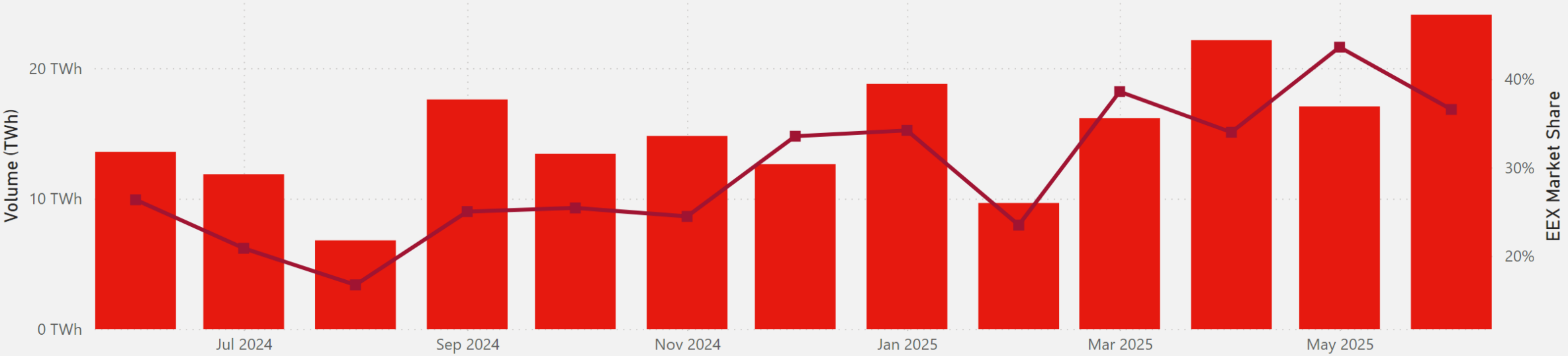


Market Share - YTD 2025



EEX volume and market share evolution over time

● EEX Volumes (TWh) ■ EEX Market Share



EEX Gas Derivatives ZTP

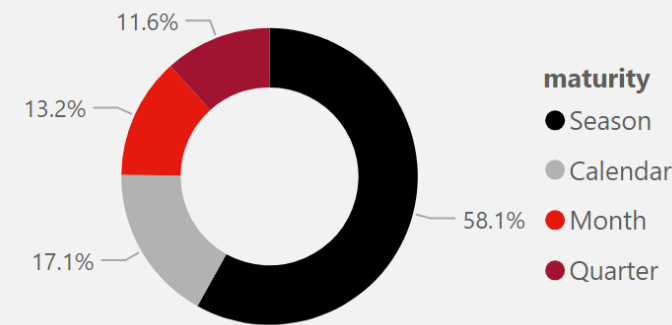
6,840,354
Volumes

31
Trading participants

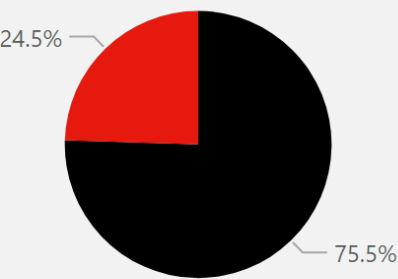
394.97%
YoY Change

+5
YoY Change

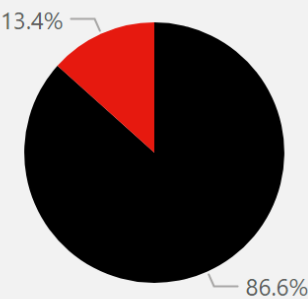
EEX Volume distribution YTD



Market Share - YTD 2024



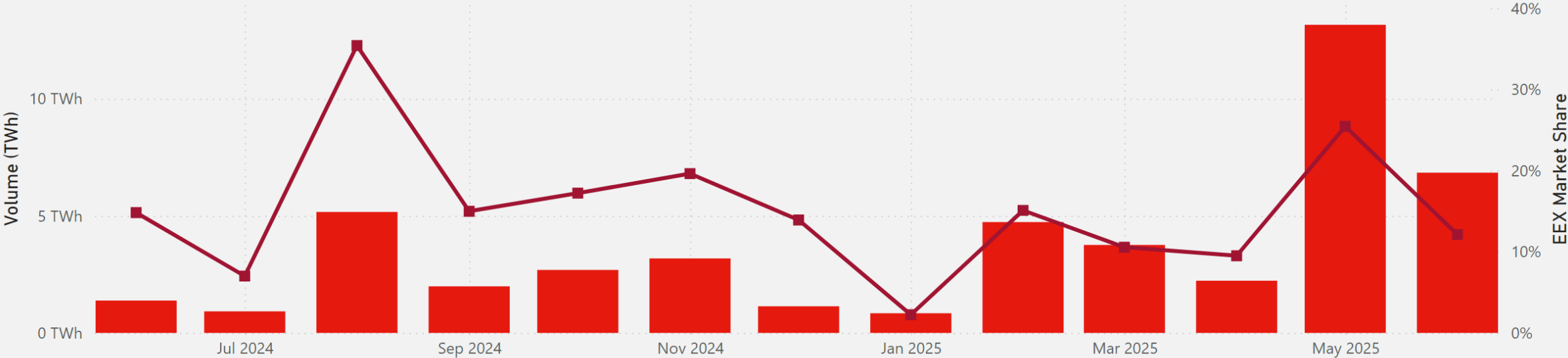
Market Share - YTD 2025



venue ● EEX ● OTC*

EEX volume and market share evolution over time

● EEX Volumes (TWh) ■ EEX Market Share



EEX Gas Derivatives CZ VTP

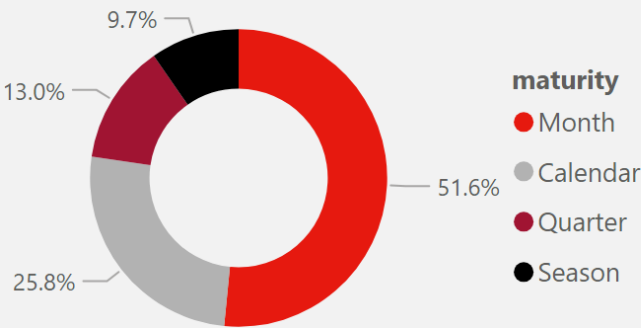
1,851,432
Volumes

93.48%
YoY Change

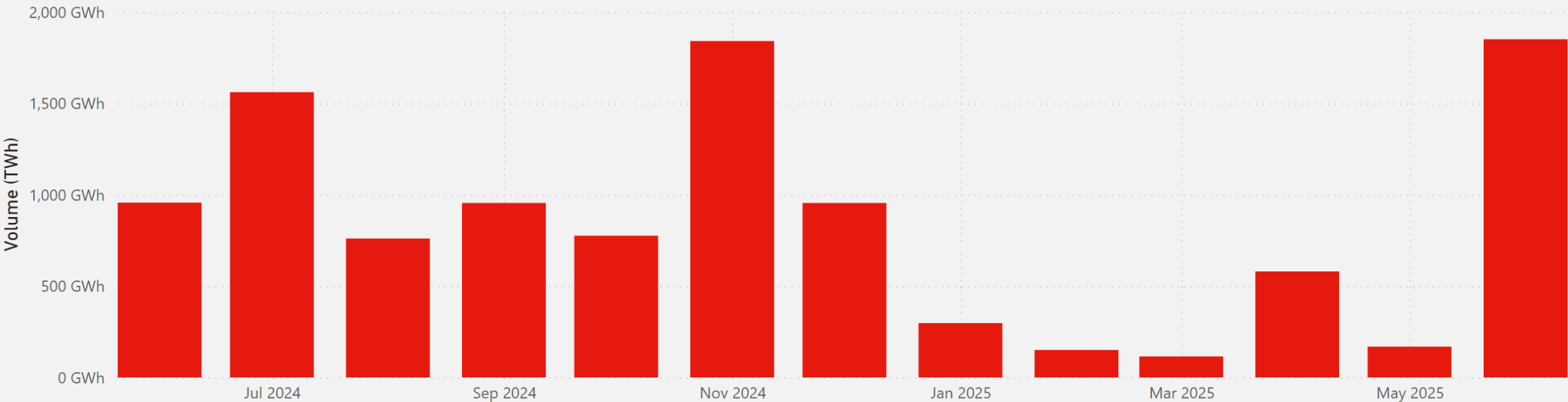
13
Trading participants

-16
YoY Change

EEX Volume distribution YTD



EEX volume and market share evolution over time



EEX Gas Derivatives PVB

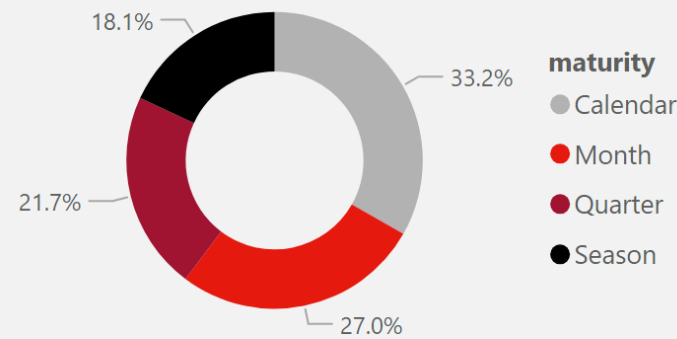
6,593,109
Volumes

56.16%
YoY Change

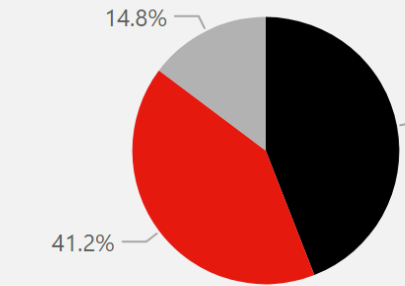
24
Trading participants

-4
YoY Change

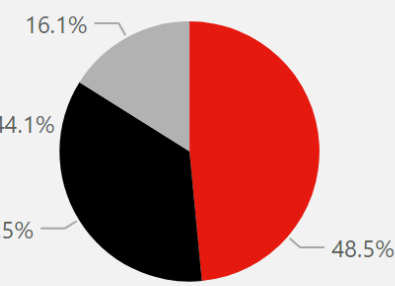
EEX Volume distribution YTD



Market Share - YTD 2024



Market Share - YTD 2025



EEX volume and market share evolution over time

● EEX Volumes (TWh) ■ EEX Market Share

