

July 2025



Overview of EEX gas markets offering

Physical Spot Market

Hourly, Within-Day, Day-Ahead, Weekend and Individual Days, TSO balancing products

Physical Futures Market (on-exchange and OTF)

Month, Quarter, Season, Calendar, TTF Options

Cash-settled Futures (EGSI Futures)

Daily, Weekend, Weekly, Month, Quarter, Season, Calendar

Spreads

Location spreads between different market areas Time spreads (Futures only)

LNG Offer

Cash-settled JKM Futures

Trading Hours

Spot Products: 24/7

Futures: 8:00am – 6:00pm CET

03/09/2025 @EEX 2025



EEX Group gas volumes - July 2025

EEX Gas Spot Markets (MWh)

Markets	July 2025	Volumes YTD	Volumes Previous Year YTD
CEGH VTP	9,803,956	93,878,958	103,795,341
CZ VTP	2,688,504	14,801,944	10,962,079
ETF	3,109,905	27,676,725	23,699,370
NBP	29,273,163	176,501,458	105,407,355
PEG	20,393,896	173,076,031	165,214,951
PVB	3,500	14,400	5,040
THE	73,403,458	530,814,259	411,237,693
TTF	121,038,022	864,939,827	681,973,426
ZTP	20,697,505	176,559,371	142,351,498
Total	280,411,909	2,058,262,973	1,644,646,753

EEX Gas Derivatives Markets (MWh)

Markets	July 2025	Volumes YTD	Volumes Previous Year YTD
CEGH VTP	15,730,872	123,688,787	106,032,629
CZ VTP	1,312,253	4,475,886	9,991,515
NBP	13,393	67,641	49,207
PEG	45,576,171	234,138,686	236,609,044
PSV	6,704,184	44,530,272	34,027,056
PVB	6,335,809	44,633,021	36,003,988
THE	104,669,928	626,841,404	435,727,698
TTF	287,121,448	1,962,490,110	1,502,713,807
ZTP	10,891,616	42,441,015	17,346,322
Total	478,355,674	3,083,306,822	2,378,501,266

EEX gas market share estimation - July 2025

EEX Gas SPOT Market Share

Markets	July 2025	Average YTD	Average Previous Year YTD
CEGH VTP	96.84%	98.25%	94.99%
PEG	99.39%	99.15%	98.03%
THE	97.29%	98.36%	95.24%
TTF	96.89%	98.34%	95.37%
ZTP	99.74%	99.78%	99.75%
Total	97.45%	98.55%	95.99%

EEX Gas Derivatives Market Share

Markets	July 2025	Average YTD	Average Previous Year YTD
CEGH VTP	28.68%	34.06%	28.48%
NBP	0.00%	0.00%	0.00%
PEG	29.11%	25.07%	31.71%
PSV	6.29%	5.37%	3.57%
PVB	40.06%	47.08%	39.49%
THE	27.11%	28.66%	24.06%
TTF	4.78%	4.04%	3.97%
ZTP	11.05%	12.69%	21.63%
Total	6.31%	5.34%	5.24%

* Markets displayed are hubs for which a reasonable share estimate can be calculated, as such they may vary depending on data availability.
OTC volume estimations are based on LEBA's daily Market Data reports for spot volume and on LEBA's monthly report for derivatives volume.

EEX Gas Spot TTF

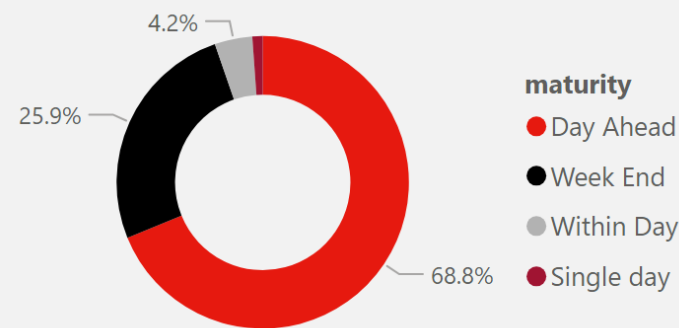
121,038,022
Volumes

29.61%
YoY Change

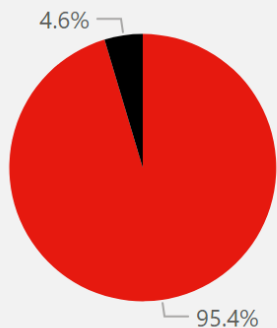
141
Trading participants

-32
YoY Change

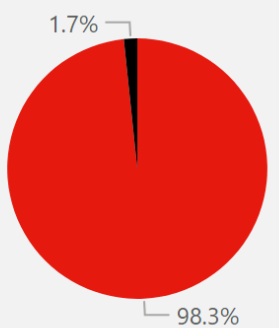
EEX Volume distribution YTD



Market Share - YTD 2024



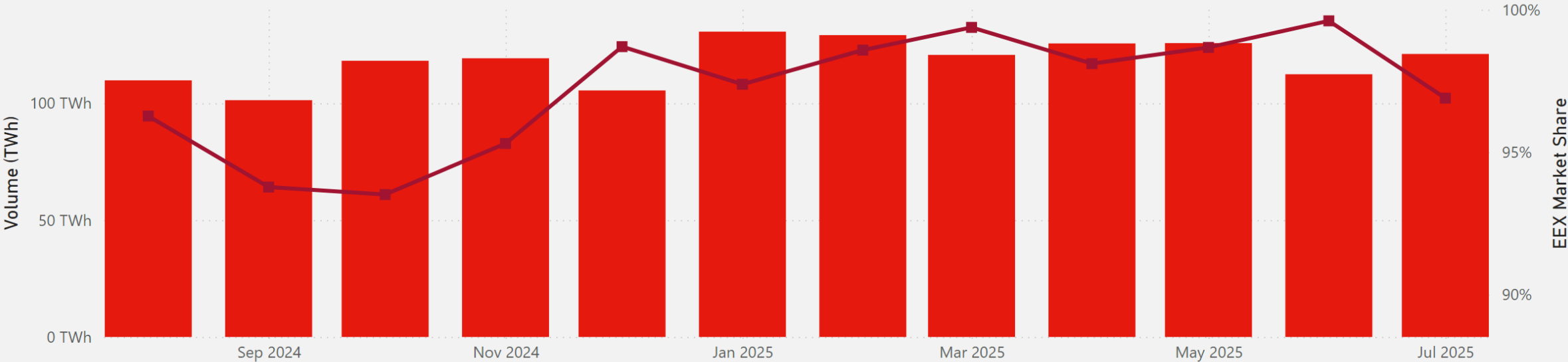
Market Share - YTD 2025



venue ● EEX ● OTC*

EEX volume and market share evolution over time

● EEX Volumes (TWh) ■ EEX Market Share



EEX Gas Spot THE

73,403,458

Volumes

54.97%

YoY Change

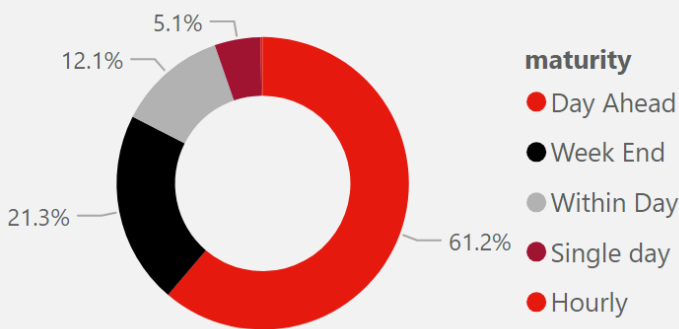
168

Trading participants

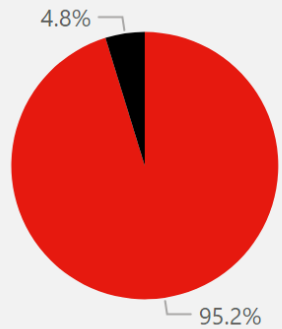
-27

YoY Change

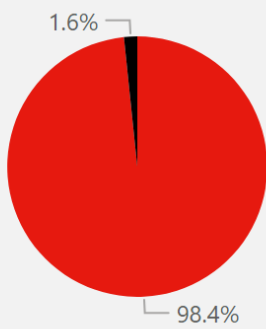
EEX Volume distribution YTD



Market Share - YTD 2024

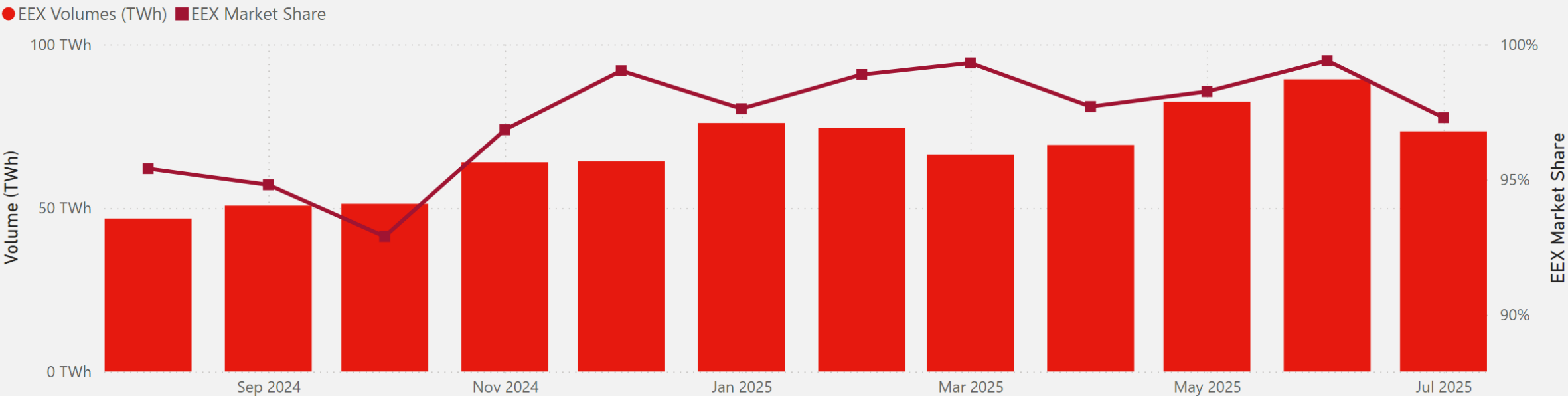


Market Share - YTD 2025



venue ● EEX ● OTC*

EEX volume and market share evolution over time



EEX Gas Spot PEG

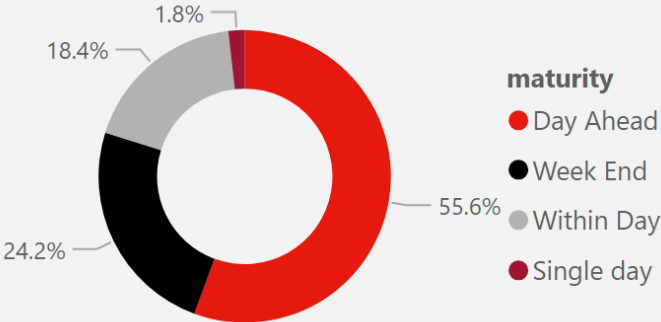
20,393,896
Volumes

3.74%
YoY Change

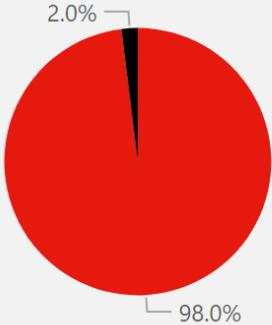
82
Trading participants

-18
YoY Change

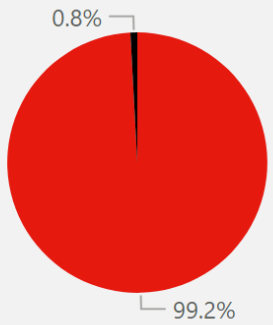
EEX Volume distribution YTD



Market Share - YTD 2024



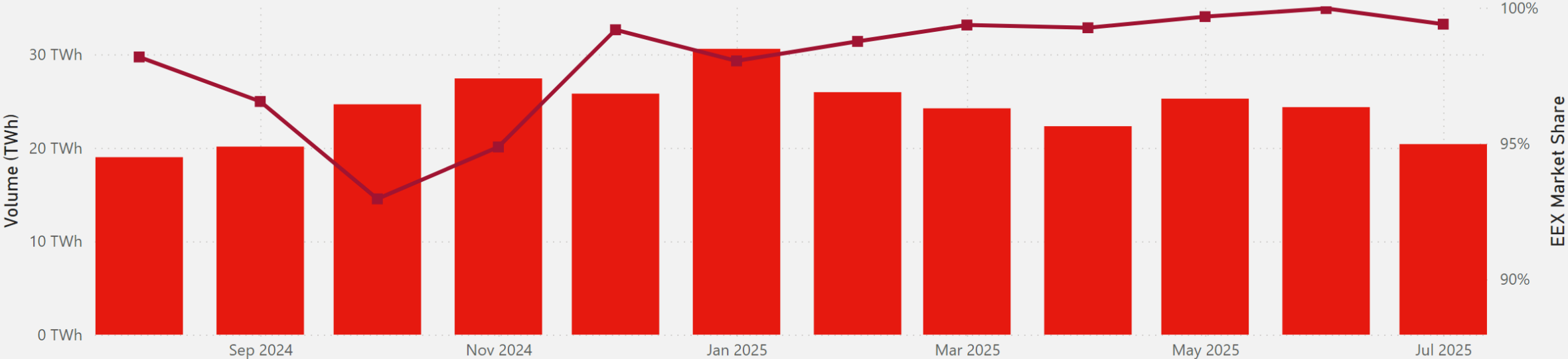
Market Share - YTD 2025



venue ● EEX ● OTC*

EEX volume and market share evolution over time

● EEX Volumes (TWh) ■ EEX Market Share



EEX Gas Spot CEGH VTP

9,803,956

Volumes

-42.93%

YoY Change

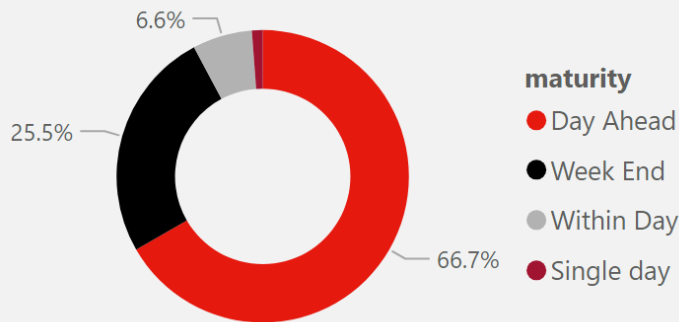
88

Trading participants

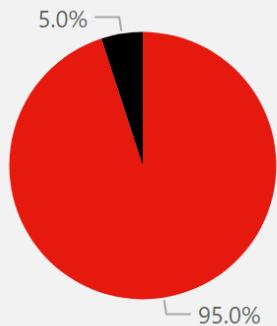
-30

YoY Change

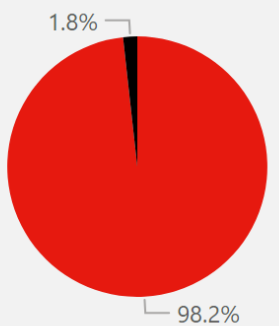
EEX Volume distribution YTD



Market Share - YTD 2024

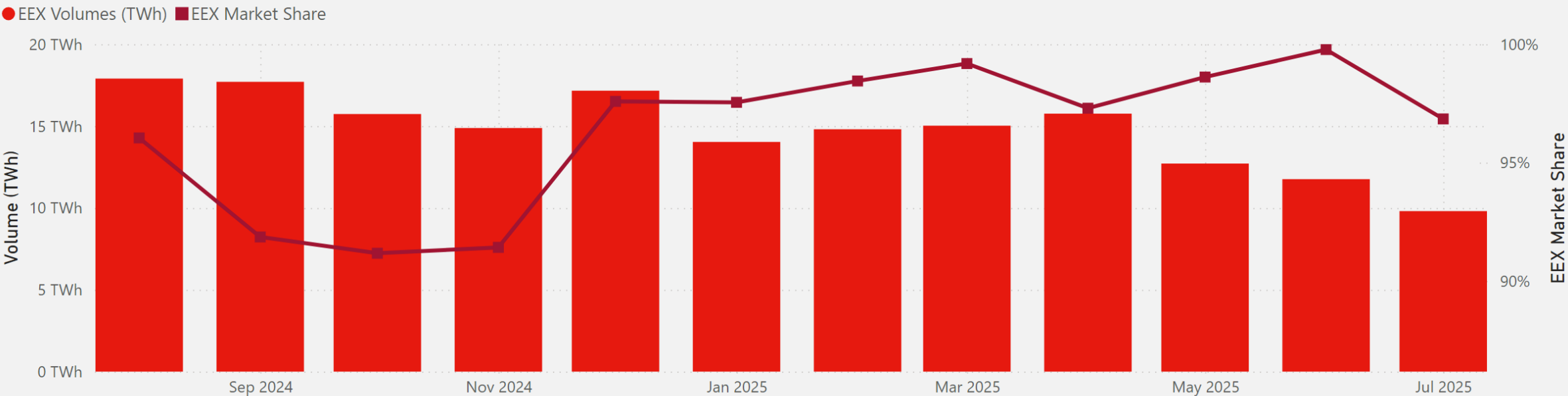


Market Share - YTD 2025



venue ● EEX ● OTC*

EEX volume and market share evolution over time



EEX Gas Spot ZTP

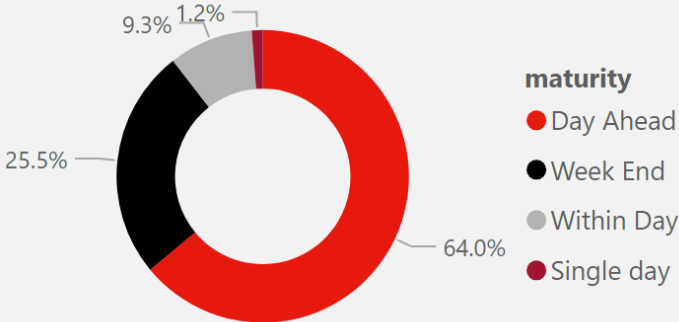
20,697,505
Volumes

13.83%
YoY Change

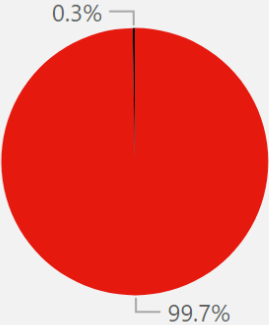
80
Trading participants

-1
YoY Change

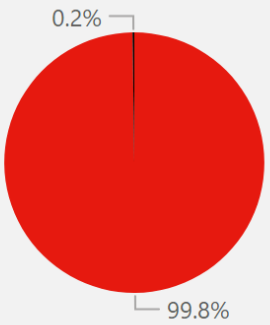
EEX Volume distribution YTD



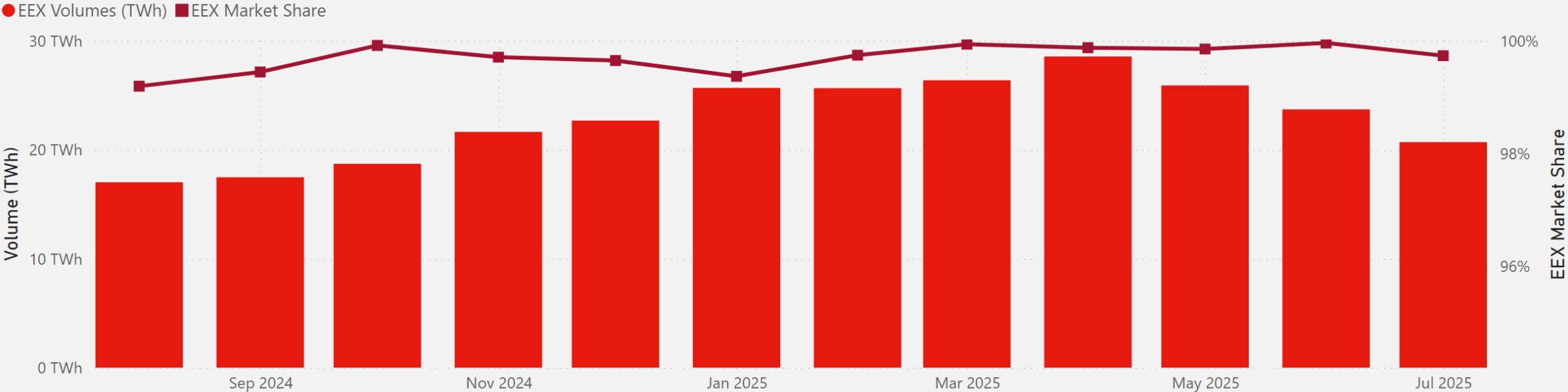
Market Share - YTD 2024



Market Share - YTD 2025



EEX volume and market share evolution over time



EEX Gas Spot CZ VTP

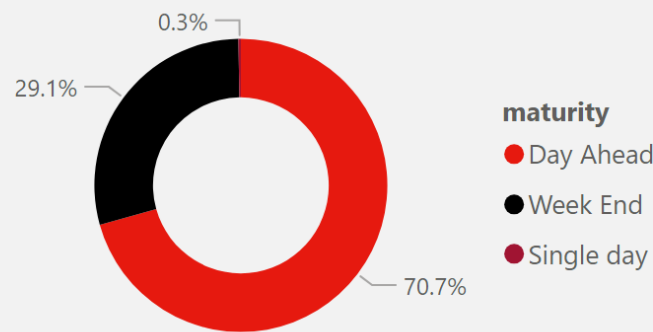
2,688,504
Volumes

117.64%
YoY Change

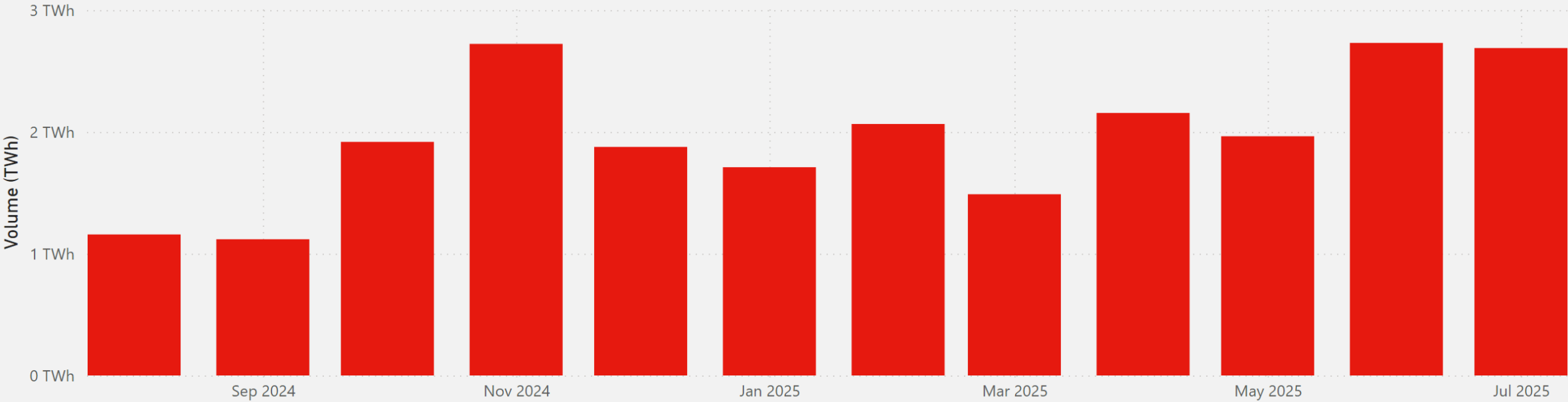
39
Trading participants

+1
YoY Change

EEX Volume distribution YTD



EEX volume and market share evolution over time



EEX Gas Spot ETF

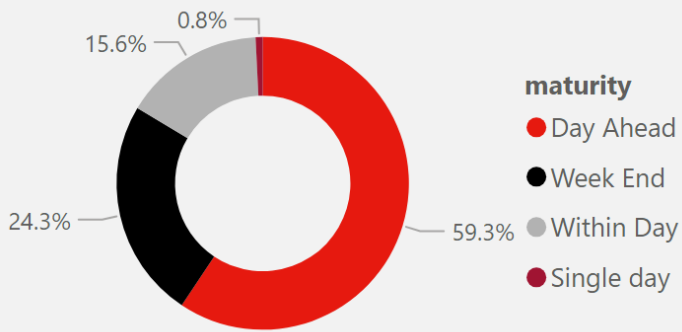
3,109,905
Volumes

-35.08%
YoY Change

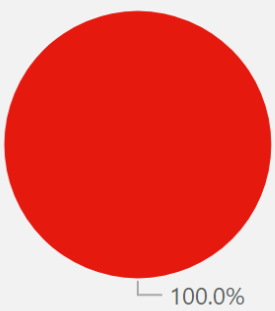
39
Trading participants

+1
YoY Change

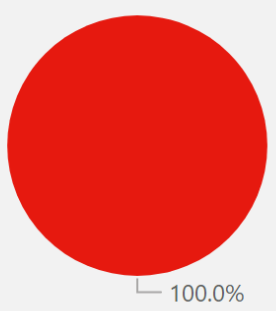
EEX Volume distribution YTD



Market Share - YTD 2024

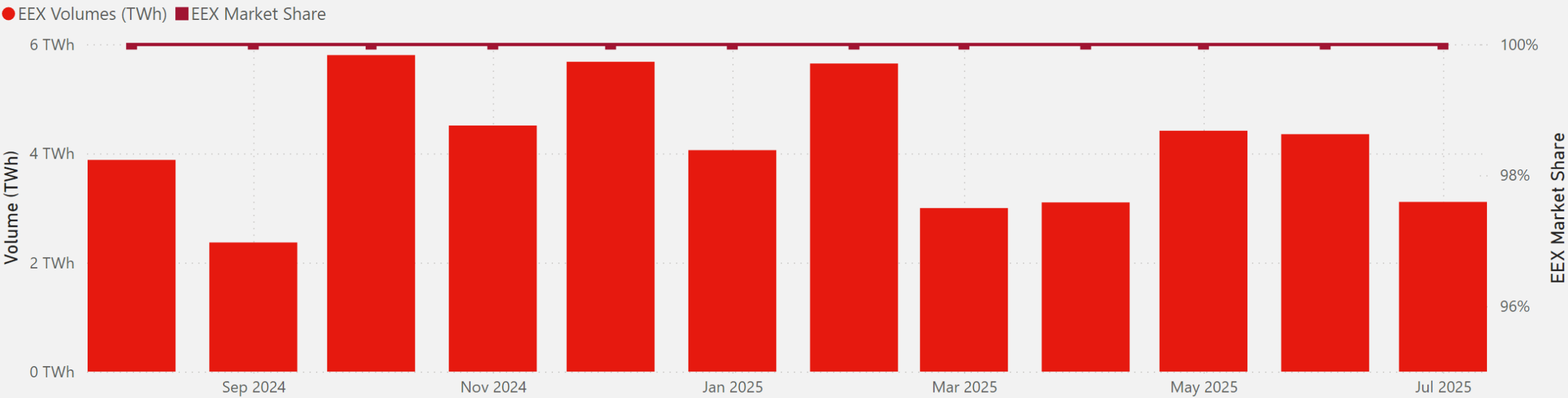


Market Share - YTD 2025



venue ● EEX

EEX volume and market share evolution over time



EEX Gas Spot NBP

29,273,163

Volumes

109.92%

YoY Change

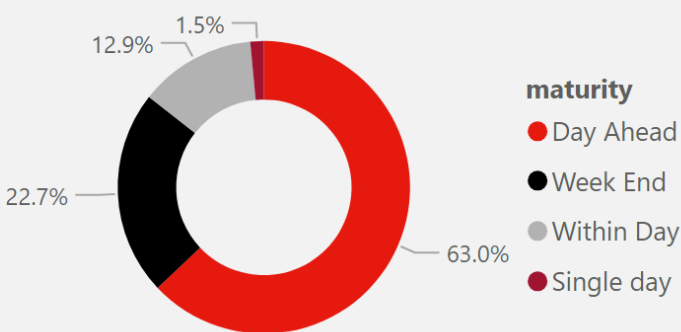
64

Trading participants

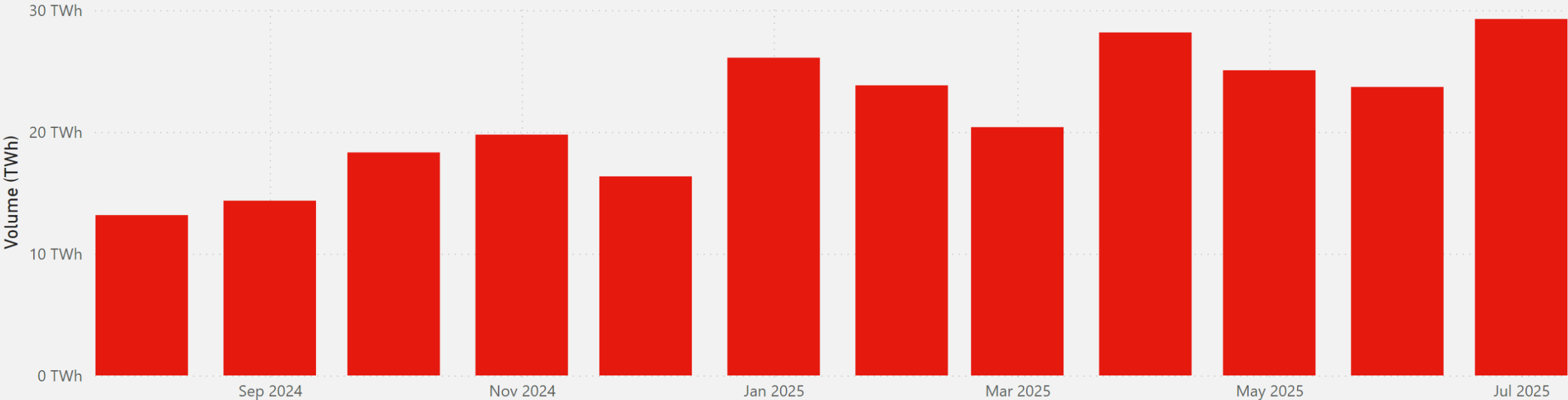
-13

YoY Change

EEX Volume distribution YTD



EEX volume and market share evolution over time



EEX Gas Spot PVB

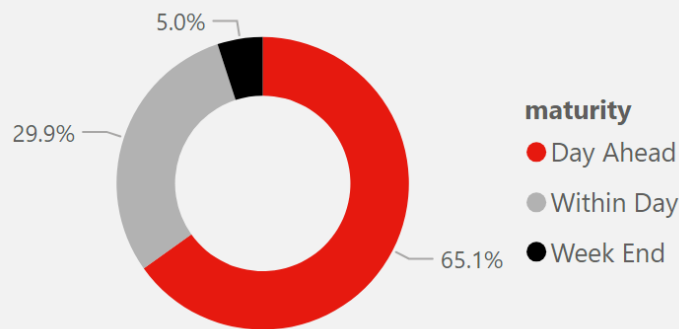
3,500
Volumes

100.00%
YoY Change


2
Trading participants

-1
YoY Change

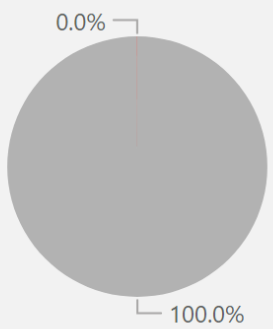
EEX Volume distribution YTD



Market Share - YTD 2024

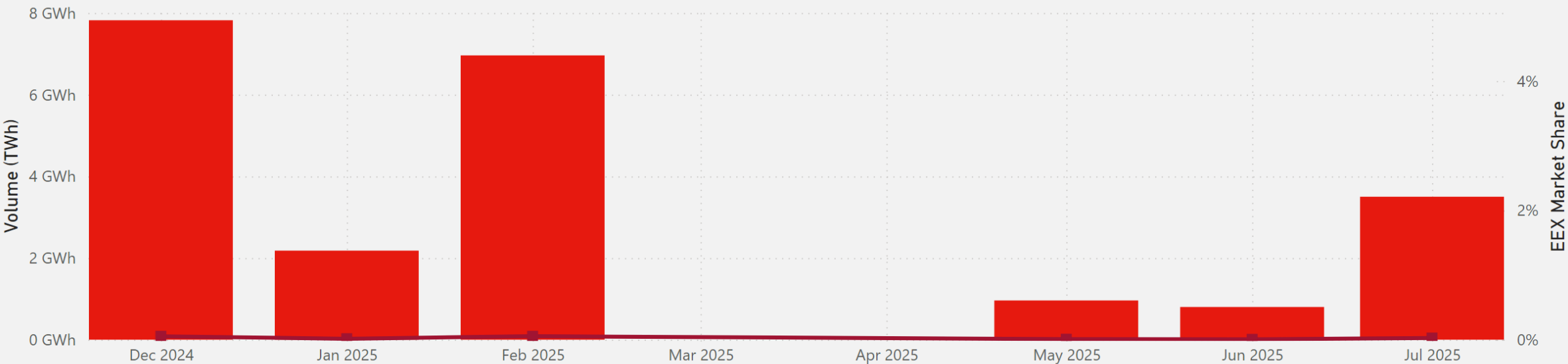


Market Share - YTD 2025



EEX volume and market share evolution over time

● EEX Volumes (TWh) ■ EEX Market Share



EEX Gas Derivatives TTF

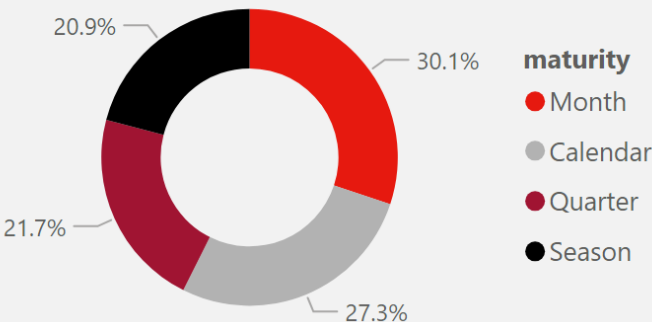
287,121,448
Volumes

49.27%
YoY Change

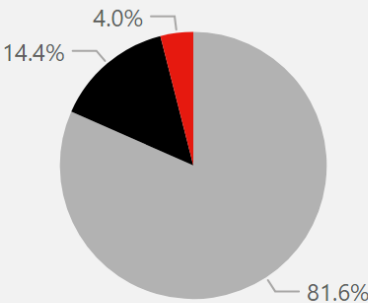
187
Trading participants

+10
YoY Change

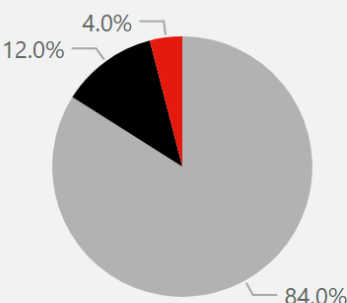
EEX Volume distribution YTD



Market Share - YTD 2024



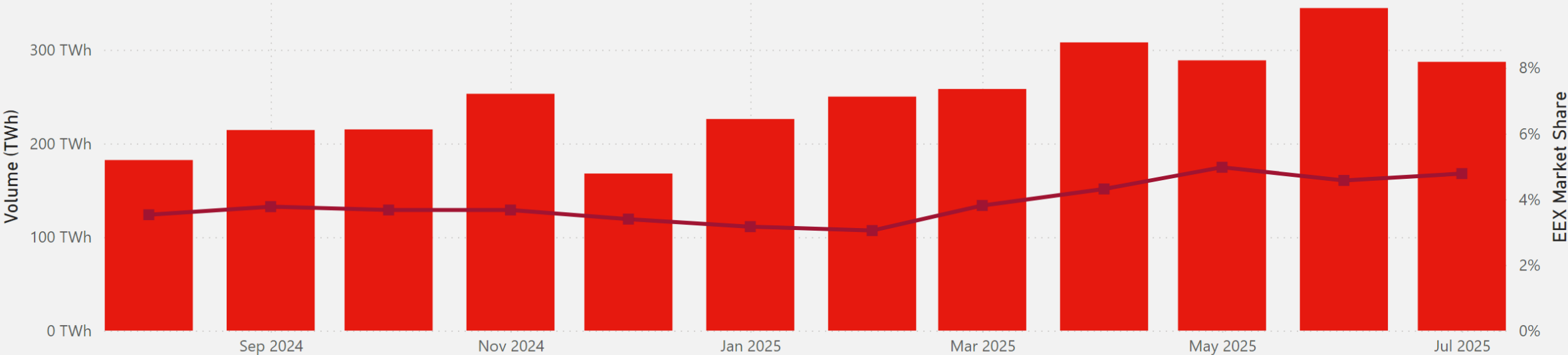
Market Share - YTD 2025



venue ● EEX ● OTC* ● Other exchange

EEX volume and market share evolution over time

● EEX Volumes (TWh) ■ EEX Market Share



EEX Gas Derivatives THE

104,669,928

Volumes

41.91%

YoY Change

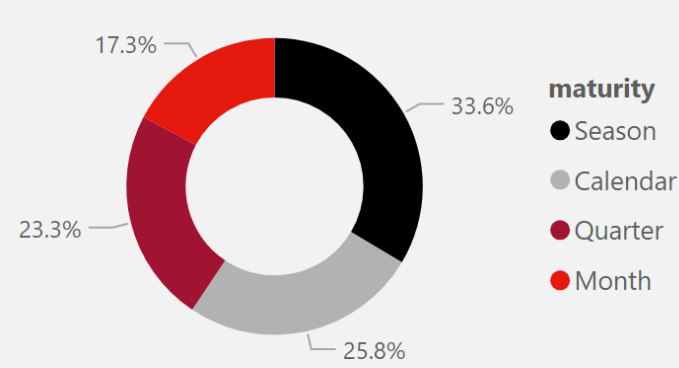
111

Trading participants

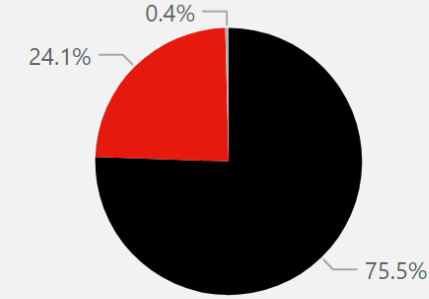
-15

YoY Change

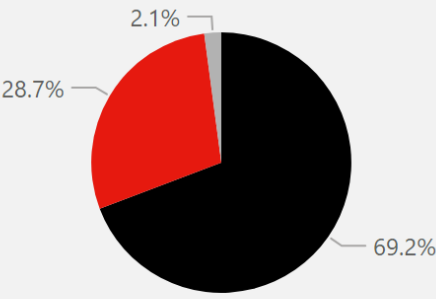
EEX Volume distribution YTD



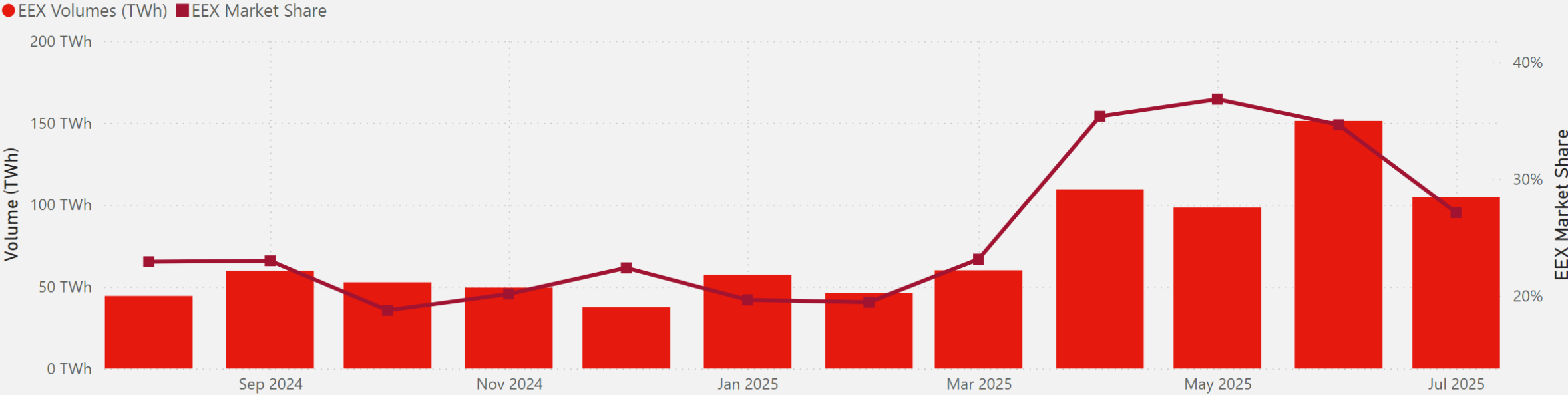
Market Share - YTD 2024



Market Share - YTD 2025



EEX volume and market share evolution over time



EEX Gas Derivatives PEG

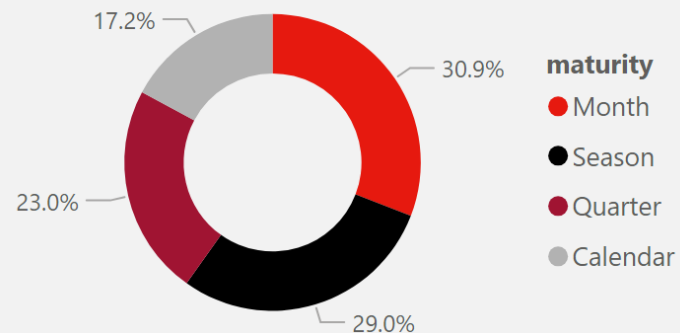
45,576,171
Volumes

132.22%
YoY Change

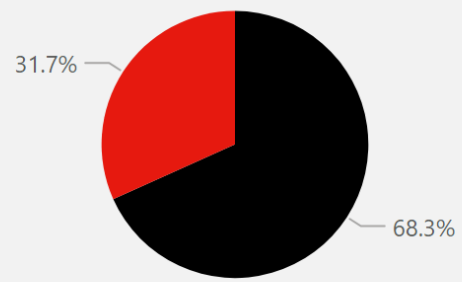
68
Trading participants

-6
YoY Change

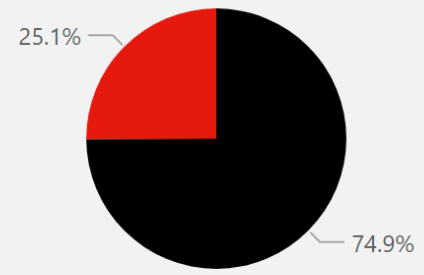
EEX Volume distribution YTD



Market Share - YTD 2024

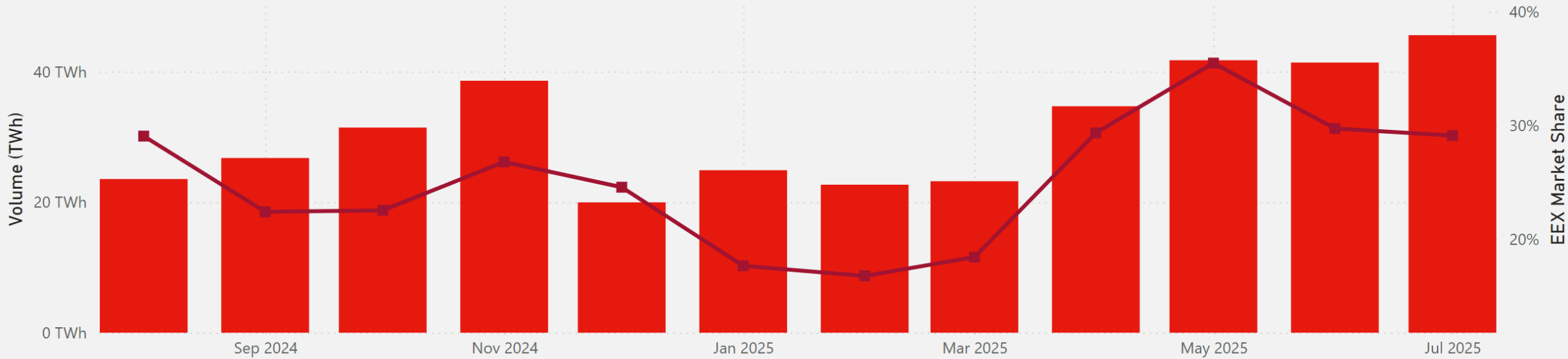


Market Share - YTD 2025



EEX volume and market share evolution over time

● EEX Volumes (TWh) ■ EEX Market Share



EEX Gas Derivatives PSV

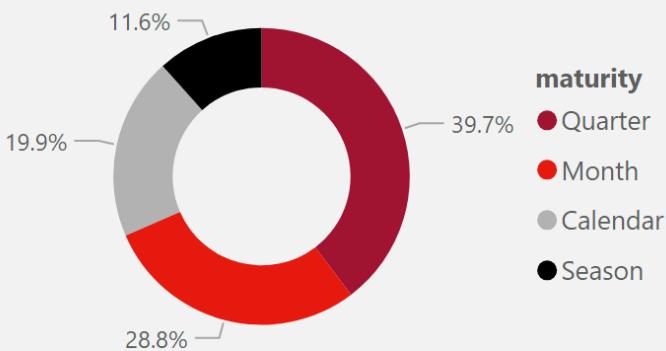
6,704,184
Volumes

241.47%
YoY Change

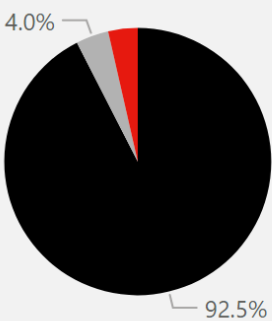
60
Trading participants

-1
YoY Change

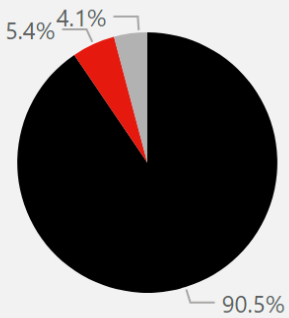
EEX Volume distribution YTD



Market Share - YTD 2024

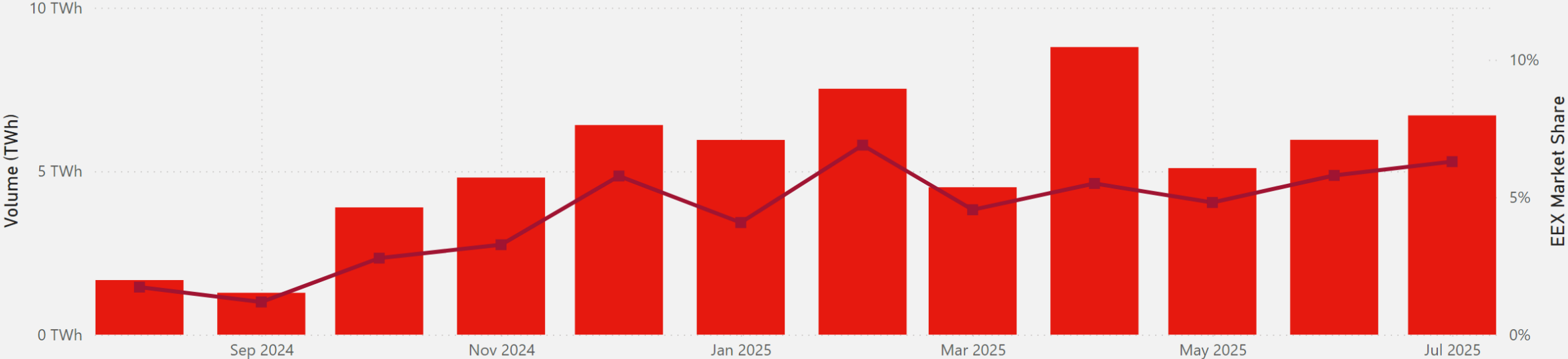


Market Share - YTD 2025



EEX volume and market share evolution over time

● EEX Volumes (TWh) ■ EEX Market Share



EEX Gas Derivatives CEGH VTP

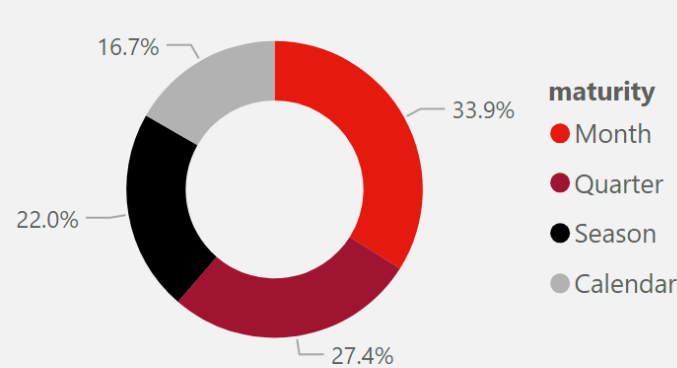
15,730,872
Volumes

32.55%
YoY Change

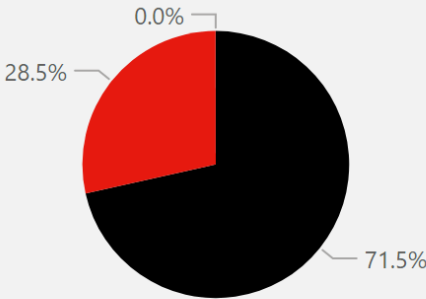
71
Trading participants

-13
YoY Change

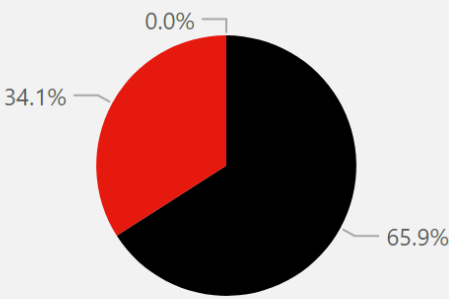
EEX Volume distribution YTD



Market Share - YTD 2024

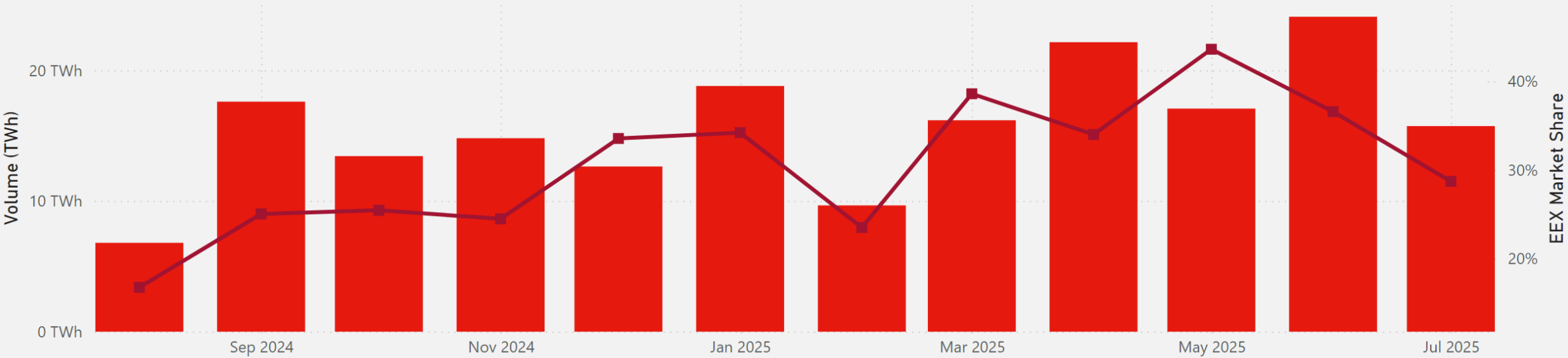


Market Share - YTD 2025



EEX volume and market share evolution over time

● EEX Volumes (TWh) ■ EEX Market Share



EEX Gas Derivatives ZTP

10,891,616

Volumes

1083.20%

YoY Change

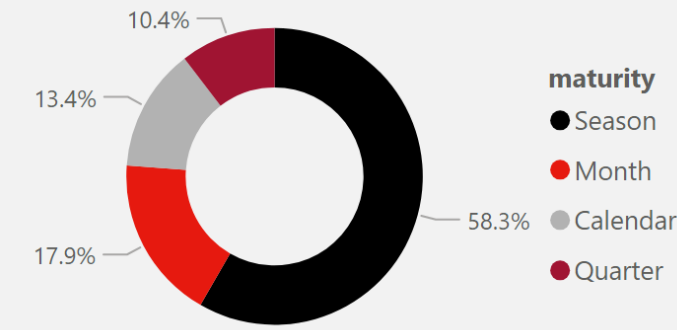
41

Trading participants

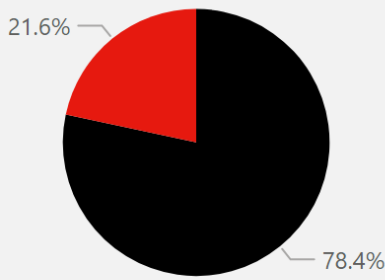
+12

YoY Change

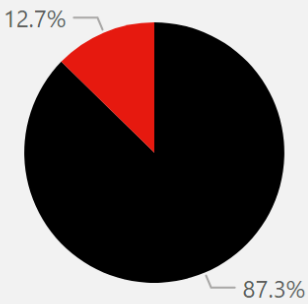
EEX Volume distribution YTD



Market Share - YTD 2024



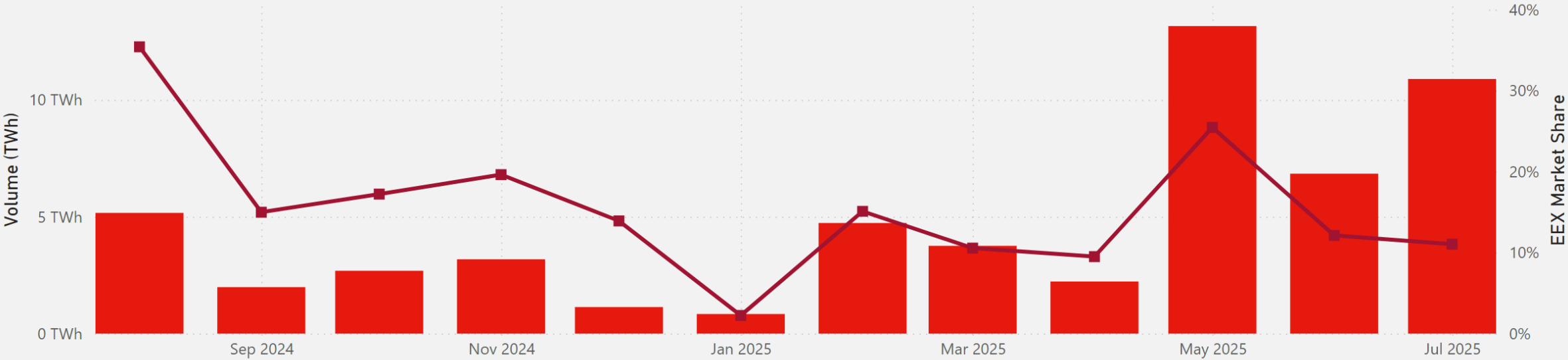
Market Share - YTD 2025



venue ● EEX ● OTC*

EEX volume and market share evolution over time

● EEX Volumes (TWh) ■ EEX Market Share



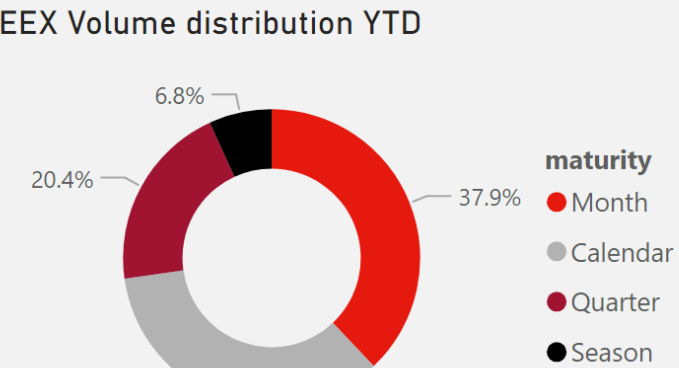
EEX Gas Derivatives CZ VTP

1,312,253
Volumes

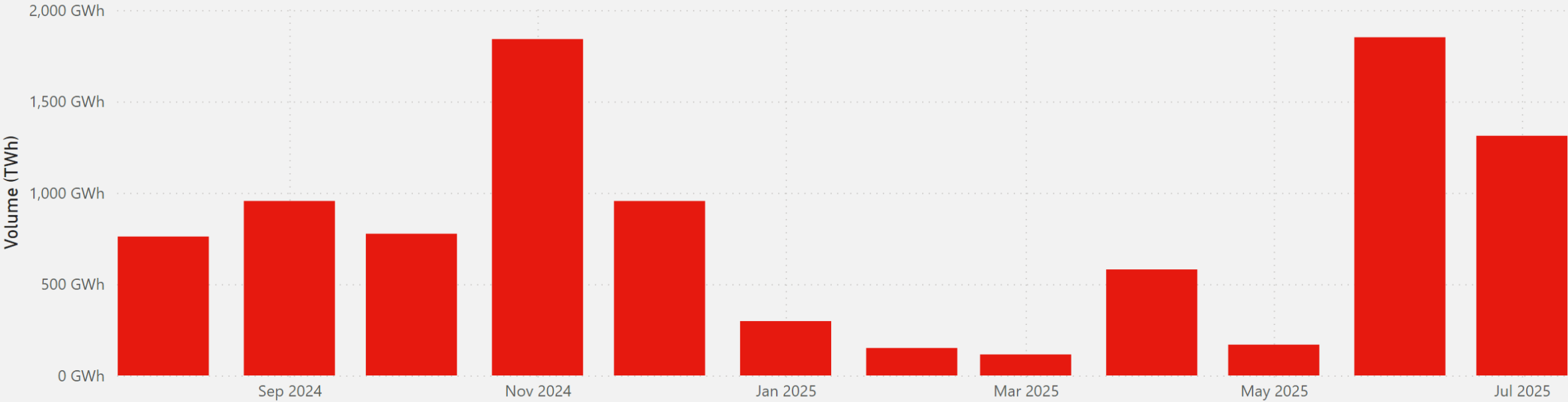
-15.97%
YoY Change

17
Trading participants

-14
YoY Change



EEX volume and market share evolution over time



EEX Gas Derivatives PVB

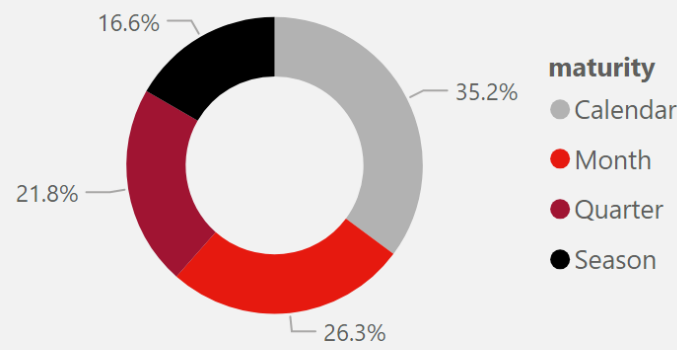
6,335,809
Volumes

189.01%
YoY Change

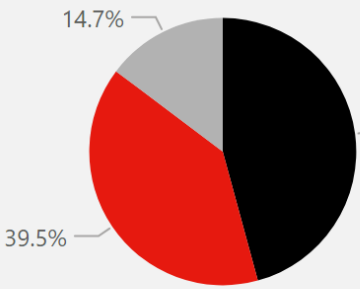
27
Trading participants

-3
YoY Change

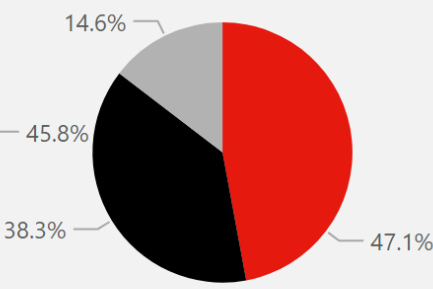
EEX Volume distribution YTD



Market Share - YTD 2024



Market Share - YTD 2025



venue ● EEX ● OTC* ● Other exchange

EEX volume and market share evolution over time

● EEX Volumes (TWh) ■ EEX Market Share

