

April 2025



Overview of EEX gas markets offering

Physical Spot Market

Hourly, Within-Day, Day-Ahead, Weekend and Individual Days, TSO balancing products

Physical Futures Market (on-exchange and OTF)

Month, Quarter, Season, Calendar, TTF Options

Cash-settled Futures (EGSI Futures)

Daily, Weekend, Weekly, Month, Quarter, Season, Calendar

Spreads

Location spreads between different market areas Time spreads (Futures only)

LNG Offer

Cash-settled JKM Futures

Trading Hours

Spot Products: 24/7

Futures: 8:00am – 6:00pm CET

26/05/2025 @EEX 2025



EEX Group gas volumes - April 2025

EEX Gas Spot Markets (MWh)

Markets	April 2025	Volumes YTD	Volumes Previous Year YTD
CEGH VTP	15,756,798	59,610,853	59,581,529
CZ VTP	2,155,440	7,418,464	7,035,271
ETF	3,100,717	15,801,792	12,848,259
NBP	28,165,560	98,476,226	59,632,975
PEG	22,307,745	103,073,688	102,705,712
PVB		9,140	5,040
THE	69,226,483	285,765,399	249,065,584
TTF	125,540,042	505,859,486	392,688,803
ZTP	28,555,418	106,255,254	87,682,272
Total	294,808,203	1,182,270,302	971,245,445

EEX Gas Derivatives Markets (MWh)

Markets	April 2025	Volumes YTD	Volumes Previous Year YTD
CEGH VTP	22,150,216	66,789,299	62,351,445
CZ VTP	580,440	1,143,483	5,588,508
NBP		35,462	48,298
PEG	34,688,120	105,450,863	165,342,163
PSV	8,793,600	26,775,696	21,895,992
PVB	7,288,785	27,534,663	25,443,520
THE	109,433,877	272,770,524	226,365,266
TTF	307,887,692	1,042,072,799	882,449,769
ZTP	2,229,134	11,556,061	14,303,674
Total	493,051,864	1,554,128,850	1,403,788,635

EEX gas market share estimation - April 2025

EEX Gas SPOT Market Share

Markets	April 2025	Average YTD	Average Previous Year YTD
CEGH VTP	95.20%	97.29%	94.93%
PEG	98.70%	98.50%	97.64%
THE	95.75%	97.64%	95.88%
TTF	96.06%	97.68%	95.20%
ZTP	99.66%	99.66%	99.70%
Total	96.53%	97.92%	96.08%

EEX Gas Derivatives Market Share

Markets	April 2025	Average YTD	Average Previous Year YTD
CEGH VTP	33.98%	32.86%	30.99%
NBP		0.00%	0.00%
PEG	29.34%	20.25%	34.70%
PSV	5.50%	5.20%	3.56%
PVB	50.34%	49.98%	42.14%
THE	35.35%	24.85%	21.87%
TTF	4.31%	3.56%	3.95%
ZTP	9.51%	9.04%	30.72%
Total	6.29%	4.50%	5.08%

* Markets displayed are hubs for which a reasonable share estimate can be calculated, as such they may vary depending on data availability.
OTC volume estimations are based on LEBA's daily Market Data reports for spot volume and on LEBA's monthly report for derivatives volume.

EEX Gas Spot TTF

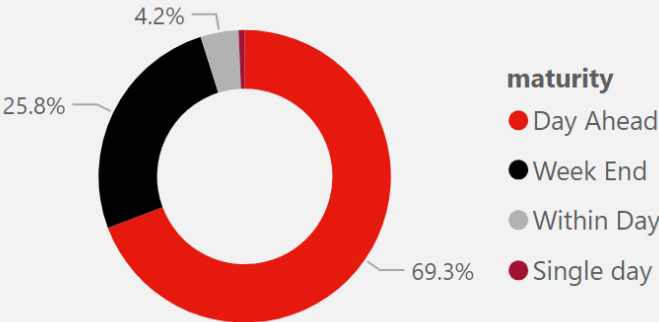
125,540,042
Volumes

38.14%
YoY Change

146
Trading participants

-14
YoY Change

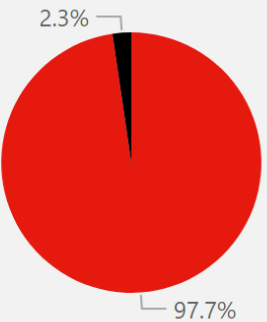
EEX Volume distribution YTD



Market Share - YTD 2024



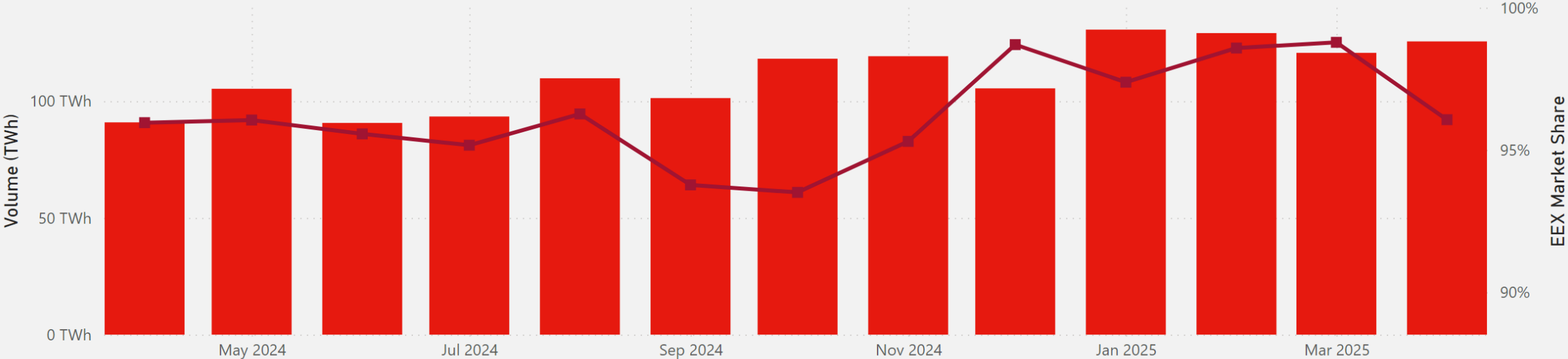
Market Share - YTD 2025



venue ● EEX ● OTC*

EEX volume and market share evolution over time

● EEX Volumes (TWh) ■ EEX Market Share



EEX Gas Spot THE

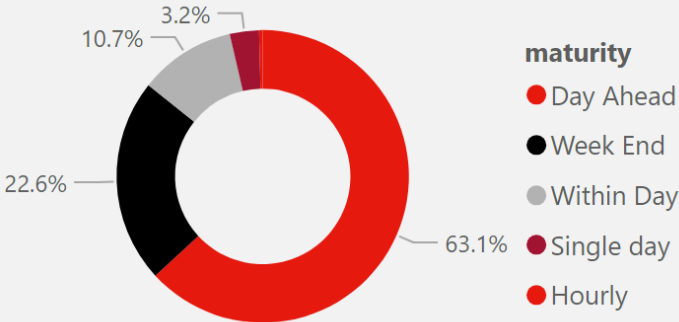
69,226,483
Volumes

18.25%
YoY Change

164
Trading participants

-13
YoY Change

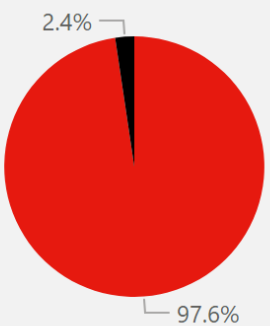
EEX Volume distribution YTD



Market Share - YTD 2024

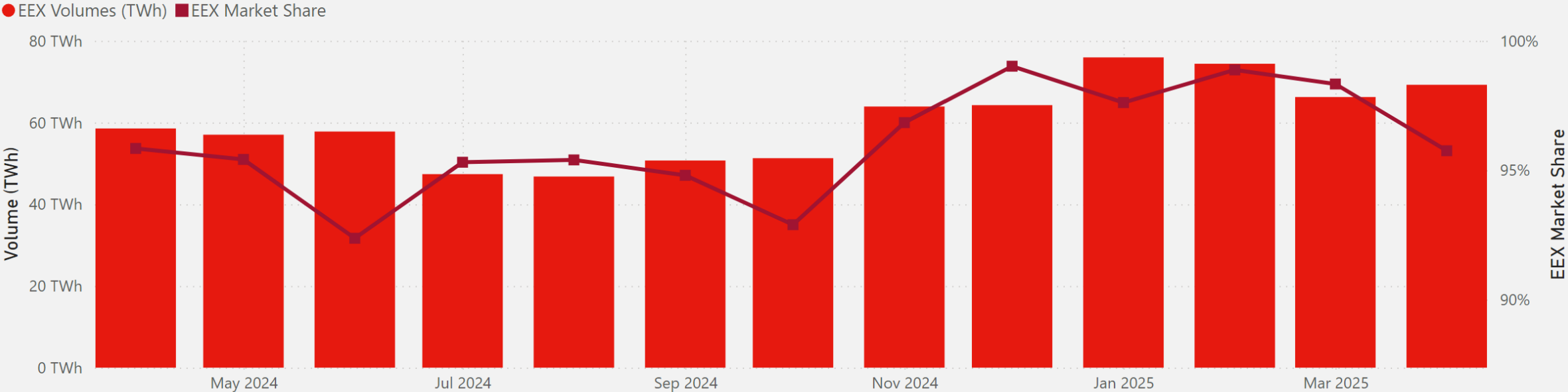


Market Share - YTD 2025



venue ● EEX ● OTC*

EEX volume and market share evolution over time



EEX Gas Spot PEG

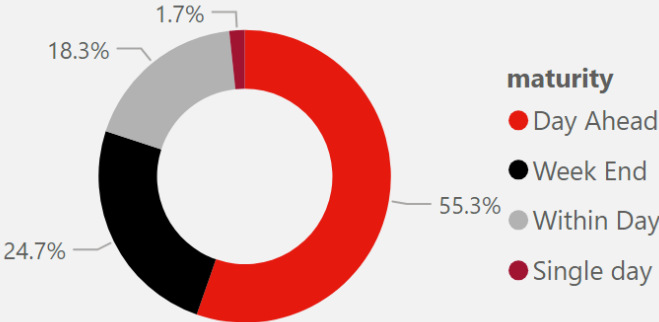
22,307,745
Volumes

2.84%
YoY Change

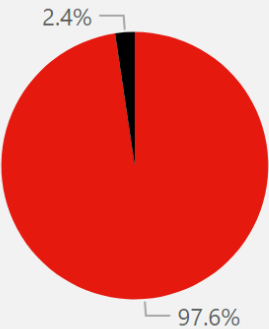
85
Trading participants

-10
YoY Change

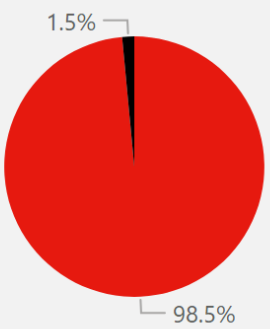
EEX Volume distribution YTD



Market Share - YTD 2024



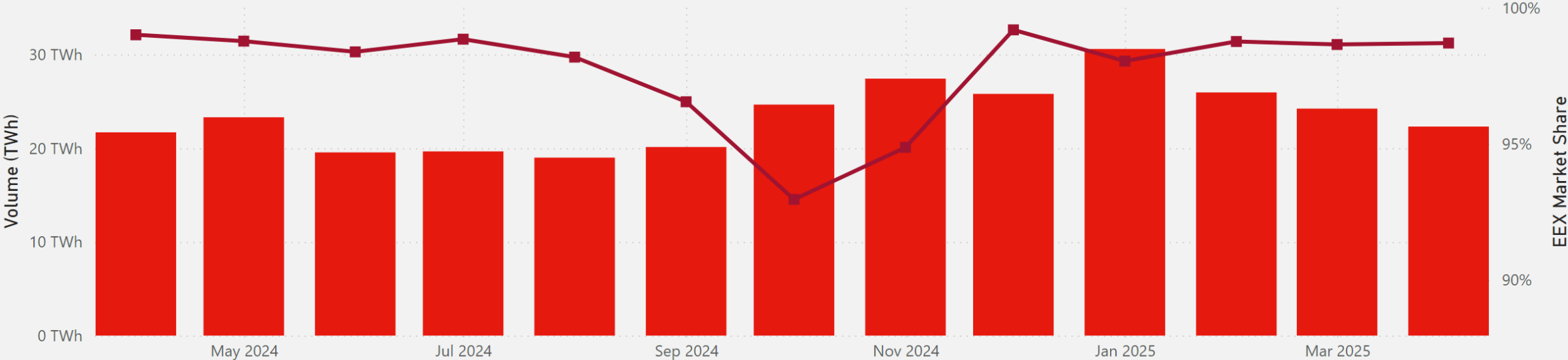
Market Share - YTD 2025



venue ● EEX ● OTC*

EEX volume and market share evolution over time

● EEX Volumes (TWh) ■ EEX Market Share



EEX Gas Spot CEGH VTP

15,756,798

Volumes

4.20%

YoY Change

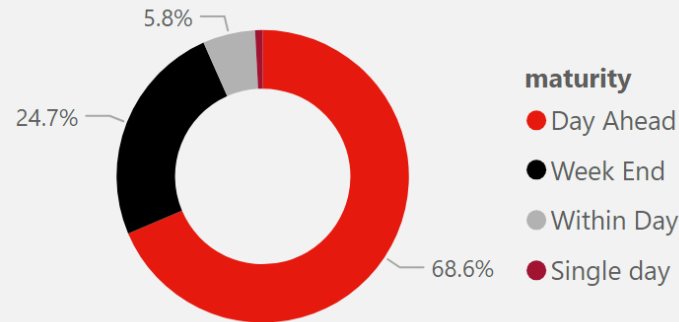
96

Trading participants

-13

YoY Change

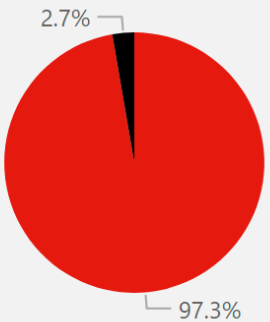
EEX Volume distribution YTD



Market Share - YTD 2024

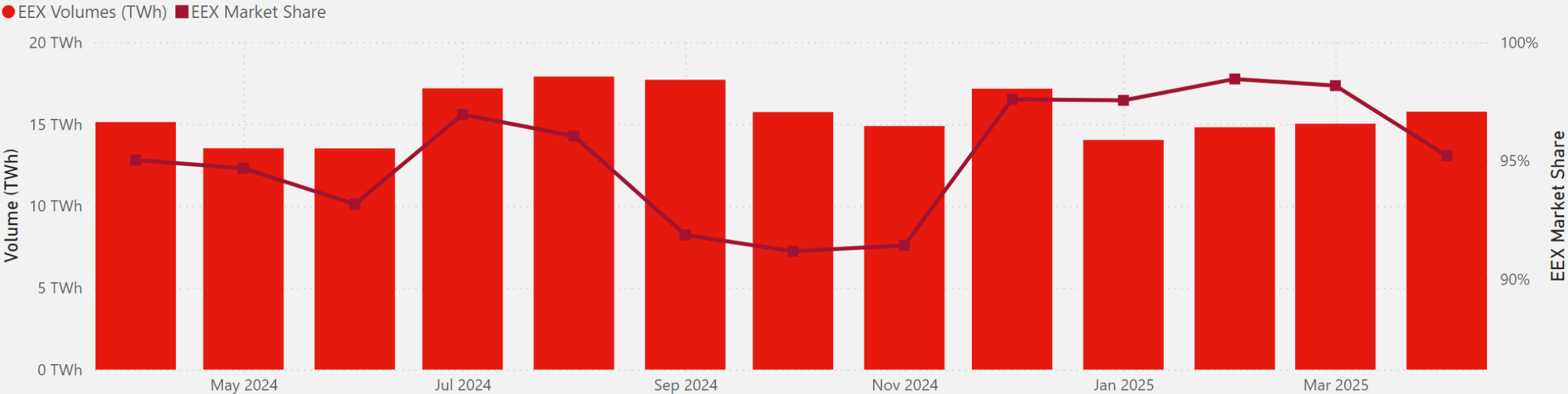


Market Share - YTD 2025



venue ● EEX ● OTC*

EEX volume and market share evolution over time



EEX Gas Spot ZTP

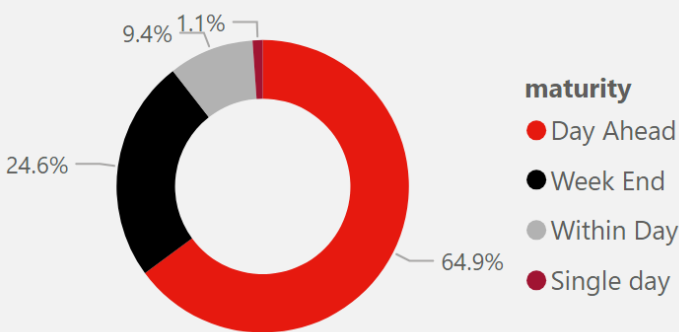
28,555,418
Volumes

42.28%
YoY Change

72
Trading participants

-2
YoY Change

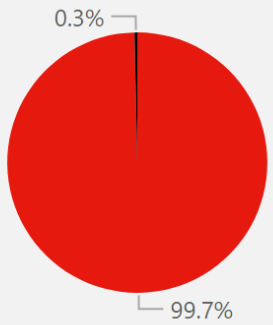
EEX Volume distribution YTD



Market Share - YTD 2024

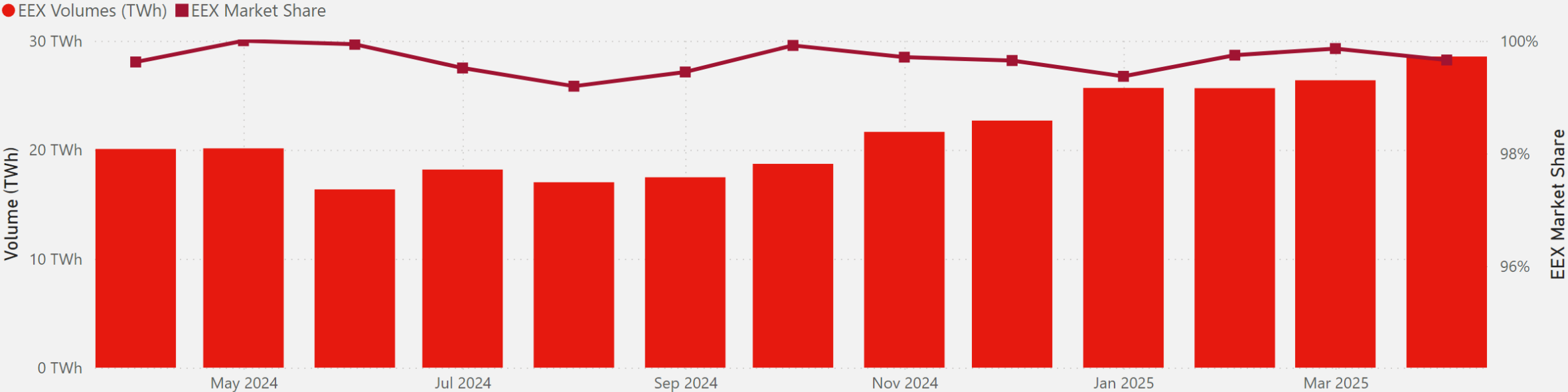


Market Share - YTD 2025



venue ● EEX ● OTC*

EEX volume and market share evolution over time



EEX Gas Spot CZ VTP

2,155,440

Volumes

59.83%

YoY Change

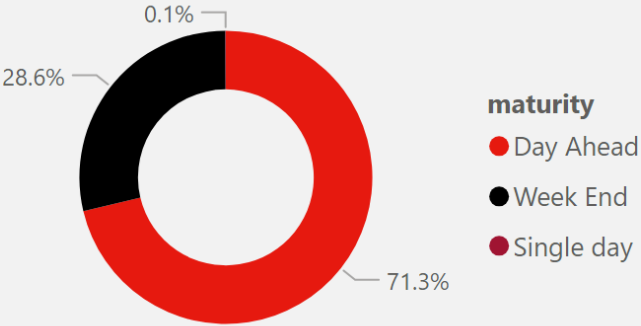
35

Trading participants

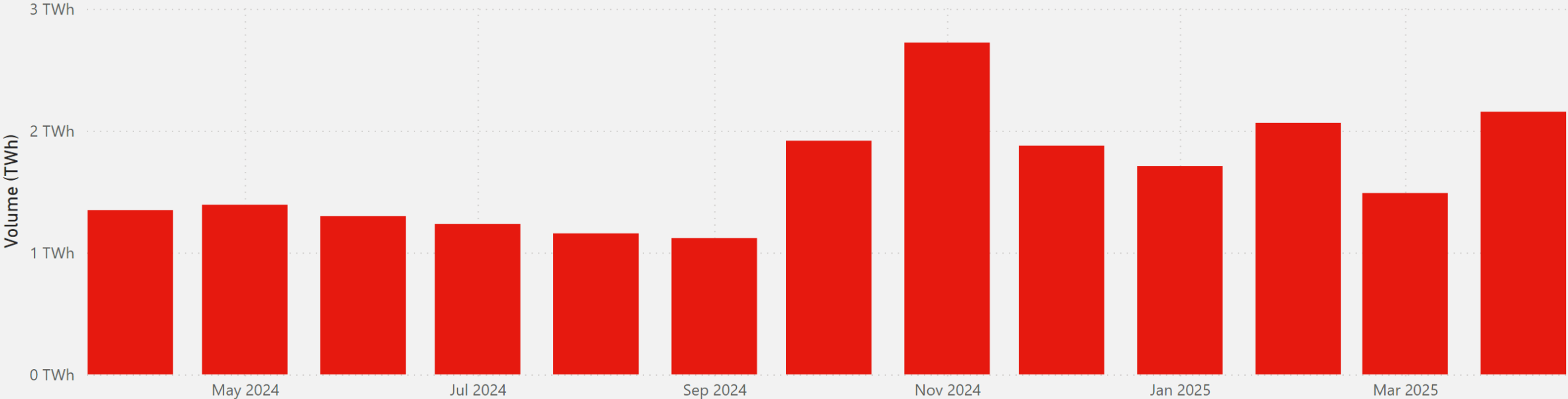
-2

YoY Change

EEX Volume distribution YTD



EEX volume and market share evolution over time



EEX Gas Spot ETF

3,100,717

Volumes

7.98%

YoY Change

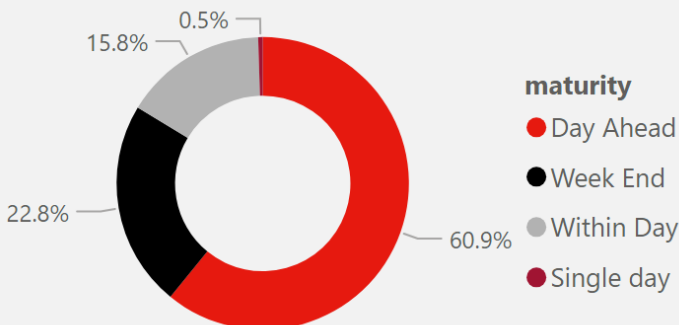
37

Trading participants

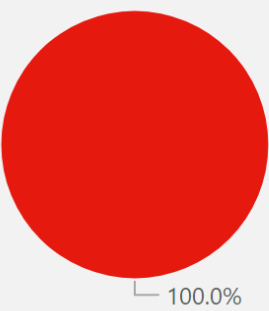
+1

YoY Change

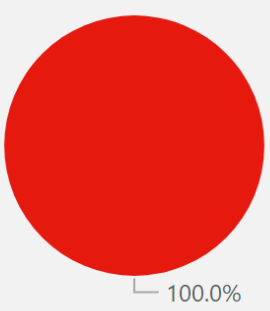
EEX Volume distribution YTD



Market Share - YTD 2024

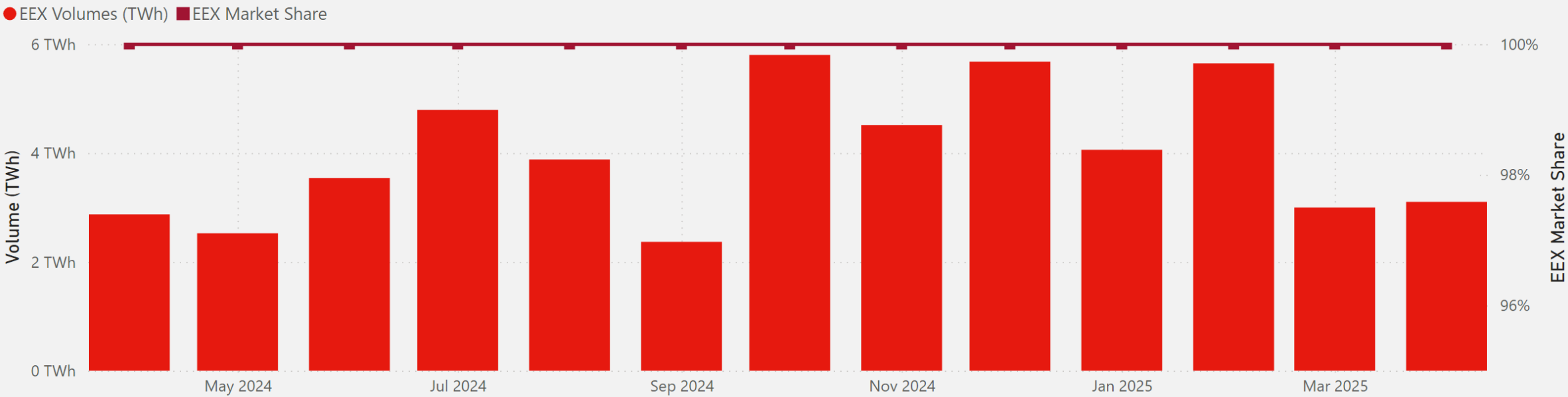


Market Share - YTD 2025



venue ● EEX

EEX volume and market share evolution over time



EEX Gas Spot NBP

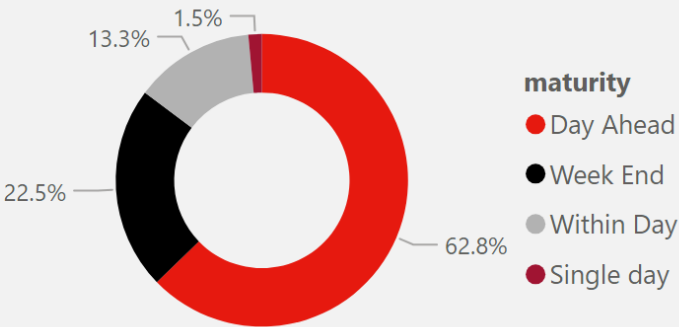
28,165,560
Volumes

88.79%
YoY Change

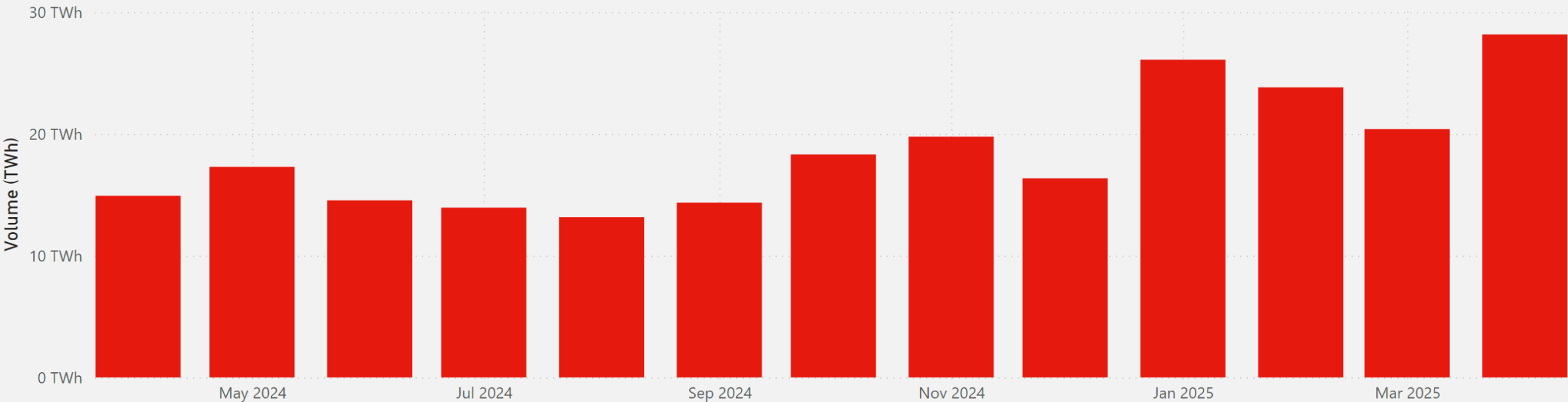
66
Trading participants

-2
YoY Change

EEX Volume distribution YTD



EEX volume and market share evolution over time



EEX Gas Derivatives TTF

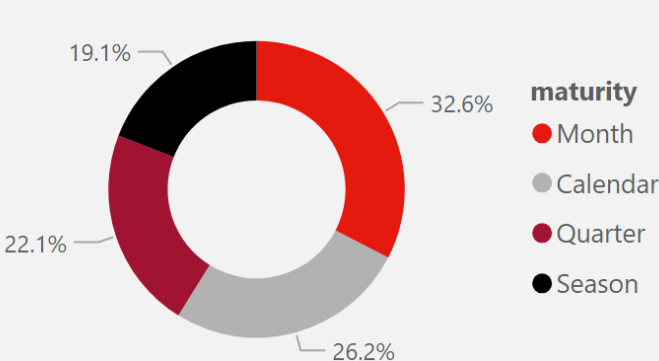
307,887,692
Volumes

43.84%
YoY Change

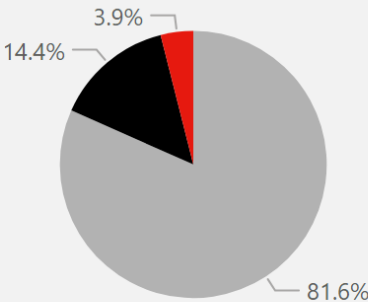
177
Trading participants

+13
YoY Change

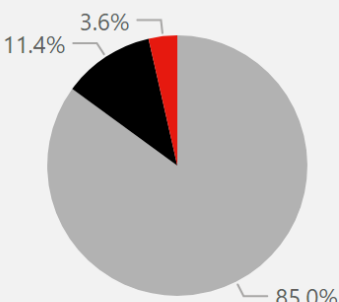
EEX Volume distribution YTD



Market Share - YTD 2024



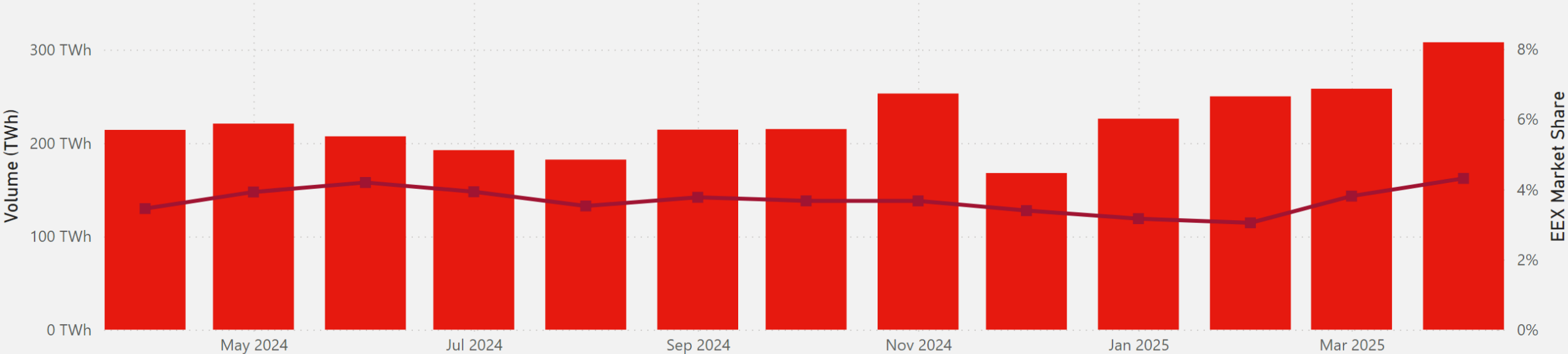
Market Share - YTD 2025



venue ● EEX ● OTC* ● Other exchange

EEX volume and market share evolution over time

● EEX Volumes (TWh) ■ EEX Market Share



EEX Gas Derivatives THE

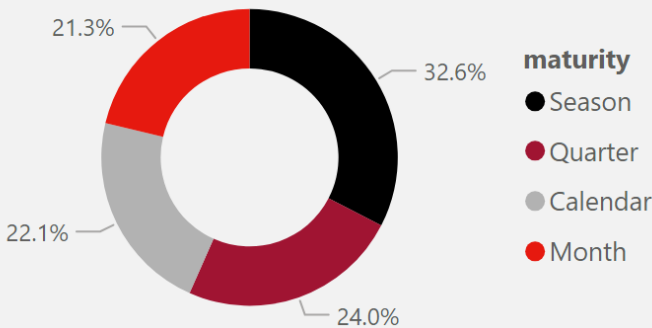
109,433,877
Volumes

112.15%
YoY Change

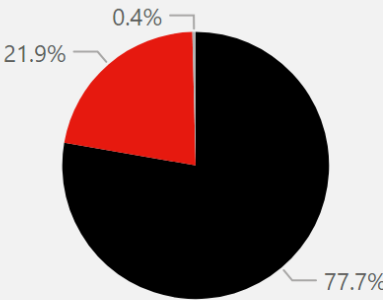
109
Trading participants

+3
YoY Change

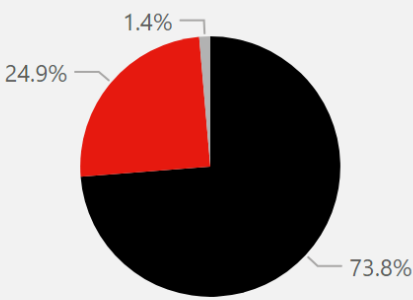
EEX Volume distribution YTD



Market Share - YTD 2024

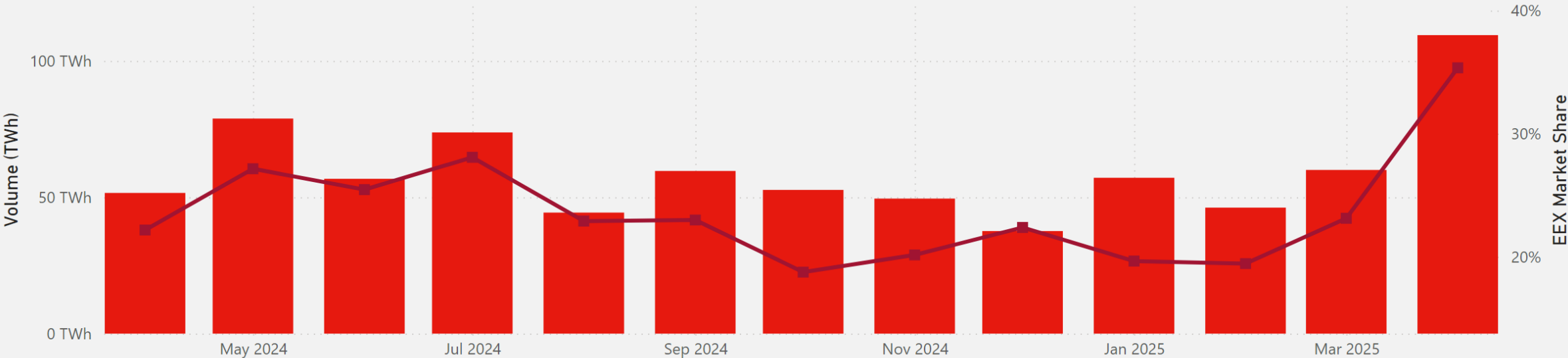


Market Share - YTD 2025



EEX volume and market share evolution over time

● EEX Volumes (TWh) ■ EEX Market Share



EEX Gas Derivatives PEG

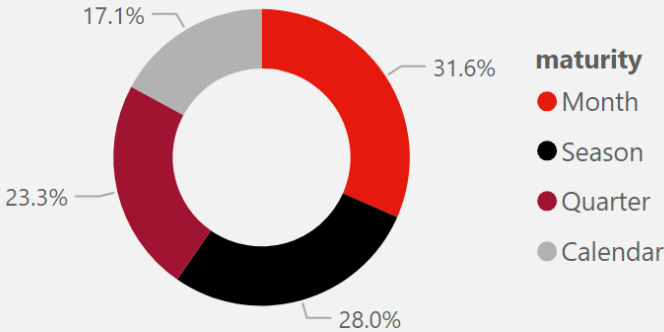
34,688,120
Volumes

-0.94%
YoY Change

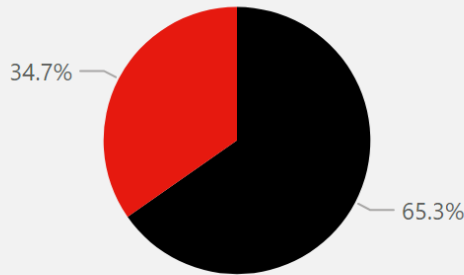
59
Trading participants

-10
YoY Change

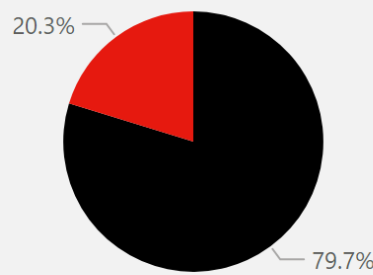
EEX Volume distribution YTD



Market Share - YTD 2024



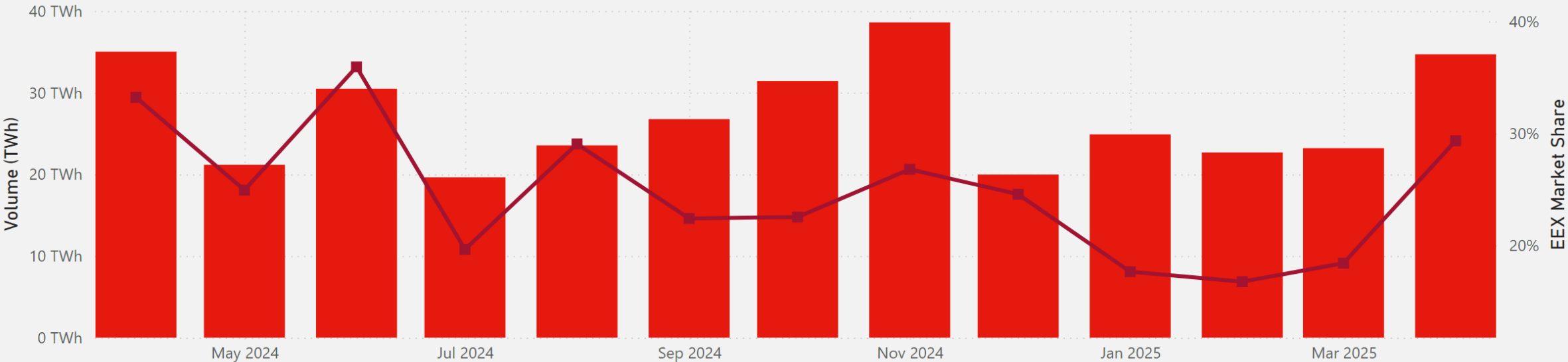
Market Share - YTD 2025



venue ● EEX ● OTC*

EEX volume and market share evolution over time

● EEX Volumes (TWh) ■ EEX Market Share



EEX Gas Derivatives PSV

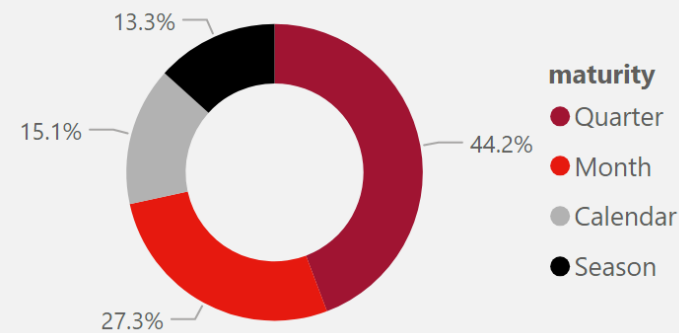
8,793,600
Volumes

15.86%
YoY Change

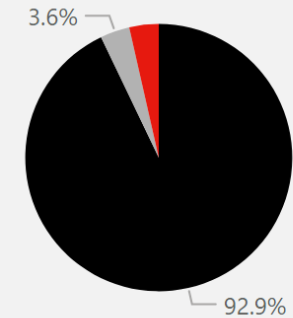
55
Trading participants

0
YoY Change

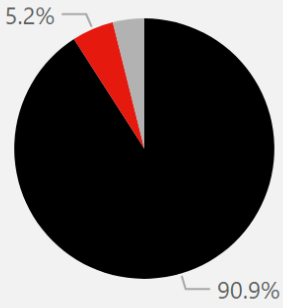
EEX Volume distribution YTD



Market Share - YTD 2024



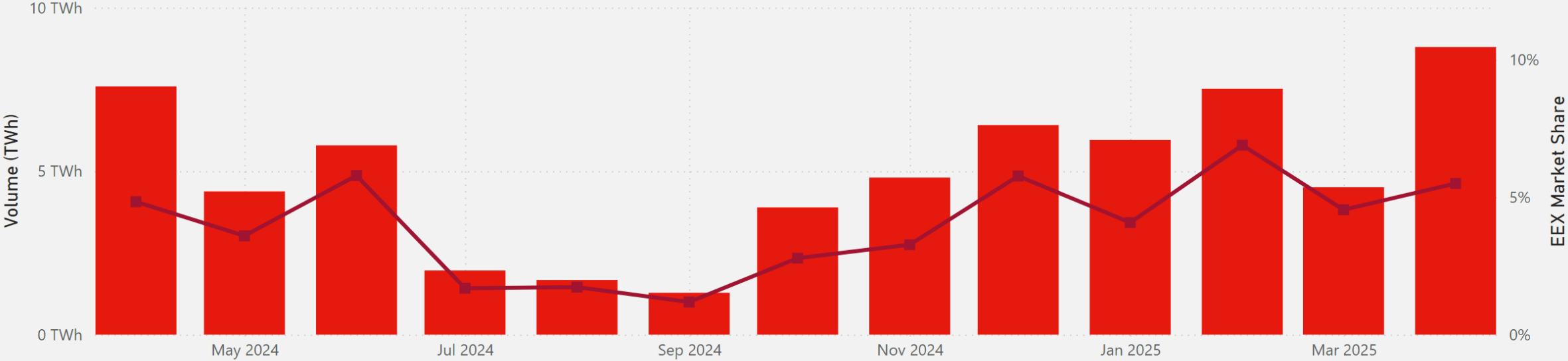
Market Share - YTD 2025



venue ● EEX ● OTC* ● Other exchange

EEX volume and market share evolution over time

● EEX Volumes (TWh) ■ EEX Market Share



EEX Gas Derivatives CEGH VTP

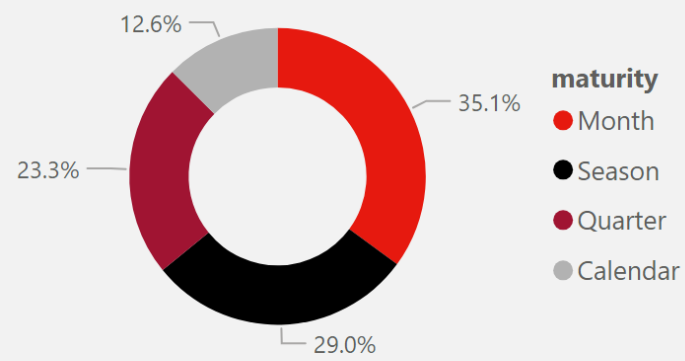
22,150,216
Volumes

75.16%
YoY Change

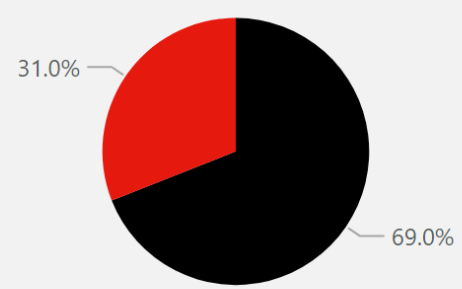
71
Trading participants

-1
YoY Change

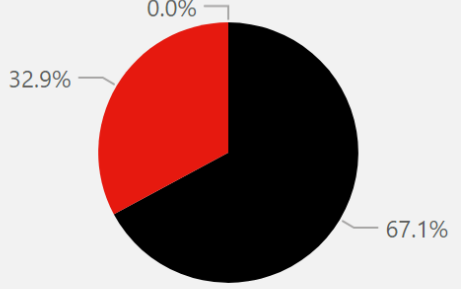
EEX Volume distribution YTD



Market Share - YTD 2024

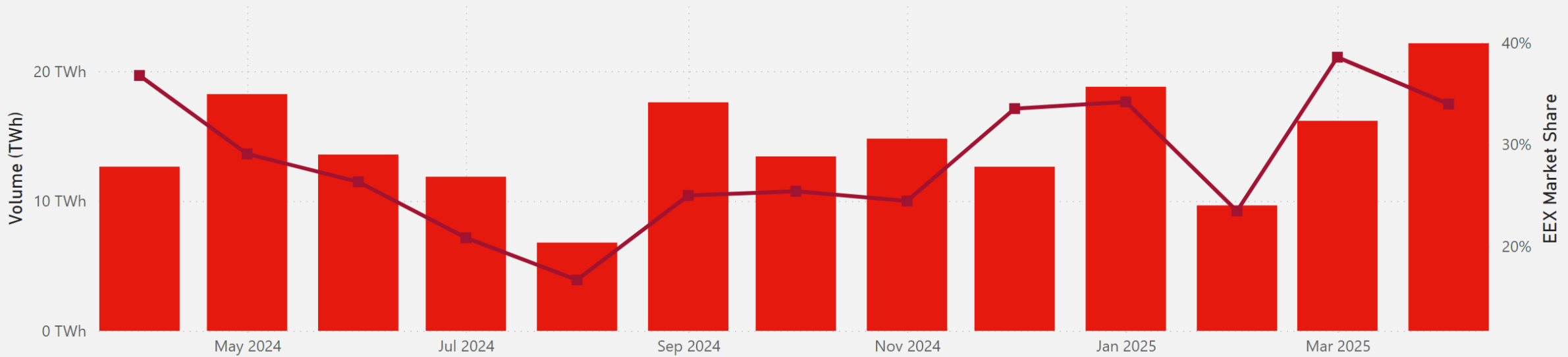


Market Share - YTD 2025



EEX volume and market share evolution over time

● EEX Volumes (TWh) ■ EEX Market Share



EEX Gas Derivatives ZTP

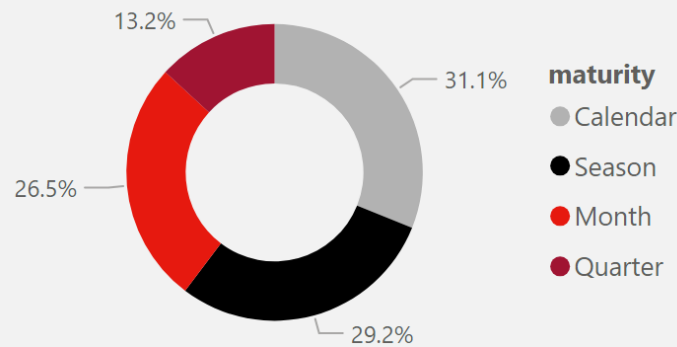
2,229,134
Volumes

199.77%
YoY Change

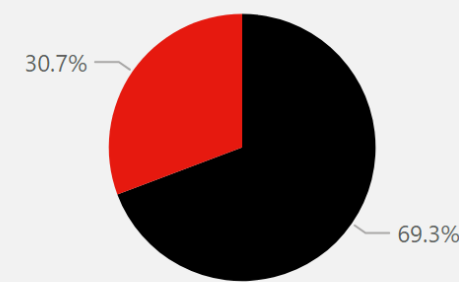
24
Trading participants

-1
YoY Change

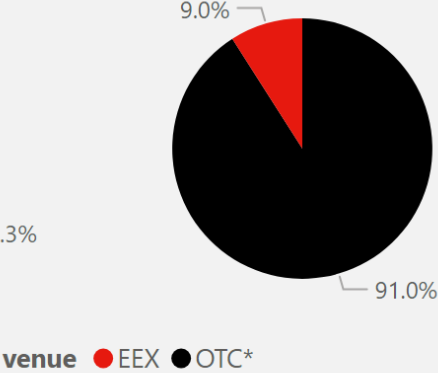
EEX Volume distribution YTD



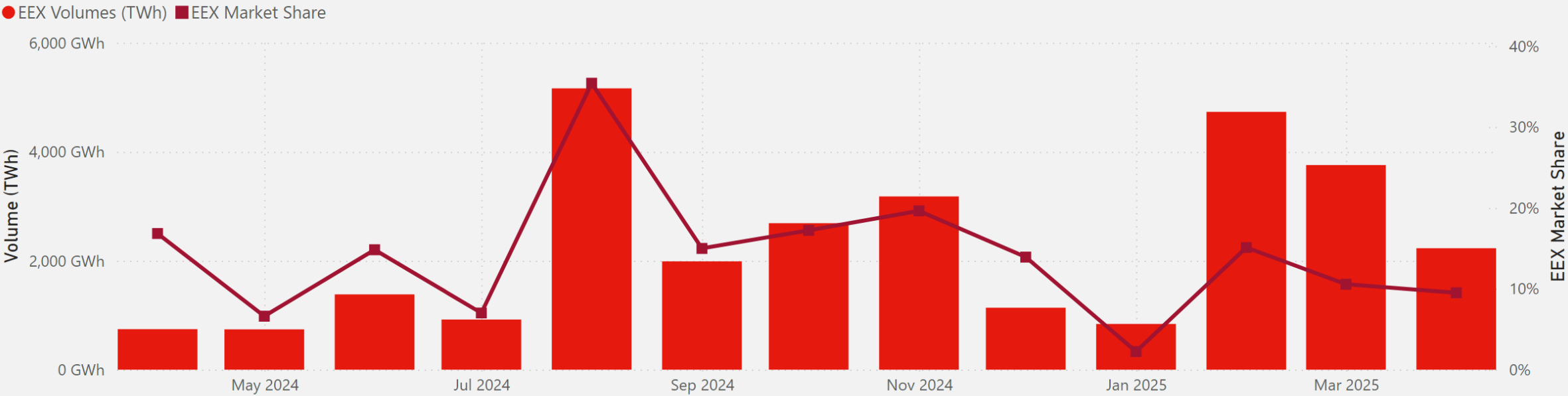
Market Share - YTD 2024



Market Share - YTD 2025



EEX volume and market share evolution over time



EEX Gas Derivatives CZ VTP

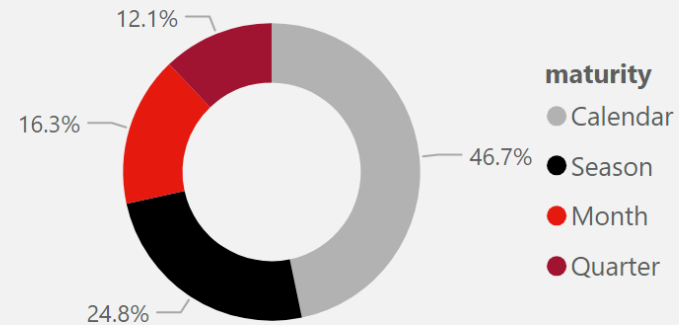
580,440
Volumes

-79.65%
YoY Change

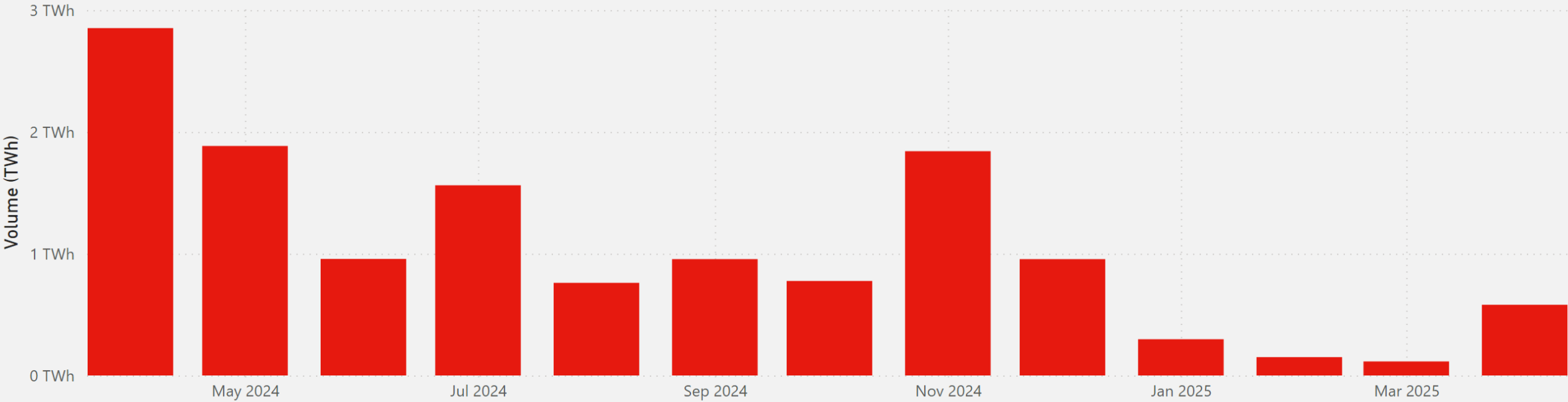
14
Trading participants

-8
YoY Change

EEX Volume distribution YTD



EEX volume and market share evolution over time



EEX Gas Derivatives PVB

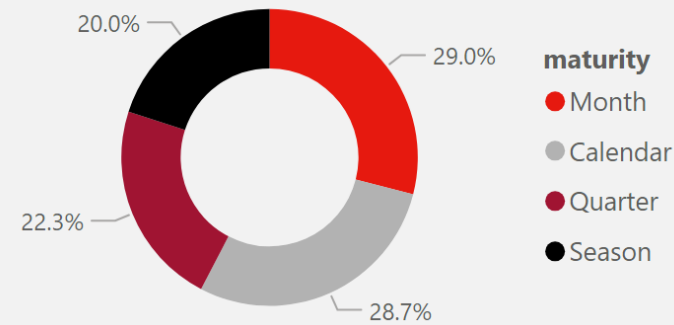
7,288,785
Volumes

46.93%
YoY Change

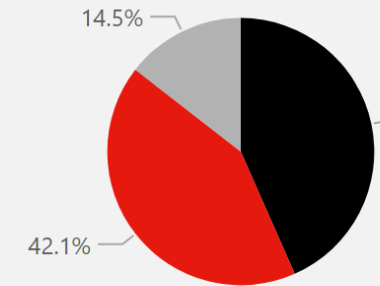
29
Trading participants

+2
YoY Change

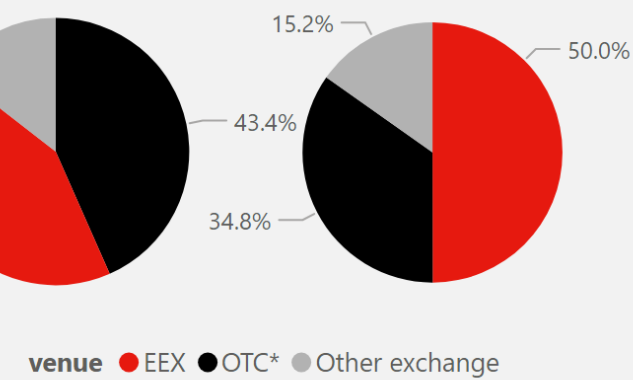
EEX Volume distribution YTD



Market Share - YTD 2024



Market Share - YTD 2025



EEX volume and market share evolution over time

● EEX Volumes (TWh) ■ EEX Market Share

