

EEX Group DataSource REST API (v2) - User Guide

Market Data Services
04.02.2026
Leipzig

Content

1.	Changelog	4
2.	Introduction	5
2.1	About this documentation	5
2.2	API structure overview	5
2.3	Who should use this REST API (v2)?	5
2.4	Sorting rules of results	6
2.5	Return limit	6
2.6	API technical constraints	6
2.7	Versioning	6
2.8	New content	7
2.9	Subscription & registration	7
3.	Authentication	10
3.1	How authentication works	10
3.2	Generating an API key	10
3.3	API key expiry & renewal	10
3.4	Applying the API key in requests	11
4.	Using the EEX Group DataSource REST API (v2)	13

4.1	Getting started	13
4.2	Accessing the REST API	13
4.3	Example workflow: From reference data to data retrieval	14
4.4	Available data	18
5.	Good to know	29
6.	Historical Data	31
6.1	Derivatives	31
6.2	Gas Spot	32
6.3	Auctions	32
6.4	Indices	32
7.	Features under development	33
8.	Support & Contact	34
9.	Useful links	35

1. Changelog

Version	Description	Date	Author
001	Initial Draft	22.04.2025	Miguel Steinert
002	Review and clarifications	25.11.2025	Daniel Köhler
003	Review	16.01.2026	Dorothea Koeckritz
004	<p>Section 7 updated – The previously noted behavior regarding the <i>TradeDate</i> for Gas Spot WE/SAT/SUN contracts has been corrected</p> <p>Section 5.1.5 Incorrect <i>TradeDate</i> for Gas Spot Weekend / Saturday / Sunday contracts removed</p>	04.02.2026	Miguel Steinert

2. Introduction

2.1 About this documentation

This guide provides a structured introduction to using the EEX Group DataSource REST API (v2). It is designed to explain how the Rest API is organized, how users can authenticate, and how to build and send valid requests.

The EEX Group DataSource REST API (v2) is specified to use the OpenAPI standard, which ensures a consistent and machine-readable definition of all endpoints and available data structures. While this guide outlines the general usage principles, the full technical specifications and field descriptions are defined in detail through YAML files. These files are accessible on our [EEX Group DataSource Hub](#).

2.2 API structure overview

The REST API (v2) is designed to provide comprehensive access to EEX Market Data, Indices, and Transparency Data.

These categories are described in several YAML files that follow the OpenAPI standard. Each YAML file provides a precise and structured description of the API's capabilities, such as:

- Full endpoint list: A complete list of all available endpoints within the API.
- Field description attributes: Detailed descriptions of each field, including data types and example values.
- Parameter descriptions: Information on all selectable parameters, including their purpose and usage.
- Sample responses: Example responses for various queries to help users understand the format and structure of the data returned.

This ensures that users always have access to clear, standardized, and up-to-date documentation. The uniform structure of all endpoints makes it easy to navigate the REST API (v2) once the basics are understood.

The REST API (v2) exclusively supports the GET method for all endpoints. The response format can be either JSON or XML.

2.3 Who should use this REST API (v2)?

The EEX Group DataSource REST API (v2) is designed to access real-time information on EEX markets, indices, and transparency data.

Understanding REST API (v2): While the backend of the REST API (v2) is directly connected to source systems, new data sets are made available as soon as they are provided by the source system. The EEX Group DataSource REST API (v2) is a REST API. This means that, by the nature of a REST API, new datasets must first be requested

by the user and are then delivered back to them. Therefore, a small delay is to be expected.

Real-time data should be understood that responses are usually available within one-digit number of seconds. The exact value always depends on the internet connection itself, the number of active users at the same time and the scope of the API request.

The availability of a wider range of parameters allows to tailor clients' API request to their individual use case and to benefit from the lowest response times. Rate limiting ensures fair access for everyone at the same time.

Users can integrate the API results directly into their code, leveraging the structured data to build applications, automated processes, and perform complex data analyses. The API's consistent structure and comprehensive documentation make it easy for developers to incorporate its functionality into their projects.

2.4 Sorting rules of results

There is no uniform logic across all API endpoints.

2.5 Return limit

The REST API (v2) returns a maximum of 20,000 records. If a query matches more than 20,000 records, only the first 20,000 records are included in the response.

2.6 API technical constraints

To ensure consistent service quality, the EEX Group DataSource REST API (v2) applies to these technical constraints:

- **Rate Limit:** A maximum of 1 request per second per user is permitted. Requests exceeding this threshold will return the HTTP response "429 Too Many Requests"

2.7 Versioning

To ensure stability and compatibility, any breaking changes to the EEX Group DataSource REST API (v2) will be released in a new version. Breaking changes are modifications that could potentially disrupt existing integrations. These changes may include:

- Change of functionality
- Change of fields
- New endpoints
- Format changes

2.8 New content

The addition of new content as the consequence of adding new tradable products on the EEX trading platforms, additional transparency data or indices will not result in a new version unless structural changes are required for this new content.

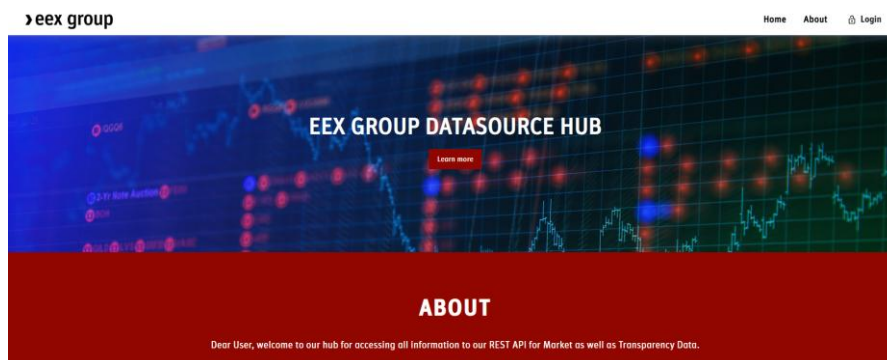
2.9 Subscription & registration

2.9.1 Subscription

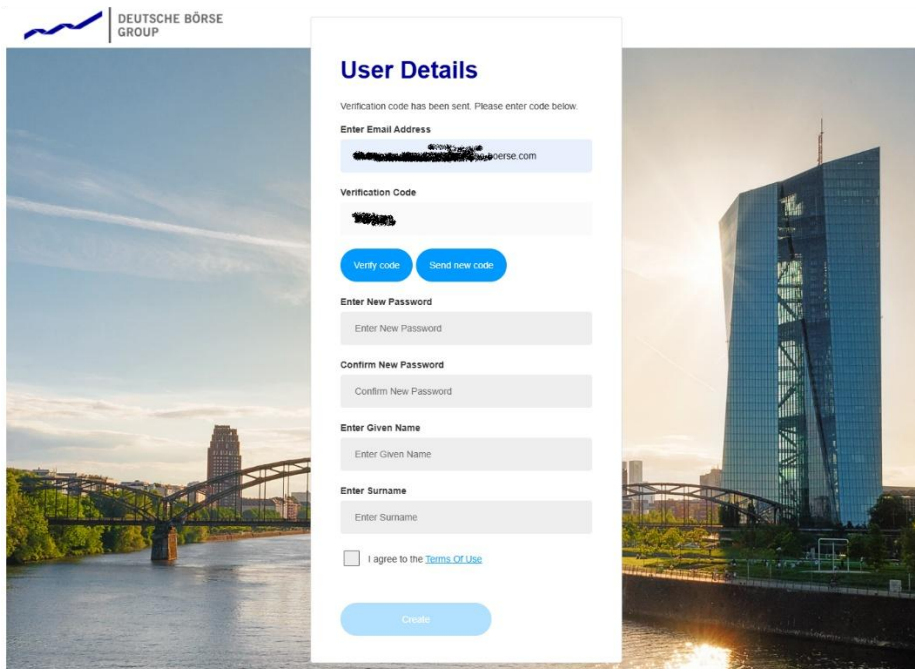
Users can subscribe through the [EEX Group Webshop](#) to access EEX's comprehensive market, index and transparency data. Subscriptions can be tailored to individual use cases and specific market areas, ensuring users receive the most relevant and up-to-date information for their needs.

2.9.2 Sign-up

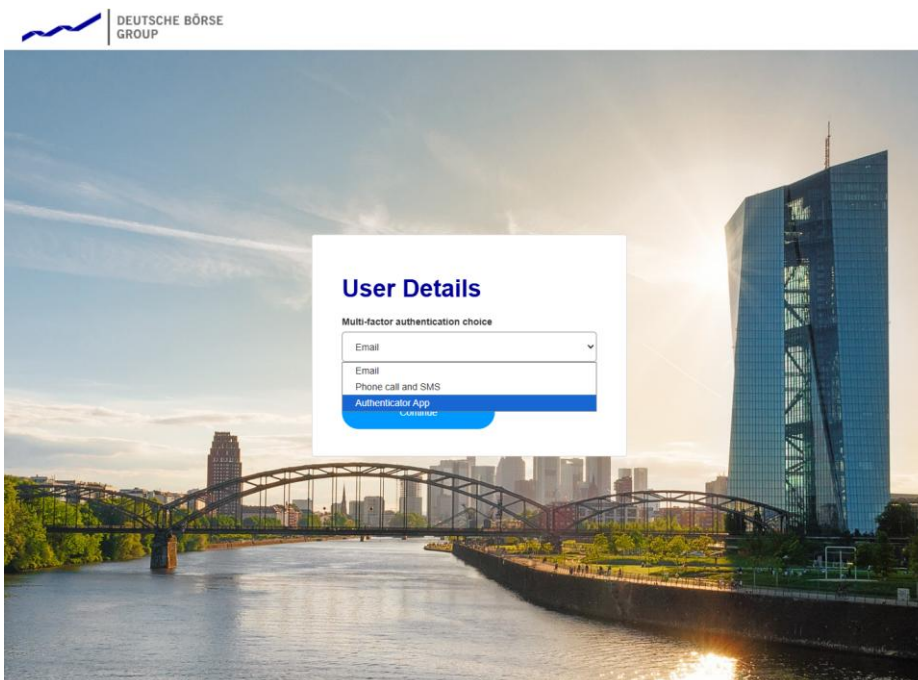
The Sign-up can be done any time after you have received an e-mail when the order has been completed. Accessing the purchased data will be provided within the next two business days after placing the order. If you sign up before, the creation of API Keys is not possible. The screen below is accessible by clicking the link from the email or directly under <https://eds.eex-group.com> and selecting the "Login" button at the top right corner.



The process starts on the Sign-up screen where the email address will be provided and a verification code to verify that an email will be sent. The code received via the email must be verified here. The user must fill in the form and agree to the Terms of Use before clicking "Create".



Next, the multi-factor choice will be made on this screen. The code will be sent using the desired choice when signing in.




2.9.3 Sign-in

The Sign-in will ask for extra verification.

As usual, the user will introduce his email and password then get to the first screen below where he must click “Send verification code” to fulfill the multi-factor authentication.

The code will be entered here and the Sign-in will be completed once the user will "Continue"



After a successful login, the user's full name appears at the top right corner of the screen.



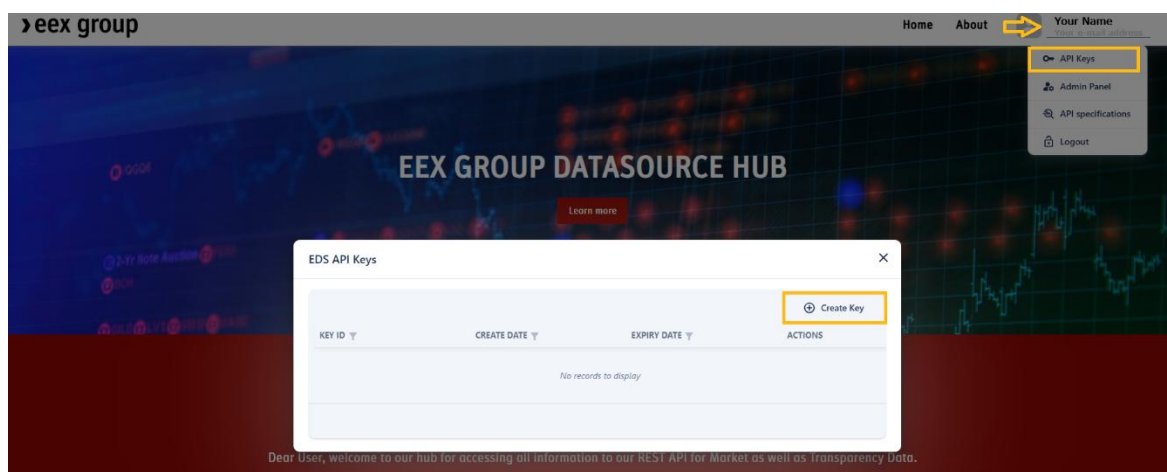
3. Authentication

3.1 How authentication works

EEX Group uses Bearer Authentication to ensure secure access to the API. This method involves using an API key, which serves as a unique credential for accessing the API. The API key verifies the user's identity and grants access to the subscribed API endpoints. By including the API key in each request, the API can securely identify and authorize the user, ensuring that only those with valid keys can access the data.

3.2 Generating an API key

1. **Login:** Navigate to starting page of the EEX Group DataSource Hub - <https://eds.eex-group.com>, click on the "Login" button at the top right, and enter the credentials.
2. **API key menu:** After logging in, tick on the name at the top right of the screen and navigate to the "API Keys" section.
3. **Generate a key:** Click on "Create Key" to generate an API key. This key will be displayed only once and should therefore be securely stored (e.g. in a password management tool). Users can have a maximum of four keys simultaneously.



3.3 API key expiry & renewal

API keys are valid for one year from the date of creation. This expiration policy is in place to enhance security by ensuring that access credentials are regularly updated. Before the key expires, a new key should be generated to ensure uninterrupted access to the API.

Responsibility for API renewal

Users are responsible for renewing API keys before they expire. Regular renewal of API keys helps prevent unauthorized access and mitigates the risk of compromised keys being used maliciously. Users should monitor key expiration dates and generate new keys as needed to avoid any disruption in service.

Please note that there is no explicit notification when an API key expires. If the API key is missing, invalid, or expired, the API responds with HTTP status code 401 (Unauthorized).

3.4 Applying the API key in requests

3.4.1 In custom applications

It is possible to connect directly to the API using HTTP-based methods. All endpoints require authentication via an API key, which must be included in the request headers. After generating the API key (see section “Generating an API key”), include it in the Authorization header using the Bearer schema:

Authorization: Bearer <API_KEY>

3.4.2 On the EEX Group DataSource Hub

In order to preview results on EEX Group DataSource Hub, authentication needs to be done in the authorized section:

1. **Navigate to API Overview:** Go to <https://eds.eex-group.com/> and log in using the credentials. Click the name at the top right of the screen and navigate to the "API Overview" section.
2. **Authorize access:** After that, click the “Authorize” button located in the top-right corner of the interface.

The screenshot shows the 'API SPECIFICATIONS' page for the 'DERIVATIVES API'. It includes a 'Derivatives API' header with a 'CAS 2.0' badge. Below the header, there is a description of the API and a list of links: 'Terms of service', 'Contact EEX | Market Data Services', and 'Subscribe to EEX REST API'. A 'Servers' dropdown menu is set to 'https://api.eex-group.com/v2 - injected from index.html'. An 'Authorize' button is visible in the top right. The 'ReferenceData derivatives' section lists three endpoints: 1. GET /rd/derivatives/ Returns all available commodities. 2. GET /rd/derivatives/{Comdty}/ Returns all areas for a specified commodity. 3. GET /rd/derivatives/{Comdty}/{Area}/ Returns all trade dates for a specified commodity and area.

3. **Enter API key:** A prompt will appear asking for the API key. Enter the created key (see section Generating an API key) and click “Authorize” again.

Available authorizations x

bearerAuth (http, Bearer)

Value:



Authorize

Close

4. Using the EEX Group DataSource REST API (v2)

4.1 Getting started

Before making specific data queries, it is best practice to start with ReferenceData endpoints */rd/*. These endpoints provide a user with up-to-date lists of valid values for parameters such as commodities, areas, trade dates, and maturities.

By retrieving this information first, subsequent requests to other endpoints (such as trades or settlements) will be accurate and based on valid input.

Typical workflow:

1. Call the reference data endpoints to retrieve valid parameter values.
2. Use these values to construct precise queries for transactional data endpoints.

4.2 Accessing the REST API

After understanding the recommended workflow, the next step is to access the API endpoints and begin working with the available data.

API Endpoint Structure

Each API request follows a consistent URL structure:

`https://api.eex-group.com/v2/path segment/{path parameter}`

URL part	Description	Example
https://api.eex-group.com/v2	Base URL (Root domain)	https://api.eex-group.com/v2
Path segment	Defines the type of data being accessed	/rd/derivatives/
Path parameter	User-supplied value for filtering	{Cmdty}/{Area}/

Navigating Endpoints with the OpenAPI Specification

With the basic URL structure in mind, the next step is to access the REST API documentation and start navigating the available endpoints. The following instructions outline how to locate the relevant API category and utilize the OpenAPI specification to explore and interact with the endpoints:

1. **Obtain the EEX Group DataSource REST API (v2) Specification:** Choose one of the categories provided on the [EEX Group DataSource Hub](#). The

To better illustrate this approach, the following examples for the Derivatives API demonstrate how valid parameters can be obtained and used iteratively to build a complete request.

1. First, a list of all commodities available for use with the Derivatives API is required.

`rd/derivatives/` – Returns all available commodities.

Request URL:

`https://api.eex-group.com/v2/rd/derivatives/`

Results:

```
[  
  "POWER",  
  "NATGAS",  
  ...  
]
```

For the next request, the commodity POWER is selected to demonstrate how to retrieve data for this market.

2. The next step involves checking the market areas for the power commodity.

`rd/derivatives/POWER` – Provides all areas for the commodity POWER.

Request URL:

`https://api.eex-group.com/v2/rd/derivatives/POWER/`

Results:

```
[  
  "DE",  
  "HU"  
]
```

Interest is focused on the German market, so 'DE' is chosen for the next request.

3. The next request retrieves all available trade dates.

`rd/derivatives/POWER/DE` – Delivers all trade dates for the commodity POWER and the area DE.

Request URL:

`https://api.eex-group.com/v2/rd/derivatives/POWER/DE/`

Results:

```
[  
  "2025-11-21",  
  "2025-11-22",  
  ...  
]
```

Next, all trade dates are required. Data for 21 November 2025 is needed, so 2025-11-21 is selected for the next step.

4. With these three basic pieces of information, all contract details for POWER within the German market area on 21 November 2025 can now be evaluated.

/rd/derivatives/POWER/DE/2025-11-21 – Generates all contracts for the commodity POWER, the area DE and the trade date 2025-11-21.

Request URL:

<https://api.eex-group.com/v2/rd/derivatives/POWER/DE/2025-11-21>

Results:

```
[
  {
    "TrdDate": "2025-11-21",
    "ShortCode": "DEBM",
    "LongName": "EEX German Power Base Month Future",
    ...,
    ...
  },
  {
    "TrdDate": "2025-11-21",
    "ShortCode": "DEBY",
    "LongName": "EEX German Power Base Year Future",
    ...,
    ...
  },
]
```

This is now a detailed look into contracts.

5. However, to narrow down the visible contracts, another parameter can be used. To determine which shortcodes are available, the previous request results can be reviewed, or they can be requested all at once with the following endpoint.

Request URL:

<https://api.eex-group.com/v2/rd/derivatives/POWER/DE/2025-11-21/>

Results:

```
[
  "DEBM",
  "DEBY",
  ....
]
```

The focus is on investigating 'DEBM', so 'DEBM' is chosen for the next request.

6. Next, only the contracts with the *ShortCode* 'DEBM' can be displayed.

rd/derivatives/POWER/DE/2025-11-21/DEBM – Displays all contracts for the commodity POWER, the area DE, the trade date 2025-11-21 and the short code DEBM.

The results represent the available contracts that were theoretically eligible to be traded on that day. This does not mean that these contracts were actually traded. Consequently, downstream endpoints—such as /trd—may not return any trades, even if a contract is listed in /rd.

Request URL:

<https://api.eex-group.com/v2/rd/derivatives/POWER/DE/2025-11-21/DEBM>

Results:

```
[
  {
    "TrdDate": "2025-11-21",
    "ShortCode": "DEBM",
    "LongName": "EEX German Power Base Month Future",
    ...,
    "Maturity": "202511",
    ...,
  },
  {
    "TrdDate": "2025-11-21",
    "ShortCode": "DEBY",
    "LongName": "EEX German Power Base Year Future",
    ...,
    "Maturity": "202512",
    ...,
  },
]
```

7. The request can be further refined by specifying the maturity. Therefore, the available maturities can be requested first.

[rd/derivatives/POWER/DE/2025-11-21/DEBM/](https://api.eex-group.com/v2/rd/derivatives/POWER/DE/2025-11-21/DEBM/) - Shows all maturities for the commodity POWER, the area DE, the trade date 2025-11-21 and the short code DEBM

Request URL:

<https://api.eex-group.com/v2/rd/derivatives/POWER/DE/2025-11-21/DEBM/>

Results:

```
[
  "202511",
  "202512",
  ....
]
```

At this point, "202512" has been selected.

8. As a result, only one contract is visible due to the significant narrowing down.

[rd/derivatives/POWER/DE/2025-11-21/DEBM/202512](https://api.eex-group.com/v2/rd/derivatives/POWER/DE/2025-11-21/DEBM/202512) - Presents single contract information for the commodity POWER, the area DE, the trade date 2025-11-21, the short code DEBM and the maturity 202512

Request URL:

<https://api.eex-group.com/v2/rd/derivatives/POWER/DE/2025-11-21/DEBM/202512>

Results:

```
{
  "TrdDate": "2025-11-21",
```

```
"ShortCode": "DEBM",  
"LongName": "EEX German Power Base Month Future",  
...;  
"Maturity": "202512",  
"ContractSz": "720",  
"ReportingMarket": "XEER",  
...;  
...  
}
```

4.3.2 Using the reference data in subsequent queries

An example for a valid query would then be:

```
https://api.eex-group.com/v2/trd/derivatives/POWER/DE/2025-11-21/DEBM/202512
```

4.4 Available data

The EEX Group DataSource REST API (v2) provides a trading view of the market, meaning that all endpoints only expose data for instruments that are actively traded and currently available. This ensures that users always interact with live, relevant market data.

4.4.1 Derivatives API

Derivatives are financial instruments whose value is derived from the price of an underlying asset, such as electricity, natural gas, or emission allowances. The Derivatives API provides comprehensive real-time data on trading activities, reference information, top of book, intraday and end-of-day statistics, open interest and settlement information for various commodity derivatives.

Please note: Since Environmental Spot markets are operated on the same trading system infrastructure and spread products exist between spot and derivative markets, these spot markets are integrated into the Derivative API. It delivers the same information as for derivatives above.

4.4.1.1 How spreads are displayed

Spread instruments can be identified via the field *InstrumentType*, which indicates whether an instrument is a *Futures Spread* or an *Inter-Product Spread*.

Once identified as a spread, the individual legs can be examined using the *Legs* field. This field provides key details for each leg, including the fields *ShortCode*, *Cmdty*, *Area*, and *Maturity*.

To determine whether a leg belongs to a spread, the field *FromBrokenSpread* must be checked. If set to "yes", the leg is part of a spread and can be linked to its counterpart(s) using the fields *TrdID* and *TrdType = Book*.

This logic applies to both Futures spreads and Inter-Product spreads, although structural and query-related differences exist between them.

Futures Spreads

Futures spreads are instruments that combine contracts of the same product but with different maturities. They are identified by a 4-character *ShortCode*, such as “DEBM”, which refers to German base load futures.

All legs of a futures spread are listed under the endpoint for the base product (e.g. DEBM).

Inter-Product Spreads

Inter-product spreads are instruments that combine contracts from different products or areas. They are identified by an 8-character *ShortCode*, which merges the shortcodes of the instruments involved. For example, the spread DEBMF7BM combines:

- DEBM: German base load futures
- F7BM: French base load futures

When querying endpoints like ReferenceData, Trades, or TopOfBook with a base product *ShortCode* (e.g. DEBM), the response will also include spread trades involving that product, such as DEBMF7BM.

To retrieve only the spread itself, it is recommended to query directly using the full 8-character *ShortCode*.

For inter-product spreads access to all products/areas is required to view the full content. Without the necessary entitlements, only the leg for the entitled area (e.g. DEBM) and the spread information (e.g. DEBMF7BM) will be visible. The second leg (e.g. F7BM) cannot be queried.

Leg prices depend on how the trade is matched:

1. If a spread order matches against outright orders, the legs may display the outright prices because those orders were individually priced. In this case the *VolumeOnly* field is not filled.
2. If the spread matches against another spread order, the legs represent only the allocation of volume and therefore do not carry a separate price. In this case the *VolumeOnly* field is set to ‘true’.

4.4.1.2 Rolling symbols

For derivative products, the Rolling Symbols functionality can also be used. Instead of specifying *<Shortcode>* plus *<Maturity>*, add a rolling notation such as +1, +2, etc., can be applied to retrieve the maturities of a product on a rolling basis. The following two examples provide the same results:

<Shortcode> plus <Maturity>

<https://api.eex-group.com/v2/trd/derivatives/POWER/DE/2025-08-27/DEBM/202509>

Rolling Symbol

<https://api.eex-group.com/v2/trd/derivatives/POWER/DE/2025-08-27/DEBM+1>

How it works:

- The symbols are based on the ranking of the contract date for a given product on a specific trading day. The most recent contract date is symbolised by +0, the next by +1, and so on. The maturity of a symbol is always assigned by determining the date that falls between the contract date, the trading date and the expiry date.
- The symbols will roll over after the expiry of the underlying maturity. Example:
 - DEBM September 2025 expires on 29 September. From 2 September until 29 September (including), the September maturity will be the +0 symbol, and the October maturity will be the +1 symbol.
 - On 30 September, the product will have rolled over, so the October maturity will be the +0 symbol, the November maturity the +1 symbol, the December maturity the +2 symbol, and so on.
- Exception for Day products:
 - Since day products for weekend days and Mondays all expire on Monday, several instruments fall under the 'contract date in the past and not yet expired' rule. This results in the +0 symbol being the Saturday instrument, +1 being Sunday, +2 being Monday, and +3 being Tuesday. Intuitively, the user would expect Monday to be the +0 symbol and Tuesday to be +1.
 - Thus, for day contracts, the +0 symbol follows a different rule: Contract Date = Trading Date = Expiry Date = +0 symbol. The next +1 symbol is the next contract date (i.e. tomorrow), +2 is the day after, and so on.
 - This ensures that the rolling symbols always have a forward-looking methodology and behave in the same way across all instrument types.
- Symbolology:
 - **Month, Quarter, Season, Year contracts:** <shortcode>+X (e.g. DEBM+1, GOBY+2)
 - Weekend: <First 3 digest of shortcode>+WEx (e.g. DWB+WE1, DWB+WE2)
 - Week: <First 3 digest of shortcode>+Wx (e.g. DEB+W1, DEB+W2)
 - Day: <First 2 digest of shortcode>+Dxx (e.g. DB+D01, DB+D02)
- Rolling symbols are not available in **/rd/** endpoint

4.4.1.3 How trade cancellations are displayed in Derivatives data

Trade cancellations can be identified using the *UpdtAct* field, where cancelled trades are marked with the value "Delete".

Please note that for derivatives data the field *TrdVersion* does not exist (It's only available for gas spot data).

4.4.1.4 Day 32 / 33 / 34 Futures

EEX offers Day Futures for both Natural Gas and Power in multiple markets. To do so, EEX has set up 34 separate Day Futures ranging from Day 1 to Day 34 in each of these markets. The usage of Day 1 to Day 28 Futures is straightforward, with the number of the future corresponding with the delivery day. However, there are multiple things to consider when approaching the end of the month. Please find below an explanation of how Day Futures are used at the end of the month and in which cases Day Futures 32, 33 and 34 become relevant.

Example: EEX German Power Base Day Future (DB01 - DB34)

Scenario 1: the last day of the month is a EEX / ECC business day, e.g. 31 July 2025 (Thursday):

- The number of the future corresponds with the delivery day → DB31 July 2025 for delivery day 31 July 2025

DeliveryDate	DayOfWeek	German Power Base Day Future	ExpiryDate	Maturity
2025-07-29	Tuesday	DB29	2025-07-29	202507
2025-07-30	Wednesday	DB30	2025-07-30	202507
2025-07-31	Thursday	DB31	2025-07-31	202507

Scenario 2: the last one or two days of the month are not EEX / ECC business days, e.g. 30 August 2025 and 31 August 2025 (Saturday and Sunday):

- Because 30 and 31 August 2025 are Saturday and Sunday respectively, the corresponding Day Futures will only be settled on Monday, 1 September 2025.
- This means that their expiry dates are September 1st, resulting in both futures having maturity 202509 even though they are delivered in August.
- However, there is already a Day 30 Future in place for maturity September that references 30 September 2025.
- Thus, DB32 with maturity 202509 is used for 30 August 2025 instead (and DB33 for 31 August 2025).

DeliveryDate	DayOfWeek	German Power Base Day Future	ExpiryDate	Maturity
2025-08-29	Friday	DB29	2025-08-29	202508
2025-08-30	Saturday	DB32	2025-09-01	202509
2025-08-31	Sunday	DB33	2025-09-01	202509

Scenario 3: the last three days of the month are not EEX / ECC business days, e.g. 29 March 2024 – 31 March 2024 (Good Friday, Saturday and Sunday):

- This works the same as in scenario 2, with the only difference being that there is one more additional day affected due to the holiday.

DeliveryDate	DayOfWeek	German Power Base Day Future	ExpiryDate	Maturity
2024-03-28	Thursday	DB28	2024-03-28	202403
2024-03-29	Good Friday (Public holiday)	DB32	2024-04-02*	202404
2024-03-30	Saturday	DB33	2024-04-02*	202404
2024-03-31	Sunday	DB34	2024-04-02*	202404

**Please note that in this case the future expired on 2 April 2024 instead of 1 April 2024 because 1 April 2024, was also a public holiday (Easter Monday).*

Please also note that there is currently no scenario in which more than three additional Day Futures are needed.

4.4.1.5 Unit of Volumes for Japanese Power Futures

The data field *UOM* shows MWh for Japanese Power Futures. This is not inherently wrong, as the field *ContractVol* shows the amount of MWh in a traded lot size. However, the price given under the data field *Px* is displayed in Y/kWh and not in Y/MWh.

4.4.1.6 Emission spot availability

Emission spot products can be retrieved via the derivatives endpoints, as this product is processed through the same underlying trading system as derivatives.

4.4.1.7 Trade IDs for derivatives instruments

Trade IDs for derivatives are unique in combination with *Shortcode*, *TradeType* (Exchange or Trade Registration), and *TradeDate*. They reset after each business day.

4.4.2 Gas Spot API

The Natural Gas Spot market enables trading of natural gas for immediate or near-term delivery at various European hubs. The Gas Spot API provides comprehensive real-time data on trading activities, reference information, top of book, intraday and end-of-day statistics and settlement information.

4.4.2.1 New Shortcodes

The API does not use legacy shortcodes for Gas Spot (e.g. GND1). The new shortcodes are a combination of *<marketarea>* and the *<abbreviation of the contract>*:

- **DA** = DayAhead (e.g. TTF**DA**)
- **SAT** = Saturday (THE**SAT**)
- **SUN** = Sunday (THE**SUN**)
- **BH** = Bank holiday (NBP**BH**)
- **DAY** = Individual Day (ETF**DAY**)
- **WE** = Weekend (THE**WE**)
- **WD** = WithinDay (TTF**WD**)
- **HOURLY** = Hourlys (TTF**HOURLY**)

4.4.2.2 The Gas Spot Day

The EEX Group DataSource REST API (v2) provides Gas Spot data based on the Gas Spot trading day logic. This means a trade of a DayAhead contract at 01:00am CE(S)T on 26 August 2025 will be considered for the trading day 25 August 2025. This will apply to all Gas Spot endpoints. E.g. the /stat/ endpoint which provides Open, High, Low prices and volumes considers all trades conducted between 03:00 am CE(S)T and 02:59 am CE(S)T on the next day (02:00 am to 1:59 am CE(S)T for Within Day contracts).

4.4.2.3 How a complete trade history is displayed in Gas Spot data

The complete history of a single trade can be tracked using the *GroupID* field.

4.4.2.4 How trade cancellations are displayed in Gas Spot data

Trade cancellations can be identified using the *UpdtAct* field, where cancelled trades are marked with the value "Delete".

4.4.2.5 How spread trades are displayed

A spread trade can be identified by the *Area* field containing a slash "/" (for example, ZTP/TTF), which indicates the spread instrument. To determine all components of the spread, refer to the *GroupID*; all rows sharing the same *GroupID* belong to the same spread, resulting in multiple entries. Within this group, the individual legs are distinguished by the field *FromBrokenSpread* set to "true", whereas the spread instrument itself has this field set to "false".

4.4.2.6 Area naming in the EEX Group DataSource REST API (v2)

In the API, the market area commonly referred to as OTE is represented as CZVTP. This designation should be used consistently when interacting with endpoints or interpreting area-related data.

4.4.2.7 Availability of Within-Day reference data

The provision of reference data is around 6:30 pm CE(S)T daily for the next calendar day. Since Within-Day contracts can be traded beyond the next calendar day the last two delivery hours of the Within-Day contracts are initially missing, however, they are completed by the next batch of reference data on the next calendar day making sure the reference data is available before the contracts become tradable.

4.4.2.8 Incorrect instrument data fields for some products / areas

The following discrepancies originate from incorrect values in the source system and will be corrected at the source. Certain products and areas currently show data fields that do not align with their contract specifications:

Product(s)	Area(s)	Issue
All	<ul style="list-style-type: none"> PVB CZ VTP 	Values for the fields <i>StartTm</i> and <i>EndTm</i> do not match contract specifications
All	All	HOURLY products with a <i>StartTm</i> value of 10:00 pm CE(S)T or 11:00 pm CE(S)T show an incorrect value for the field <i>DeliveryDay</i>
All	All	For within-day contracts, the <i>Start</i> and <i>End</i> timestamps do not represent the actual <i>DeliveryHours</i> range; they are fixed to 04:00–04:00 UTC or 05:00–05:00 UTC, depending on the time of year.

4.4.3 Auctions API

Auctions play a key role in the allocation of EU general allowances within the EU Emissions Trading System (EU ETS). The Auctions API provides information about emission allowance auctions, including auction schedules, results, and revenue details. This supports transparency and compliance for market participants involved in primary market auctions.

4.4.4 Index API

Indices are calculated values that reflect the performance or price trends of a group of instruments, such as natural gas or power. The Index API provides access to a variety of EEX indices and benchmarks, offering reliable reference prices and market signals for different commodities. These indices are based on transparent methodologies and real market data, supporting price discovery and market analysis. EEX Indices and Benchmark descriptions are documented on the EEX Website: <https://www.eex.com/en/market-data/indices-benchmark>

4.4.5 Transparency API

Transparency in energy markets is crucial for fair trading and regulatory compliance. The Transparency API supplies fundamental data on power and gas generation, consumption, outages, capacities, and urgent market messages (UMMs). This information supports regulatory reporting and helps market participants monitor and respond to market events in real time.

4.4.5.1 Available data types

The Transparency API allows users to receive real-time or delayed fundamental data directly from the EEX Transparency Platform.

The REST API is designed to be used by market participants, regulators, and other stakeholders to retrieve transparency data of the EEX Transparency Platform in a programmatic way.

Users can access the following data:

- Reference Data (/rd)
 - Company information
 - Facility information
 - Unit information
 - Capacity information

- Urgent Market Messages (/umm)
 - Non-availabilities for power and gas units
 - "Other Market information" as ad-hoc messages

- Time Series Data (/series)
 - Power Production
 - ActualInstalledCapacitySource
 - AvailableCapacity
 - AvailableCapacityHourly
 - NonUsableCapacity
 - NonUsableCapacityHourly
 - ForecastGenerationFuelTypeHourly
 - ForecastGenerationFuelType15min
 - ActualGenerationFuelTypeHourly
 - ActualGenerationFuelType15min
 - ActualGenerationUnitHourly
 - ActualGenerationUnit15min
 - ForecastRenewableGenerationTSO15min
 - ActualRenewableGeneration15min
 - EuroWind Renewables
 - ForecastRenewableGenerationEW15min
 - ActualRenewableGenerationEW15min
 - Power Storage
 - ActualPumpingCapacityCountry
 - ActualWorkingCapacityCountry
 - FillingLevel
 - Power Consumption
 - ActualPowerConsumptionCapacityCountry
 - ForecastPowerConsumptionCountryHourly
 - ActualPowerConsumptionCountryHourly
 - Gas Consumption
 - ActualGasConsumptionCapacityCountry
 - ForecastGasConsumptionCountry
 - ActualGasConsumptionCountry

4.4.5.2 Available data per country

	AT	AL	BE	CH	CZ	DE	DK	ES	FI	FR	GB	GR	IE	IT	HU	LT	LV	NL	PL	RO	SE
NonUsabilityProducer (POWER)	X	X	X	X	X	X	X	X		X	X	X	X	X	X			X	X	X	X
ActualInstalledCapacitySource	X	X	X	X	X	X	X	X		X	X	X	X	X	X			X	X	X	X
AvailableCapacity	X	X	X	X	X	X		X		X	X	X	X	X	X			X	X	X	X
AvailableCapacityHourly						X															
NonUsableCapacity	X	X	X	X	X	X	X	X		X	X	X	X	X	X			X	X	X	X
NonUsableCapacityHourly						X															
ActualGenerationFuelTypeHourly	X		X	X	X	X		X		X	X				X			X			
ActualGenerationFuelType15min	X					X															
ActualGenerationUnitHourly			X	X	X			X		X	X				X			X			
ActualGenerationUnit15min	X					X															
ForecastGenerationFuelTypeHourly			X	X	X			X		X	X				X			X			
ForecastGenerationFuelType15min	X					X															
ActualRenewableGenerationTSO15min	X					X		X		X	X			X							
ForecastRenewableGenerationTSO15min	X					X		X		X	X			X							
ActualRenewableGenerationEW15min	X					X		X		X	X			X							
ForecastRenewableGenerationEW15min	X					X		X		X	X			X							
NonUsabilityConsumption (POWER)						X															
ActualPowerConsumptionCapacityCountry						X															
ActualPowerConsumptionCountryHourly						X															
ForecastPowerConsumptionCountryHourly						X															
NonUsabilityStorage (POWER)	X			X		X						X									
ActualPumpingCapacityCountry	X			X		X						X	X								
ActualWorkingCapacityCountry	X			X		X						X	X								
FillingLevel	X			X		X															
NonUsability Consumption (NATGAS)	X				X	X	X		X					X		X	X				
ActualGasConsumptionCapacityCountry	X				X	X	X		X					X		X	X				
ActualGasConsumptionCountry	X				X	X															
ForecastGasConsumptionCountry	X				X	X															
NonUsabilityTransmission (NATGAS)						X															
NonUsabilityProduction (NATGAS)							X		X		X	X						X			
Reference Data (POWER)	X	X	X	X	X	X	X	X		X	X	X	X	X	X			X	X	X	X
Reference Data (NATGAS)	X				X	X	X	X	X	X				X		X	X	X			
Adhoc messages (OTHER)	X	X	X	X	X	X	X	X	X	X	X	X	X	X	X	X	X	X	X	X	X

4.4.5.3 Data publication frequency and time

	Publication frequency	Publication time
Non Usability Producer (POWER)	Continuous	Real-time
ActualInstalledCapacitySource	Daily	7:00 – 7:30 a.m. CE(S)T
AvailableCapacity	Daily	10:00 a.m. and 4 p.m. CE(S)T (only in case of updates)
AvailableCapacityHourly	Hourly	hh:15 (only in case of updates)
NonUsableCapacity	Hourly	hh:15 (only in case of updates)
NonUsableCapacityHourly	Hourly	hh:15 (only in case of updates)
ActualGenerationFuelTypeHourly	Hourly	hh:00
ActualGenerationFuelType15min	Hourly	hh:00
ActualGenerationUnitHourly	Daily	00:05 a.m. CE(S)T (D-5 Days)
ActualGenerationUnit15min	Daily	00:05 a.m. CE(S)T (D-5)
ForecastGenerationFuelTypeHourly	Daily	06:05 p.m. CE(S)T (D+1)
ForecastGenerationFuelType15min	Daily	06:05 p.m. CE(S)T (D+1)
ActualRenewableGenerationTSO15min	Hourly	hh:00 CE(S)T
ForecastRenewableGenerationTSO15min	Daily	06:05 p.m. CE(S)T
ActualRenewableGenerationEW15min	Hourly	hh:00 CE(S)T
ForecastRenewableGenerationEW15min	Daily	06:05 p.m. CE(S)T
Non Usability Consumption (POWER)	Continuous	Real-time
ActualPowerConsumptionCapacityCountry	Daily	7:00 – 7:30 a.m. CE(S)T
ActualPowerConsumptionCountryHourly	Hourly	hh:00 CE(S)T
ForecastPowerConsumptionCountryHourly	Daily	06:05 p.m. CE(S)T
Non Usability Storage (POWER)	Continuous	Real-time
ActualPumpingCapacityCountry	Daily	7:00 – 7:30 a.m. CE(S)T
ActualWorkingCapacityCountry	Daily	7:00 – 7:30 a.m. CE(S)T
FillingLevel	Daily	12:00 a.m. CE(S)T
Non Usability Consumption (NATGAS)	Continuous	Real-time
ActualGasConsumptionCapacityCountry	Daily	7:00 – 7:30 a.m. CE(S)T
ActualGasConsumptionCountry	Daily	12:00 a.m. CE(S)T
ForecastGasConsumptionCountry	Daily	06:05 p.m. CE(S)T
Non Usability Transmission (NATGAS)	Continuous	Real-time
Non Usability Production (NATGAS)	Continuous	Real-time
Reference Data	Daily	8:00 – 08:30 a.m. CE(S)T
Adhoc messages (OTHER)	Continuous	Real-time

4.4.5.4 Known issues

There are selective duplicates for 'EVENTS' and 'ADHOC' API endpoints due to double data migration. This issue is particularly prevalent in the years 2021 and 2022. The necessary clean-up work is already underway.

5. Good to know

5.1.1 Which OpenAPI version is supported?

The EEX Group DataSource REST API (v2) currently supports OpenAPI Specification version 3.0.x.

5.1.2 Case sensitivity

The EEX Group DataSource REST API (v2) is case sensitive; this means the commodity is “POWER” not “power” or “Power”. The reference */rd/* call provides all possible and correct values to structure API requests.

5.1.3 Shortcodes logic

The reference data endpoint provides the most complete and structured source for retrieving instrument shortcodes, including spread instruments. It serves as the primary reference for identifying shortcodes.

Alternatively, the EEX Product Code list [file](#) can be used as a supplementary resource. However, this file does not include shortcodes for inter-product spread instruments or the updated ones for gas spot products.

5.1.4 Final Settlement prices for selected power contracts not available

Final settlement prices for instruments affected by the [change in expiry date logic](#) will not be displayed.

This applies to instruments where the last delivery day falls on a weekend. In such cases, the expiry date is shifted to the next exchange day (typically the following Monday), which moves the expiry date outside the instrument’s maturity.

5.1.5 LNG settlement data

This data is currently not permitted for dissemination.

5.1.6 Agricultural Futures Units

Unit and contract volume for Agricultural Future are displayed incorrectly.

ShortCode	EEX Contract Specifications (Unit / Contract Volume)	EEX API (Unit / Contract Volume)
FABT	Tonnes / 5	KG / 5
FALM	Tonnes / 25	KG / 250
FAPP	Tonnes / 25	KG / 25
FASM	Tonnes / 5	KG / 5
FAWH	Tonnes / 5	KG / 5

6. Historical Data

The EEX Group DataSource REST API (v2) provides access to data starting from the following dates:

- Market data is available from 1 November 2020, except for the Global Carbon Index, which is available from November 2018
- Transparency data is available from 1 January 2019

The following table indicates the availability of data per thematic area and data object.

	2019	2020	2021	2022	2023	2024	2025
Market data							
Reference data		>Nov.	X	X	X	X	X
Settlement		>Nov.	X	X	X	X	X
Open Interest							>End of July
Trades		>Nov.	X	X	X	X	X
Top of Book (Derivatives only)							>End of July
Auction		>Nov.	X	X	X	X	X
Indices							
Market data indices	See 6.4						
Transparency data							
Urgent Market Messages	X	X	X	X	X	X	X
Time Series	X	X	X	X	X	X	X

Although the EEX Group DataSource REST API (v2) seeks to standardize all outputs, individual structural breaks cannot be completely excluded. Moreover, data gaps might be more specific than the above table suggest or exist by purpose. Those special cases are further explained in the below sections.

6.1 Derivatives

Derivatives data is available from November 2020.

6.1.1 Displaying of Settlement Prices in historical data

Before 2025, not every instrument was assigned with a settlement price.

In some cases, instruments without an assigned settlement price might be displayed with a placeholder value of 0.01.

For options, however, 0.01 may also represent a valid settlement price and should therefore not automatically be interpreted as a placeholder.

6.2 Gas Spot

Gas Spot data is available from November 2020. Please note that some market areas have been merged or discontinued over time. For details, refer to the following descriptions provided:

- The separate German market areas of Gaspool (GPL) and NetConnect Germany (NCG) were merged to Trading Hub Europe (THE) as of 1 October 2021. The Gas Spot API discontinues the GPL and NCG symbols and provides all tradable products under the new market area code THE from the merge date. The Derivatives API discontinues the GPL market area. However, tradable products for NCG market area were renamed for October 2021 with the existing symbols being unchanged.
- The Belgian market area of ZEE was discontinued as of 1 October 2023 and ZTP-L as of 1 September 2024.

6.3 Auctions

Auction data is available from November 2020. For all dates up to and including April 29, 2025, the reference data endpoints of the API only return the final AuctStatus of each auction (e.g. accepted). For all subsequent dates, the endpoints provide the full progression of AuctStatus changes along with their respective timestamps (e.g. published → opened → closed → accepted).

6.4 Indices

Index data is available from November 2020. Please note that some indices are available at a later stage. For details, refer to the descriptions provided below:

Index	Available from	Available until
EEX Environmentals Index – Carbon Border Adjustment Mechanism Reference Price: CBAM	January 2024	Ongoing
EEX Environmentals Index – European Carbon Index: ECarbix	November 2020	Ongoing
EEX Natural Gas Index – European Gas Index: EGIX	November 2020	Ongoing
EEX Natural Gas Index – European Gas Spot Index: EGSI	January 2023	Ongoing
EEX Agriculturals Indices	January 2021	Ongoing
EEX Environmentals Index – Global Carbon Index: GCI	November 2018	Ongoing
EEX Environmentals Index – Hydrogen Index: HYDRIX	May 2023	Ongoing
EEX Natural Gas Index – Monthly Index	November 2020	Ongoing
EEX Natural Gas Index – Within-Day Reference Price: WDRP	February 2021	Ongoing

7. Features under development

Some features are already visible in the API specification but are still under development. These features may not yet return data or may have limited functionality. We are actively working to make them fully available. EEX will communicate the availability. Below is an overview:

Feature	Endpoint(s)	Notes	Completion date
Gas Spot - Top of book data	/tob/spot/ /tobs/spot/	<ul style="list-style-type: none"> Endpoints are disabled but listed in the API documentation Returns HTTP response 404 with the message: "The requested resource was not found. Please check the URL and try again." 	
Gas Spot – fix wrong TradeDate for WE/SAT/SUN contracts	/trd/spot/NATGAS/ /trds/spot/NATGAS/	<ul style="list-style-type: none"> Trades happen between 01:00 and 02:00 UTC are assigned the wrong TradeDate, see here. Does not affect historical data before 1st January 2026. 	Finalized on 04.02.2026
Freight – settlement data	/spr/derivatives/ /sprs/derivatives/	<ul style="list-style-type: none"> Data is currently not accessible. It will become accessible for EEX trading members only. 	
Derivatives - NetOpenIntSz & NetOpenIntVol fields	/stat/derivatives/ /stats/derivatives/	<ul style="list-style-type: none"> Endpoints are activated but don't deliver values for these fields 	
Derivatives - Inter-product spreads with different commodities	All derivatives endpoints	<ul style="list-style-type: none"> When querying a spread instrument with <i>InstrumentType</i> = "Inter-Product Spread", the areas of all legs can be used as query parameters. Due to technical limitations, only the commodity of the first leg is currently supported. This is being worked on, with the goal of allowing the commodities of all legs as query parameters. 	

8. Support & Contact

Contact:

Data Sales & Customer Care

T +49 341 2156-288

datasource@eex-group.com

9. Useful links

- EEX DataSource Hub: <https://eds.eex-group.com/>
- EEX Webshop: <https://webshop.eex-group.com/>
- EEX DataSource Circulars: <https://smc-lp.s4hana.ondemand.com/eu/p/smQWC>
- EEX Glossary: <https://www.eex.com/en/glossary>
- EEX Settlement Price Procedure: <https://www.eex.com/en/trading-resources/trading-information/trading-forms-and-documentation>
- EEX Index: <https://www.eex.com/en/market-data/indices-benchmark/indices>
- EEX Benchmarks: <https://www.eex.com/en/market-data/indices-benchmark/benchmark>
- EEX Contract Specifications: <https://www.eex.com/en/trading-resources/trading-information/rules-and-regulations#342>