

| EUA Primary Auction Schedule | | |
|------------------------------|--|----------------------------|
| Auction Bidding Times | Call Trading Period | Payment and Delivery Dates |
| 09.00 am - 11.00 am CET | Spot Market - EU Primary Auction CAP2 - EUA | d+1 |
| 09.00 am - 11.00 am CET | Spot Market - German Primary Auction - EUA | d+1 |
| 09.00 am - 11.00 am CET | Spot Market - Polish Primary Auction CAP2 - EUA | d+1 |
| 01.00 pm - 03.00 pm CET | Spot Market - EU Primary Auction CAP2 - EUAA | d+1 |
| 01.00 pm - 03.00 pm CET | Spot Market - German Primary Auction - EUAA | d+1 |
| 01.00 pm - 03.00 pm CET | Spot Market - Polish Primary Auction CAP2 - EUAA | d+1 |

Document History





| Date | Version | Reason |
|------------|---------|--|
| 27.11.2017 | 1.0 | Initial publication of EUA Primary Auction calendars (without EUAA Primary auctions) |
| 28.11.2017 | 1.1 | Correction of the total 2018 volume of Poland on page 10 |
| 29.03.2018 | 1.2 | Adjustment of EUA Primary Auction calendar due to auction cancellation on 29th March |
| 07.05.2018 | 1.3 | Aviation auctions added to Primary Auction calendars |






Notification





*) As laid out in Annex 1 to the Auction Calendars, the timing of the auctions for Germany shall be considered indicative after the termination of the contract of that platform, which runs until 14 November 2018.






Although EEX won the tender of the German Federal Environment Agency for the next German auction platform, it has to undergo a formal assessment process of the European Commission before German auctions can start under the new mandate.





| Week 1 | Call Trading Period | Product Code | Trading Period | Volume | | Auction Name |
|------------------------|---------------------|--------------|----------------|--------|--|--------------|
| Monday 01-Jan-18 | New Year's Day | | | | | |
| Tuesday 02-Jan-18 | | | | | | |
| Wednesday 03-Jan-18 | | | | | | |
| Thursday 04-Jan-18 | | | | | | |
| Friday 05-Jan-18 | | | | | | |






| Week 2 | Call Trading Period | Product Code | Trading Period | Volume | | Auction Name |
|------------------------|---------------------|--------------|----------------|-----------|---|---|
| Monday 08-Jan-18 | 09.00 am - 11.00 am | T3PA | 3rd Period | 4.213.000 |  | Spot Market - EU Primary Auction CAP2 - EUA |
| Tuesday 09-Jan-18 | 09.00 am - 11.00 am | T3PA | 3rd Period | 4.213.000 |  | Spot Market - EU Primary Auction CAP2 - EUA |
| Wednesday 10-Jan-18 | | | | | | |
| Thursday 11-Jan-18 | 09.00 am - 11.00 am | T3PA | 3rd Period | 4.213.000 |  | Spot Market - EU Primary Auction CAP2 - EUA |
| Friday 12-Jan-18 | 09.00 am - 11.00 am | T3PA | 3rd Period | 4.360.000 |  | Spot Market - German Primary Auction - EUA |





| Week 3 | Call Trading Period | Product Code | Trading Period | Volume | | Auction Name |
|------------------------|---------------------|--------------|----------------|-----------|---|---|
| Monday 15-Jan-18 | 09.00 am - 11.00 am | T3PA | 3rd Period | 4.213.000 |  | Spot Market - EU Primary Auction CAP2 - EUA |
| Tuesday 16-Jan-18 | 09.00 am - 11.00 am | T3PA | 3rd Period | 4.213.000 |  | Spot Market - EU Primary Auction CAP2 - EUA |
| Wednesday 17-Jan-18 | 09.00 am - 11.00 am | T3PA | 3rd Period | 3.547.000 |  | Spot Market - Polish Primary Auction CAP2 - EUA |
| Thursday 18-Jan-18 | 09.00 am - 11.00 am | T3PA | 3rd Period | 4.213.000 |  | Spot Market - EU Primary Auction CAP2 - EUA |
| Friday 19-Jan-18 | 09.00 am - 11.00 am | T3PA | 3rd Period | 4.360.000 |  | Spot Market - German Primary Auction - EUA |






| Week 4 | Call Trading Period | Product Code | Trading Period | Volume | | Auction Name |
|------------------------|---------------------|--------------|----------------|-----------|---|---|
| Monday 22-Jan-18 | 09.00 am - 11.00 am | T3PA | 3rd Period | 4.213.000 |  | Spot Market - EU Primary Auction CAP2 - EUA |
| Tuesday 23-Jan-18 | 09.00 am - 11.00 am | T3PA | 3rd Period | 4.213.000 |  | Spot Market - EU Primary Auction CAP2 - EUA |
| Wednesday 24-Jan-18 | | | | | | |
| Thursday 25-Jan-18 | 09.00 am - 11.00 am | T3PA | 3rd Period | 4.213.000 |  | Spot Market - EU Primary Auction CAP2 - EUA |
| Friday 26-Jan-18 | 09.00 am - 11.00 am | T3PA | 3rd Period | 4.360.000 |  | Spot Market - German Primary Auction - EUA |





| Week 5 | Call Trading Period | Product Code | Trading Period | Volume | | Auction Name |
|------------------------|---------------------|--------------|----------------|-----------|---|---|
| Monday 29-Jan-18 | 09.00 am - 11.00 am | T3PA | 3rd Period | 4.213.000 |  | Spot Market - EU Primary Auction CAP2 - EUA |
| Tuesday 30-Jan-18 | 09.00 am - 11.00 am | T3PA | 3rd Period | 4.213.000 |  | Spot Market - EU Primary Auction CAP2 - EUA |
| Wednesday 31-Jan-18 | 09.00 am - 11.00 am | T3PA | 3rd Period | 3.547.000 |  | Spot Market - Polish Primary Auction CAP2 - EUA |
| Thursday 01-Feb-18 | 09.00 am - 11.00 am | T3PA | 3rd Period | 4.213.000 |  | Spot Market - EU Primary Auction CAP2 - EUA |
| Friday 02-Feb-18 | 09.00 am - 11.00 am | T3PA | 3rd Period | 4.360.000 |  | Spot Market - German Primary Auction - EUA |






| Week 6 | Call Trading Period | Product Code | Trading Period | Volume | | Auction Name |
|------------------------|---------------------|--------------|----------------|-----------|---|---|
| Monday 05-Feb-18 | 09.00 am - 11.00 am | T3PA | 3rd Period | 4.213.000 |  | Spot Market - EU Primary Auction CAP2 - EUA |
| Tuesday 06-Feb-18 | 09.00 am - 11.00 am | T3PA | 3rd Period | 4.213.000 |  | Spot Market - EU Primary Auction CAP2 - EUA |
| Wednesday 07-Feb-18 | | | | | | |
| Thursday 08-Feb-18 | 09.00 am - 11.00 am | T3PA | 3rd Period | 4.213.000 |  | Spot Market - EU Primary Auction CAP2 - EUA |
| Friday 09-Feb-18 | 09.00 am - 11.00 am | T3PA | 3rd Period | 4.360.000 |  | Spot Market - German Primary Auction - EUA |





| Week 7 | Call Trading Period | Product Code | Trading Period | Volume | | Auction Name |
|------------------------|---------------------|--------------|----------------|-----------|---|---|
| Monday 12-Feb-18 | 09.00 am - 11.00 am | T3PA | 3rd Period | 4.213.000 |  | Spot Market - EU Primary Auction CAP2 - EUA |
| Tuesday 13-Feb-18 | 09.00 am - 11.00 am | T3PA | 3rd Period | 4.213.000 |  | Spot Market - EU Primary Auction CAP2 - EUA |
| Wednesday 14-Feb-18 | 09.00 am - 11.00 am | T3PA | 3rd Period | 3.547.000 |  | Spot Market - Polish Primary Auction CAP2 - EUA |
| Thursday 15-Feb-18 | 09.00 am - 11.00 am | T3PA | 3rd Period | 4.213.000 |  | Spot Market - EU Primary Auction CAP2 - EUA |
| Friday 16-Feb-18 | 09.00 am - 11.00 am | T3PA | 3rd Period | 4.360.000 |  | Spot Market - German Primary Auction - EUA |





| Week 8 | Call Trading Period | Product Code | Trading Period | Volume | | Auction Name |
|------------------------|---------------------|--------------|----------------|-----------|---|---|
| Monday 19-Feb-18 | 09.00 am - 11.00 am | T3PA | 3rd Period | 4.213.000 |  | Spot Market - EU Primary Auction CAP2 - EUA |
| Tuesday 20-Feb-18 | 09.00 am - 11.00 am | T3PA | 3rd Period | 4.213.000 |  | Spot Market - EU Primary Auction CAP2 - EUA |
| Wednesday 21-Feb-18 | | | | | | |
| Thursday 22-Feb-18 | 09.00 am - 11.00 am | T3PA | 3rd Period | 4.213.000 |  | Spot Market - EU Primary Auction CAP2 - EUA |
| Friday 23-Feb-18 | 09.00 am - 11.00 am | T3PA | 3rd Period | 4.360.000 |  | Spot Market - German Primary Auction - EUA |




| Week 9 | Call Trading Period | Product Code | Trading Period | Volume | | Auction Name |
|------------------------|---------------------|--------------|----------------|-----------|---|---|
| Monday 26-Feb-18 | 09.00 am - 11.00 am | T3PA | 3rd Period | 4.213.000 |  | Spot Market - EU Primary Auction CAP2 - EUA |
| Tuesday 27-Feb-18 | 09.00 am - 11.00 am | T3PA | 3rd Period | 4.213.000 |  | Spot Market - EU Primary Auction CAP2 - EUA |
| Wednesday 28-Feb-18 | 09.00 am - 11.00 am | T3PA | 3rd Period | 3.547.000 |  | Spot Market - Polish Primary Auction CAP2 - EUA |
| Thursday 01-Mar-18 | 09.00 am - 11.00 am | T3PA | 3rd Period | 4.213.000 |  | Spot Market - EU Primary Auction CAP2 - EUA |
| Friday 02-Mar-18 | 09.00 am - 11.00 am | T3PA | 3rd Period | 4.360.000 |  | Spot Market - German Primary Auction - EUA |






| Week 10 | Call Trading Period | Product Code | Trading Period | Volume | | Auction Name |
|------------------------|---------------------|--------------|----------------|-----------|---|---|
| Monday 05-Mar-18 | 09.00 am - 11.00 am | T3PA | 3rd Period | 4.213.000 |  | Spot Market - EU Primary Auction CAP2 - EUA |
| Tuesday 06-Mar-18 | 09.00 am - 11.00 am | T3PA | 3rd Period | 4.213.000 |  | Spot Market - EU Primary Auction CAP2 - EUA |
| Wednesday 07-Mar-18 | | | | | | |
| Thursday 08-Mar-18 | 09.00 am - 11.00 am | T3PA | 3rd Period | 4.213.000 |  | Spot Market - EU Primary Auction CAP2 - EUA |
| Friday 09-Mar-18 | 09.00 am - 11.00 am | T3PA | 3rd Period | 4.360.000 |  | Spot Market - German Primary Auction - EUA |





| Week 11 | Call Trading Period | Product Code | Trading Period | Volume | | Auction Name |
|------------------------|---------------------|--------------|----------------|-----------|---|---|
| Monday 12-Mar-18 | 09.00 am - 11.00 am | T3PA | 3rd Period | 4.213.000 |  | Spot Market - EU Primary Auction CAP2 - EUA |
| Tuesday 13-Mar-18 | 09.00 am - 11.00 am | T3PA | 3rd Period | 4.213.000 |  | Spot Market - EU Primary Auction CAP2 - EUA |
| Wednesday 14-Mar-18 | 09.00 am - 11.00 am | T3PA | 3rd Period | 3.547.000 |  | Spot Market - Polish Primary Auction CAP2 - EUA |
| Thursday 15-Mar-18 | 09.00 am - 11.00 am | T3PA | 3rd Period | 4.213.000 |  | Spot Market - EU Primary Auction CAP2 - EUA |
| Friday 16-Mar-18 | 09.00 am - 11.00 am | T3PA | 3rd Period | 4.360.000 |  | Spot Market - German Primary Auction - EUA |






| Week 12 | Call Trading Period | Product Code | Trading Period | Volume | | Auction Name |
|------------------------|---------------------|--------------|----------------|-----------|---|---|
| Monday 19-Mar-18 | 09.00 am - 11.00 am | T3PA | 3rd Period | 4.213.000 |  | Spot Market - EU Primary Auction CAP2 - EUA |
| Tuesday 20-Mar-18 | 09.00 am - 11.00 am | T3PA | 3rd Period | 4.213.000 |  | Spot Market - EU Primary Auction CAP2 - EUA |
| Wednesday 21-Mar-18 | | | | | | |
| Thursday 22-Mar-18 | 09.00 am - 11.00 am | T3PA | 3rd Period | 4.213.000 |  | Spot Market - EU Primary Auction CAP2 - EUA |
| Friday 23-Mar-18 | 09.00 am - 11.00 am | T3PA | 3rd Period | 4.360.000 |  | Spot Market - German Primary Auction - EUA |




| Week 13 | Call Trading Period | Product Code | Trading Period | Volume | | Auction Name |
|------------------------|---------------------|--------------|----------------|-----------|---|---|
| Monday 26-Mar-18 | 09.00 am - 11.00 am | T3PA | 3rd Period | 4.213.000 |  | Spot Market - EU Primary Auction CAP2 - EUA |
| Tuesday 27-Mar-18 | 09.00 am - 11.00 am | T3PA | 3rd Period | 4.213.000 |  | Spot Market - EU Primary Auction CAP2 - EUA |
| Wednesday 28-Mar-18 | 09.00 am - 11.00 am | T3PA | 3rd Period | 3.547.000 |  | Spot Market - Polish Primary Auction CAP2 - EUA |
| Thursday 29-Mar-18 | 09.00 am - 11.00 am | T3PA | 3rd Period | 4.213.000 |  | Spot Market - EU Primary Auction CAP2 - EUA |
| Friday 30-Mar-18 | Good Friday | | | | | |



| Week 14 | Call Trading Period | Product Code | Trading Period | Volume | | Auction Name |
|------------------------|---------------------|--------------|----------------|-----------|---|---|
| Monday 02-Apr-18 | Easter Monday | | | | | |
| Tuesday 03-Apr-18 | 09.00 am - 11.00 am | T3PA | 3rd Period | 5.271.500 |  | Spot Market - EU Primary Auction CAP2 - EUA |
| Wednesday 04-Apr-18 | | | | | | |
| Thursday 05-Apr-18 | 09.00 am - 11.00 am | T3PA | 3rd Period | 5.267.000 |  | Spot Market - EU Primary Auction CAP2 - EUA |
| Friday 06-Apr-18 | 09.00 am - 11.00 am | T3PA | 3rd Period | 4.360.000 |  | Spot Market - German Primary Auction - EUA |





| Week 15 | Call Trading Period | Product Code | Trading Period | Volume | | Auction Name |
|------------------------|---------------------|--------------|----------------|-----------|---|---|
| Monday 09-Apr-18 | 09.00 am - 11.00 am | T3PA | 3rd Period | 5.264.500 |  | Spot Market - EU Primary Auction CAP2 - EUA |
| Tuesday 10-Apr-18 | 09.00 am - 11.00 am | T3PA | 3rd Period | 5.262.000 |  | Spot Market - EU Primary Auction CAP2 - EUA |
| Wednesday 11-Apr-18 | 09.00 am - 11.00 am | T3PA | 3rd Period | 3.547.000 |  | Spot Market - Polish Primary Auction CAP2 - EUA |
| Thursday 12-Apr-18 | 09.00 am - 11.00 am | T3PA | 3rd Period | 4.213.000 |  | Spot Market - EU Primary Auction CAP2 - EUA |
| Friday 13-Apr-18 | 09.00 am - 11.00 am | T3PA | 3rd Period | 4.360.000 |  | Spot Market - German Primary Auction - EUA |






| Week 16 | Call Trading Period | Product Code | Trading Period | Volume | | Auction Name |
|------------------------|---------------------|--------------|----------------|-----------|---|---|
| Monday 16-Apr-18 | 09.00 am - 11.00 am | T3PA | 3rd Period | 4.213.000 |  | Spot Market - EU Primary Auction CAP2 - EUA |
| Tuesday 17-Apr-18 | 09.00 am - 11.00 am | T3PA | 3rd Period | 4.213.000 |  | Spot Market - EU Primary Auction CAP2 - EUA |
| Wednesday 18-Apr-18 | | | | | | |
| Thursday 19-Apr-18 | 09.00 am - 11.00 am | T3PA | 3rd Period | 4.213.000 |  | Spot Market - EU Primary Auction CAP2 - EUA |
| Friday 20-Apr-18 | 09.00 am - 11.00 am | T3PA | 3rd Period | 4.360.000 |  | Spot Market - German Primary Auction - EUA |




| Week 17 | Call Trading Period | Product Code | Trading Period | Volume | | Auction Name |
|------------------------|---------------------|--------------|----------------|-----------|---|---|
| Monday 23-Apr-18 | 09.00 am - 11.00 am | T3PA | 3rd Period | 4.213.000 |  | Spot Market - EU Primary Auction CAP2 - EUA |
| Tuesday 24-Apr-18 | 09.00 am - 11.00 am | T3PA | 3rd Period | 4.213.000 |  | Spot Market - EU Primary Auction CAP2 - EUA |
| Wednesday 25-Apr-18 | 09.00 am - 11.00 am | T3PA | 3rd Period | 3.547.000 |  | Spot Market - Polish Primary Auction CAP2 - EUA |
| Thursday 26-Apr-18 | 09.00 am - 11.00 am | T3PA | 3rd Period | 4.213.000 |  | Spot Market - EU Primary Auction CAP2 - EUA |
| Friday 27-Apr-18 | 09.00 am - 11.00 am | T3PA | 3rd Period | 4.360.000 |  | Spot Market - German Primary Auction - EUA |






| Week 18 | Call Trading Period | Product Code | Trading Period | Volume | | Auction Name |
|------------------------|---------------------|--------------|----------------|-----------|---|---|
| Monday 30-Apr-18 | 09.00 am - 11.00 am | T3PA | 3rd Period | 4.213.000 |  | Spot Market - EU Primary Auction CAP2 - EUA |
| Tuesday 01-May-18 | Labour Day | | | | | |
| Wednesday 02-May-18 | | | | | | |
| Thursday 03-May-18 | 09.00 am - 11.00 am | T3PA | 3rd Period | 4.213.000 |  | Spot Market - EU Primary Auction CAP2 - EUA |
| Friday 04-May-18 | 09.00 am - 11.00 am | T3PA | 3rd Period | 4.360.000 |  | Spot Market - German Primary Auction - EUA |





| Week 19 | Call Trading Period | Product Code | Trading Period | Volume | | Auction Name |
|------------------------|------------------------|--------------|----------------|-----------|---|---|
| Monday 07-May-18 | Early May Bank Holiday | | | | | |
| Tuesday 08-May-18 | 09.00 am - 11.00 am | T3PA | 3rd Period | 4.213.000 |  | Spot Market - EU Primary Auction CAP2 - EUA |
| Wednesday 09-May-18 | 09.00 am - 11.00 am | T3PA | 3rd Period | 3.547.000 |  | Spot Market - Polish Primary Auction CAP2 - EUA |
| Thursday 10-May-18 | Ascension Day | | | | | |
| Friday 11-May-18 | | | | | | |






| Week 20 | Call Trading Period | Product Code | Trading Period | Volume | | Auction Name |
|------------------------|---------------------|--------------|----------------|-----------|---|---|
| Monday 14-May-18 | 09.00 am - 11.00 am | T3PA | 3rd Period | 4.213.000 |  | Spot Market - EU Primary Auction CAP2 - EUA |
| Tuesday 15-May-18 | 09.00 am - 11.00 am | T3PA | 3rd Period | 4.213.000 |  | Spot Market - EU Primary Auction CAP2 - EUA |
| Wednesday 16-May-18 | | | | | | |
| Thursday 17-May-18 | 09.00 am - 11.00 am | T3PA | 3rd Period | 4.213.000 |  | Spot Market - EU Primary Auction CAP2 - EUA |
| Friday 18-May-18 | 09.00 am - 11.00 am | T3PA | 3rd Period | 4.360.000 |  | Spot Market - German Primary Auction - EUA |





| Week 21 | Call Trading Period | Product Code | Trading Period | Volume | | Auction Name |
|------------------------|---------------------|--------------|----------------|-----------|---|---|
| Monday 21-May-18 | Whit Monday | | | | | |
| Tuesday 22-May-18 | 09.00 am - 11.00 am | T3PA | 3rd Period | 4.213.000 |  | Spot Market - EU Primary Auction CAP2 - EUA |
| Wednesday 23-May-18 | 09.00 am - 11.00 am | T3PA | 3rd Period | 3.547.000 |  | Spot Market - Polish Primary Auction CAP2 - EUA |
| | 01.00 pm - 03.00 pm | EAA3 | 3rd Period | 958.000 |  | Spot Market - EU Primary Auction CAP2 - EUAA |
| Thursday 24-May-18 | 09.00 am - 11.00 am | T3PA | 3rd Period | 4.213.000 |  | Spot Market - EU Primary Auction CAP2 - EUA |
| Friday 25-May-18 | 09.00 am - 11.00 am | T3PA | 3rd Period | 4.360.000 |  | Spot Market - German Primary Auction - EUA |






| Week 22 | Call Trading Period | Product Code | Trading Period | Volume | | Auction Name |
|------------------------|---------------------|--------------|----------------|-----------|---|---|
| Monday 28-May-18 | Spring Bank Holiday | | | | | |
| Tuesday 29-May-18 | 09.00 am - 11.00 am | T3PA | 3rd Period | 4.213.000 |  | Spot Market - EU Primary Auction CAP2 - EUA |
| Wednesday 30-May-18 | | | | | | |
| Thursday 31-May-18 | 09.00 am - 11.00 am | T3PA | 3rd Period | 4.213.000 |  | Spot Market - EU Primary Auction CAP2 - EUA |
| Friday 01-Jun-18 | 09.00 am - 11.00 am | T3PA | 3rd Period | 4.360.000 |  | Spot Market - German Primary Auction - EUA |





| Week 23 | Call Trading Period | Product Code | Trading Period | Volume | | Auction Name |
|------------------------|---------------------|--------------|----------------|-----------|---|---|
| Monday 04-Jun-18 | 09.00 am - 11.00 am | T3PA | 3rd Period | 4.213.000 |  | Spot Market - EU Primary Auction CAP2 - EUA |
| Tuesday 05-Jun-18 | 09.00 am - 11.00 am | T3PA | 3rd Period | 4.213.000 |  | Spot Market - EU Primary Auction CAP2 - EUA |
| Wednesday 06-Jun-18 | 09.00 am - 11.00 am | T3PA | 3rd Period | 3.547.000 |  | Spot Market - Polish Primary Auction CAP2 - EUA |
| Thursday 07-Jun-18 | 09.00 am - 11.00 am | T3PA | 3rd Period | 4.213.000 |  | Spot Market - EU Primary Auction CAP2 - EUA |
| Friday 08-Jun-18 | 09.00 am - 11.00 am | T3PA | 3rd Period | 4.360.000 |  | Spot Market - German Primary Auction - EUA |






| Week 24 | Call Trading Period | Product Code | Trading Period | Volume | | Auction Name |
|------------------------|---------------------|--------------|----------------|-----------|---|---|
| Monday 11-Jun-18 | 09.00 am - 11.00 am | T3PA | 3rd Period | 4.213.000 |  | Spot Market - EU Primary Auction CAP2 - EUA |
| Tuesday 12-Jun-18 | 09.00 am - 11.00 am | T3PA | 3rd Period | 4.213.000 |  | Spot Market - EU Primary Auction CAP2 - EUA |
| Wednesday 13-Jun-18 | | | | | | |
| Thursday 14-Jun-18 | 09.00 am - 11.00 am | T3PA | 3rd Period | 4.213.000 |  | Spot Market - EU Primary Auction CAP2 - EUA |
| Friday 15-Jun-18 | 09.00 am - 11.00 am | T3PA | 3rd Period | 4.360.000 |  | Spot Market - German Primary Auction - EUA |





| Week 25 | Call Trading Period | Product Code | Trading Period | Volume | | Auction Name |
|------------------------|--|--------------|--------------------------|----------------------|---|---|
| Monday 18-Jun-18 | 09.00 am - 11.00 am | T3PA | 3rd Period | 4.213.000 |  | Spot Market - EU Primary Auction CAP2 - EUA |
| Tuesday 19-Jun-18 | 09.00 am - 11.00 am | T3PA | 3rd Period | 4.213.000 |  | Spot Market - EU Primary Auction CAP2 - EUA |
| Wednesday 20-Jun-18 | 09.00 am - 11.00 am 01.00 pm - 03.00 pm | T3PA EAA3 | 3rd Period 3rd Period | 3.547.000 112.000 |  | Spot Market - Polish Primary Auction CAP2 - EUA Spot Market - Polish Primary Auction CAP2 - EUAA |
| Thursday 21-Jun-18 | 09.00 am - 11.00 am | T3PA | 3rd Period | 4.213.000 |  | Spot Market - EU Primary Auction CAP2 - EUA |
| Friday 22-Jun-18 | 09.00 am - 11.00 am | T3PA | 3rd Period | 4.360.000 |  | Spot Market - German Primary Auction - EUA |






| Week 26 | Call Trading Period | Product Code | Trading Period | Volume | | Auction Name |
|------------------------|---------------------|--------------|----------------|-----------|---|---|
| Monday 25-Jun-18 | 09.00 am - 11.00 am | T3PA | 3rd Period | 4.213.000 |  | Spot Market - EU Primary Auction CAP2 - EUA |
| Tuesday 26-Jun-18 | 09.00 am - 11.00 am | T3PA | 3rd Period | 4.213.000 |  | Spot Market - EU Primary Auction CAP2 - EUA |
| Wednesday 27-Jun-18 | | | | | | |
| Thursday 28-Jun-18 | 09.00 am - 11.00 am | T3PA | 3rd Period | 4.213.000 |  | Spot Market - EU Primary Auction CAP2 - EUA |
| Friday 29-Jun-18 | 09.00 am - 11.00 am | T3PA | 3rd Period | 4.360.000 |  | Spot Market - German Primary Auction - EUA |





| Week 27 | Call Trading Period | Product Code | Trading Period | Volume | | Auction Name |
|------------------------|---------------------|--------------|----------------|-----------|---|---|
| Monday 02-Jul-18 | 09.00 am - 11.00 am | T3PA | 3rd Period | 4.213.000 |  | Spot Market - EU Primary Auction CAP2 - EUA |
| Tuesday 03-Jul-18 | 09.00 am - 11.00 am | T3PA | 3rd Period | 4.213.000 |  | Spot Market - EU Primary Auction CAP2 - EUA |
| Wednesday 04-Jul-18 | 09.00 am - 11.00 am | T3PA | 3rd Period | 3.547.000 |  | Spot Market - Polish Primary Auction CAP2 - EUA |
| Thursday 05-Jul-18 | 09.00 am - 11.00 am | T3PA | 3rd Period | 4.213.000 |  | Spot Market - EU Primary Auction CAP2 - EUA |
| Friday 06-Jul-18 | 09.00 am - 11.00 am | T3PA | 3rd Period | 4.360.000 |  | Spot Market - German Primary Auction - EUA |





| Week 28 | Call Trading Period | Product Code | Trading Period | Volume | | Auction Name |
|------------------------|---------------------|--------------|----------------|-----------|---|---|
| Monday 09-Jul-18 | 09.00 am - 11.00 am | T3PA | 3rd Period | 4.213.000 |  | Spot Market - EU Primary Auction CAP2 - EUA |
| Tuesday 10-Jul-18 | 09.00 am - 11.00 am | T3PA | 3rd Period | 4.213.000 |  | Spot Market - EU Primary Auction CAP2 - EUA |
| Wednesday 11-Jul-18 | | | | | | |
| Thursday 12-Jul-18 | 09.00 am - 11.00 am | T3PA | 3rd Period | 4.213.000 |  | Spot Market - EU Primary Auction CAP2 - EUA |
| Friday 13-Jul-18 | 09.00 am - 11.00 am | T3PA | 3rd Period | 4.360.000 |  | Spot Market - German Primary Auction - EUA |





| Week 29 | Call Trading Period | Product Code | Trading Period | Volume | | Auction Name |
|------------------------|--|--------------|--------------------------|----------------------|---|---|
| Monday 16-Jul-18 | 09.00 am - 11.00 am | T3PA | 3rd Period | 4.213.000 |  | Spot Market - EU Primary Auction CAP2 - EUA |
| Tuesday 17-Jul-18 | 09.00 am - 11.00 am | T3PA | 3rd Period | 4.213.000 |  | Spot Market - EU Primary Auction CAP2 - EUA |
| Wednesday 18-Jul-18 | 09.00 am - 11.00 am 01.00 pm - 03.00 pm | T3PA EAA3 | 3rd Period 3rd Period | 3.547.000 958.000 |  | Spot Market - Polish Primary Auction CAP2 - EUA Spot Market - EU Primary Auction CAP2 - EUAA |
| Thursday 19-Jul-18 | 09.00 am - 11.00 am | T3PA | 3rd Period | 4.213.000 |  | Spot Market - EU Primary Auction CAP2 - EUA |
| Friday 20-Jul-18 | 09.00 am - 11.00 am | T3PA | 3rd Period | 4.360.000 |  | Spot Market - German Primary Auction - EUA |





| Week 30 | Call Trading Period | Product Code | Trading Period | Volume | | Auction Name |
|------------------------|---------------------|--------------|----------------|-----------|---|---|
| Monday 23-Jul-18 | 09.00 am - 11.00 am | T3PA | 3rd Period | 4.213.000 |  | Spot Market - EU Primary Auction CAP2 - EUA |
| Tuesday 24-Jul-18 | 09.00 am - 11.00 am | T3PA | 3rd Period | 4.213.000 |  | Spot Market - EU Primary Auction CAP2 - EUA |
| Wednesday 25-Jul-18 | | | | | | |
| Thursday 26-Jul-18 | 09.00 am - 11.00 am | T3PA | 3rd Period | 4.213.000 |  | Spot Market - EU Primary Auction CAP2 - EUA |
| Friday 27-Jul-18 | 09.00 am - 11.00 am | T3PA | 3rd Period | 4.360.000 |  | Spot Market - German Primary Auction - EUA |




| Week 31 | Call Trading Period | Product Code | Trading Period | Volume | | Auction Name |
|------------------------|---------------------|--------------|----------------|-----------|---|---|
| Monday 30-Jul-18 | 09.00 am - 11.00 am | T3PA | 3rd Period | 4.213.000 |  | Spot Market - EU Primary Auction CAP2 - EUA |
| Tuesday 31-Jul-18 | 09.00 am - 11.00 am | T3PA | 3rd Period | 4.213.000 |  | Spot Market - EU Primary Auction CAP2 - EUA |
| Wednesday 01-Aug-18 | 09.00 am - 11.00 am | T3PA | 3rd Period | 1.773.500 |  | Spot Market - Polish Primary Auction CAP2 - EUA |
| Thursday 02-Aug-18 | 09.00 am - 11.00 am | T3PA | 3rd Period | 2.104.000 |  | Spot Market - EU Primary Auction CAP2 - EUA |
| Friday 03-Aug-18 | 09.00 am - 11.00 am | T3PA | 3rd Period | 2.180.000 |  | Spot Market - German Primary Auction - EUA |







| Week 32 | Call Trading Period | Product Code | Trading Period | Volume | | Auction Name |
|------------------------|---------------------|--------------|----------------|-----------|---|---|
| Monday 06-Aug-18 | 09.00 am - 11.00 am | T3PA | 3rd Period | 2.104.000 |  | Spot Market - EU Primary Auction CAP2 - EUA |
| Tuesday 07-Aug-18 | 09.00 am - 11.00 am | T3PA | 3rd Period | 2.104.000 |  | Spot Market - EU Primary Auction CAP2 - EUA |
| Wednesday 08-Aug-18 | | | | | | |
| Thursday 09-Aug-18 | 09.00 am - 11.00 am | T3PA | 3rd Period | 2.104.000 |  | Spot Market - EU Primary Auction CAP2 - EUA |
| Friday 10-Aug-18 | 09.00 am - 11.00 am | T3PA | 3rd Period | 2.180.000 |  | Spot Market - German Primary Auction - EUA |





| Week 33 | Call Trading Period | Product Code | Trading Period | Volume | | Auction Name |
|------------------------|---------------------|--------------|----------------|-----------|---|---|
| Monday 13-Aug-18 | 09.00 am - 11.00 am | T3PA | 3rd Period | 2.104.000 |  | Spot Market - EU Primary Auction CAP2 - EUA |
| Tuesday 14-Aug-18 | 09.00 am - 11.00 am | T3PA | 3rd Period | 2.104.000 |  | Spot Market - EU Primary Auction CAP2 - EUA |
| Wednesday 15-Aug-18 | Assumption Day | | | | | |
| Thursday 16-Aug-18 | 09.00 am - 11.00 am | T3PA | 3rd Period | 2.104.000 |  | Spot Market - EU Primary Auction CAP2 - EUA |
| Friday 17-Aug-18 | 09.00 am - 11.00 am | T3PA | 3rd Period | 2.180.000 |  | Spot Market - German Primary Auction - EUA |






| Week 34 | Call Trading Period | Product Code | Trading Period | Volume | | Auction Name |
|------------------------|---------------------|--------------|----------------|-----------|---|---|
| Monday 20-Aug-18 | 09.00 am - 11.00 am | T3PA | 3rd Period | 2.104.000 |  | Spot Market - EU Primary Auction CAP2 - EUA |
| Tuesday 21-Aug-18 | 09.00 am - 11.00 am | T3PA | 3rd Period | 2.104.000 |  | Spot Market - EU Primary Auction CAP2 - EUA |
| Wednesday 22-Aug-18 | | | | | | |
| Thursday 23-Aug-18 | 09.00 am - 11.00 am | T3PA | 3rd Period | 2.104.000 |  | Spot Market - EU Primary Auction CAP2 - EUA |
| Friday 24-Aug-18 | 09.00 am - 11.00 am | T3PA | 3rd Period | 2.180.000 |  | Spot Market - German Primary Auction - EUA |





| Week 35 | Call Trading Period | Product Code | Trading Period | Volume | | Auction Name |
|------------------------|---------------------|--------------|----------------|-----------|---|---|
| Monday 27-Aug-18 | Summer Bank Holiday | | | | | |
| Tuesday 28-Aug-18 | 09.00 am - 11.00 am | T3PA | 3rd Period | 2.104.000 |  | Spot Market - EU Primary Auction CAP2 - EUA |
| Wednesday 29-Aug-18 | 09.00 am - 11.00 am | T3PA | 3rd Period | 1.773.500 |  | Spot Market - Polish Primary Auction CAP2 - EUA |
| Thursday 30-Aug-18 | 09.00 am - 11.00 am | T3PA | 3rd Period | 2.104.000 |  | Spot Market - EU Primary Auction CAP2 - EUA |
| Friday 31-Aug-18 | 09.00 am - 11.00 am | T3PA | 3rd Period | 2.180.000 |  | Spot Market - German Primary Auction - EUA |







| Week 36 | Call Trading Period | Product Code | Trading Period | Volume | | Auction Name |
|------------------------|-----------------------|--------------|----------------|-----------|---|---|
| Monday 03-Sep-18 | 09.00 am - 11.00 am | T3PA | 3rd Period | 4.213.000 |  | Spot Market - EU Primary Auction CAP2 - EUA |
| Tuesday 04-Sep-18 | 09.00 am - 11.00 am | T3PA | 3rd Period | 4.213.000 |  | Spot Market - EU Primary Auction CAP2 - EUA |
| Wednesday 05-Sep-18 | | | | | | |
| Thursday 06-Sep-18 | Working Committee EEX | | | | | |
| Friday 07-Sep-18 | 09.00 am - 11.00 am | T3PA | 3rd Period | 4.360.000 |  | Spot Market - German Primary Auction - EUA |





| Week 37 | Call Trading Period | Product Code | Trading Period | Volume | | Auction Name |
|------------------------|--|--------------|--------------------------|----------------------|--|---|
| Monday 10-Sep-18 | 09.00 am - 11.00 am | T3PA | 3rd Period | 4.213.000 |  | Spot Market - EU Primary Auction CAP2 - EUA |
| Tuesday 11-Sep-18 | 09.00 am - 11.00 am | T3PA | 3rd Period | 4.213.000 |  | Spot Market - EU Primary Auction CAP2 - EUA |
| Wednesday 12-Sep-18 | 09.00 am - 11.00 am 01.00 pm - 03.00 pm | T3PA EAA3 | 3rd Period 3rd Period | 3.547.000 958.000 |   | Spot Market - Polish Primary Auction CAP2 - EUA Spot Market - EU Primary Auction CAP2 - EUAA |
| Thursday 13-Sep-18 | 09.00 am - 11.00 am | T3PA | 3rd Period | 4.213.000 |  | Spot Market - EU Primary Auction CAP2 - EUA |
| Friday 14-Sep-18 | 09.00 am - 11.00 am | T3PA | 3rd Period | 4.360.000 |  | Spot Market - German Primary Auction - EUA |






| Week 38 | Call Trading Period | Product Code | Trading Period | Volume | | Auction Name |
|------------------------|---------------------|--------------|----------------|-----------|---|---|
| Monday 17-Sep-18 | 09.00 am - 11.00 am | T3PA | 3rd Period | 4.213.000 |  | Spot Market - EU Primary Auction CAP2 - EUA |
| Tuesday 18-Sep-18 | 09.00 am - 11.00 am | T3PA | 3rd Period | 4.213.000 |  | Spot Market - EU Primary Auction CAP2 - EUA |
| Wednesday 19-Sep-18 | | | | | | |
| Thursday 20-Sep-18 | 09.00 am - 11.00 am | T3PA | 3rd Period | 4.213.000 |  | Spot Market - EU Primary Auction CAP2 - EUA |
| Friday 21-Sep-18 | 09.00 am - 11.00 am | T3PA | 3rd Period | 4.360.000 |  | Spot Market - German Primary Auction - EUA |





| Week 39 | Call Trading Period | Product Code | Trading Period | Volume | | Auction Name |
|------------------------|---------------------|--------------|----------------|-----------|---|---|
| Monday 24-Sep-18 | 09.00 am - 11.00 am | T3PA | 3rd Period | 4.213.000 |  | Spot Market - EU Primary Auction CAP2 - EUA |
| Tuesday 25-Sep-18 | 09.00 am - 11.00 am | T3PA | 3rd Period | 4.213.000 |  | Spot Market - EU Primary Auction CAP2 - EUA |
| Wednesday 26-Sep-18 | 09.00 am - 11.00 am | T3PA | 3rd Period | 3.547.000 |  | Spot Market - Polish Primary Auction CAP2 - EUA |
| Thursday 27-Sep-18 | 09.00 am - 11.00 am | T3PA | 3rd Period | 4.213.000 |  | Spot Market - EU Primary Auction CAP2 - EUA |
| Friday 28-Sep-18 | 09.00 am - 11.00 am | T3PA | 3rd Period | 4.360.000 |  | Spot Market - German Primary Auction - EUA |






| Week 40 | Call Trading Period | Product Code | Trading Period | Volume | | Auction Name |
|------------------------|---------------------|--------------|----------------|-----------|---|---|
| Monday 01-Oct-18 | 09.00 am - 11.00 am | T3PA | 3rd Period | 4.213.000 |  | Spot Market - EU Primary Auction CAP2 - EUA |
| Tuesday 02-Oct-18 | 09.00 am - 11.00 am | T3PA | 3rd Period | 4.213.000 |  | Spot Market - EU Primary Auction CAP2 - EUA |
| Wednesday 03-Oct-18 | | | | | | |
| Thursday 04-Oct-18 | 09.00 am - 11.00 am | T3PA | 3rd Period | 4.213.000 |  | Spot Market - EU Primary Auction CAP2 - EUA |
| Friday 05-Oct-18 | 09.00 am - 11.00 am | T3PA | 3rd Period | 4.360.000 |  | Spot Market - German Primary Auction - EUA |





| Week 41 | Call Trading Period | Product Code | Trading Period | Volume | | Auction Name |
|------------------------|--|--------------|--------------------------|----------------------|--|--|
| Monday 08-Oct-18 | 09.00 am - 11.00 am | T3PA | 3rd Period | 4.213.000 |  | Spot Market - EU Primary Auction CAP2 - EUA |
| Tuesday 09-Oct-18 | 09.00 am - 11.00 am | T3PA | 3rd Period | 4.213.000 |  | Spot Market - EU Primary Auction CAP2 - EUA |
| Wednesday 10-Oct-18 | 09.00 am - 11.00 am 01.00 pm - 03.00 pm | T3PA EAA3 | 3rd Period 3rd Period | 3.547.000 800.500 |   | Spot Market - Polish Primary Auction CAP2 - EUA Spot Market - German Primary Auction - EUAA |
| Thursday 11-Oct-18 | 09.00 am - 11.00 am | T3PA | 3rd Period | 4.213.000 |  | Spot Market - EU Primary Auction CAP2 - EUA |
| Friday 12-Oct-18 | 09.00 am - 11.00 am | T3PA | 3rd Period | 4.360.000 |  | Spot Market - German Primary Auction - EUA |







| Week 42 | Call Trading Period | Product Code | Trading Period | Volume | | Auction Name |
|------------------------|---------------------|--------------|----------------|-----------|---|---|
| Monday 15-Oct-18 | 09.00 am - 11.00 am | T3PA | 3rd Period | 4.213.000 |  | Spot Market - EU Primary Auction CAP2 - EUA |
| Tuesday 16-Oct-18 | 09.00 am - 11.00 am | T3PA | 3rd Period | 4.213.000 |  | Spot Market - EU Primary Auction CAP2 - EUA |
| Wednesday 17-Oct-18 | | | | | | |
| Thursday 18-Oct-18 | 09.00 am - 11.00 am | T3PA | 3rd Period | 4.213.000 |  | Spot Market - EU Primary Auction CAP2 - EUA |
| Friday 19-Oct-18 | 09.00 am - 11.00 am | T3PA | 3rd Period | 4.360.000 |  | Spot Market - German Primary Auction - EUA |





| Week 43 | Call Trading Period | Product Code | Trading Period | Volume | | Auction Name |
|------------------------|---------------------|--------------|----------------|-----------|---|---|
| Monday 22-Oct-18 | 09.00 am - 11.00 am | T3PA | 3rd Period | 4.213.000 |  | Spot Market - EU Primary Auction CAP2 - EUA |
| Tuesday 23-Oct-18 | 09.00 am - 11.00 am | T3PA | 3rd Period | 4.213.000 |  | Spot Market - EU Primary Auction CAP2 - EUA |
| Wednesday 24-Oct-18 | 09.00 am - 11.00 am | T3PA | 3rd Period | 3.547.000 |  | Spot Market - Polish Primary Auction CAP2 - EUA |
| Thursday 25-Oct-18 | 09.00 am - 11.00 am | T3PA | 3rd Period | 4.213.000 |  | Spot Market - EU Primary Auction CAP2 - EUA |
| Friday 26-Oct-18 | 09.00 am - 11.00 am | T3PA | 3rd Period | 4.360.000 |  | Spot Market - German Primary Auction - EUA |






| Week 44 | Call Trading Period | Product Code | Trading Period | Volume | | Auction Name |
|------------------------|---------------------|--------------|----------------|-----------|---|---|
| Monday 29-Oct-18 | 09.00 am - 11.00 am | T3PA | 3rd Period | 4.213.000 |  | Spot Market - EU Primary Auction CAP2 - EUA |
| Tuesday 30-Oct-18 | 09.00 am - 11.00 am | T3PA | 3rd Period | 4.213.000 |  | Spot Market - EU Primary Auction CAP2 - EUA |
| Wednesday 31-Oct-18 | | | | | | |
| Thursday 01-Nov-18 | 09.00 am - 11.00 am | T3PA | 3rd Period | 4.213.000 |  | Spot Market - EU Primary Auction CAP2 - EUA |
| Friday 02-Nov-18 | 09.00 am - 11.00 am | T3PA | 3rd Period | 4.360.000 |  | Spot Market - German Primary Auction - EUA |





| Week 45 | Call Trading Period | Product Code | Trading Period | Volume | | Auction Name |
|------------------------|---------------------|--------------|----------------|-----------|---|---|
| Monday 05-Nov-18 | 09.00 am - 11.00 am | T3PA | 3rd Period | 4.213.000 |  | Spot Market - EU Primary Auction CAP2 - EUA |
| Tuesday 06-Nov-18 | 09.00 am - 11.00 am | T3PA | 3rd Period | 4.213.000 |  | Spot Market - EU Primary Auction CAP2 - EUA |
| Wednesday 07-Nov-18 | 09.00 am - 11.00 am | T3PA | 3rd Period | 3.547.000 |  | Spot Market - Polish Primary Auction CAP2 - EUA |
| Thursday 08-Nov-18 | 09.00 am - 11.00 am | T3PA | 3rd Period | 4.213.000 |  | Spot Market - EU Primary Auction CAP2 - EUA |
| Friday 09-Nov-18 | 09.00 am - 11.00 am | T3PA | 3rd Period | 4.360.000 |  | Spot Market - German Primary Auction - EUA |


| Week 46 | Call Trading Period | Product Code | Trading Period | Volume | | Auction Name |
|------------------------|---------------------|--------------|----------------|-----------|---|---|
| Monday 12-Nov-18 | 09.00 am - 11.00 am | T3PA | 3rd Period | 4.213.000 |  | Spot Market - EU Primary Auction CAP2 - EUA |
| Tuesday 13-Nov-18 | 09.00 am - 11.00 am | T3PA | 3rd Period | 4.213.000 |  | Spot Market - EU Primary Auction CAP2 - EUA |
| Wednesday 14-Nov-18 | | | | | | |
| Thursday 15-Nov-18 | 09.00 am - 11.00 am | T3PA | 3rd Period | 4.213.000 |  | Spot Market - EU Primary Auction CAP2 - EUA |
| Friday 16-Nov-18 | 09.00 am - 11.00 am | T3PA | 3rd Period | 4.360.000 |  | Spot Market - German Primary Auction - EUA |

| Week 47 | Call Trading Period | Product Code | Trading Period | Volume | | Auction Name |
|------------------------|--|--------------|--------------------------|----------------------|--|---|
| Monday 19-Nov-18 | 09.00 am - 11.00 am | T3PA | 3rd Period | 4.213.000 |  | Spot Market - EU Primary Auction CAP2 - EUA |
| Tuesday 20-Nov-18 | 09.00 am - 11.00 am | T3PA | 3rd Period | 4.213.000 |  | Spot Market - EU Primary Auction CAP2 - EUA |
| Wednesday 21-Nov-18 | 09.00 am - 11.00 am 01.00 pm - 03.00 pm | T3PA EAA3 | 3rd Period 3rd Period | 3.547.000 955.000 |   | Spot Market - Polish Primary Auction CAP2 - EUA Spot Market - EU Primary Auction CAP2 - EUAA |
| Thursday 22-Nov-18 | 09.00 am - 11.00 am | T3PA | 3rd Period | 4.213.000 |  | Spot Market - EU Primary Auction CAP2 - EUA |
| Friday 23-Nov-18 | 09.00 am - 11.00 am | T3PA | 3rd Period | 4.360.000 |  | Spot Market - German Primary Auction - EUA |

| Week 48 | Call Trading Period | Product Code | Trading Period | Volume | | Auction Name |
|------------------------|---------------------|--------------|----------------|-----------|---|---|
| Monday 26-Nov-18 | 09.00 am - 11.00 am | T3PA | 3rd Period | 4.213.000 |  | Spot Market - EU Primary Auction CAP2 - EUA |
| Tuesday 27-Nov-18 | 09.00 am - 11.00 am | T3PA | 3rd Period | 4.213.000 |  | Spot Market - EU Primary Auction CAP2 - EUA |
| Wednesday 28-Nov-18 | | | | | | |
| Thursday 29-Nov-18 | 09.00 am - 11.00 am | T3PA | 3rd Period | 4.213.000 |  | Spot Market - EU Primary Auction CAP2 - EUA |
| Friday 30-Nov-18 | 09.00 am - 11.00 am | T3PA | 3rd Period | 4.360.000 |  | Spot Market - German Primary Auction - EUA |

| Week 49 | Call Trading Period | Product Code | Trading Period | Volume | | Auction Name |
|------------------------|---------------------|--------------|----------------|-----------|---|---|
| Monday 03-Dec-18 | 09.00 am - 11.00 am | T3PA | 3rd Period | 4.213.000 |  | Spot Market - EU Primary Auction CAP2 - EUA |
| Tuesday 04-Dec-18 | 09.00 am - 11.00 am | T3PA | 3rd Period | 4.213.000 |  | Spot Market - EU Primary Auction CAP2 - EUA |
| Wednesday 05-Dec-18 | 09.00 am - 11.00 am | T3PA | 3rd Period | 3.543.000 |  | Spot Market - Polish Primary Auction CAP2 - EUA |
| Thursday 06-Dec-18 | 09.00 am - 11.00 am | T3PA | 3rd Period | 4.213.000 |  | Spot Market - EU Primary Auction CAP2 - EUA |
| Friday 07-Dec-18 | 09.00 am - 11.00 am | T3PA | 3rd Period | 4.360.000 |  | Spot Market - German Primary Auction - EUA |

| Week 50 | Call Trading Period | Product Code | Trading Period | Volume | | Auction Name |
|------------------------|---------------------|--------------|----------------|-----------|---|---|
| Monday 10-Dec-18 | 09.00 am - 11.00 am | T3PA | 3rd Period | 4.213.000 |  | Spot Market - EU Primary Auction CAP2 - EUA |
| Tuesday 11-Dec-18 | 09.00 am - 11.00 am | T3PA | 3rd Period | 4.213.000 |  | Spot Market - EU Primary Auction CAP2 - EUA |
| Wednesday 12-Dec-18 | | | | | | |
| Thursday 13-Dec-18 | 09.00 am - 11.00 am | T3PA | 3rd Period | 4.213.000 |  | Spot Market - EU Primary Auction CAP2 - EUA |
| Friday 14-Dec-18 | 09.00 am - 11.00 am | T3PA | 3rd Period | 4.367.000 |  | Spot Market - German Primary Auction - EUA |

| Week 51 | Call Trading Period | Product Code | Trading Period | Volume | | Auction Name |
|------------------------|---------------------|--------------|----------------|-----------|---|---|
| Monday 17-Dec-18 | 09.00 am - 11.00 am | T3PA | 3rd Period | 4.148.000 |  | Spot Market - EU Primary Auction CAP2 - EUA |
| Tuesday 18-Dec-18 | | | | | | |
| Wednesday 19-Dec-18 | | | | | | |
| Thursday 20-Dec-18 | | | | | | |
| Friday 21-Dec-18 | | | | | | |

| Week 52 | Call Trading Period | Product Code | Trading Period | Volume | | Auction Name |
|------------------------|---------------------|--------------|----------------|--------|--|--------------|
| Monday 24-Dec-18 | Christmas Eve | | | | | |
| Tuesday 25-Dec-18 | Christmas Day | | | | | |
| Wednesday 26-Dec-18 | Boxing Day | | | | | |
| Thursday 27-Dec-18 | | | | | | |
| Friday 28-Dec-18 | | | | | | |

| Week 1 | Call Trading Period | Product Code | Trading Period | Volume | | Auction Name |
|------------------------|---------------------|--------------|----------------|--------|--|--------------|
| Monday 31-Dec-18 | New Year's Eve | | | | | |
| Tuesday 01-Jan-19 | New Year's Day | | | | | |
| Wednesday 02-Jan-19 | | | | | | |
| Thursday 03-Jan-19 | | | | | | |
| Friday 04-Jan-19 | | | | | | |

| |
|----------|
| EEA-EFTA |
| Opt-out |

| Consolidated Volume | Total volumes to be auctioned in 2018 |
|---------------------|---------------------------------------|
| | 642.477.000 |
| Austria | 13.487.500 |
| Belgium | 24.573.000 |
| Bulgaria | 23.824.500 |
| Croatia | 4.607.000 |
| Cyprus | 1.600.500 |
| Czech Republic | 37.802.500 |
| Denmark | 12.136.000 |
| Estonia | 9.082.500 |
| Finland | 16.201.000 |
| France | 53.050.000 |
| Greece | 33.636.500 |
| Hungary | 14.546.000 |
| Iceland | |
| Ireland | 9.069.500 |
| Italy | 93.357.500 |
| Latvia | 2.607.500 |
| Liechtenstein | |
| Lithuania | 5.183.000 |
| Luxembourg | 1.166.500 |
| Malta | 988.500 |
| Netherlands | 32.473.500 |
| Norway | |
| Poland* | 78.030.000 |
| Portugal | 17.035.500 |
| Romania | 46.511.000 |
| Slovakia | 14.906.500 |
| Slovenia | 4.289.500 |
| Spain | 83.684.500 |
| Sweden | 8.627.000 |

* Poland has opted out the common EU platform and decided not to aggregate its share of allowances with the Common Auction Platform (CAP2). Therefore, the Polish share of allowances will be auctioned separately from the EU auctions.

| Week | Week 1 | | | | |
|---------------------|-----------------------|------------|------------|------------|------------|
| Date | 1-Jan-2018 | 2-Jan-2018 | 3-Jan-2018 | 4-Jan-2018 | 5-Jan-2018 |
| Holiday | <i>New Year's Day</i> | | | | |
| Weekday | Monday | Tuesday | Wednesday | Thursday | Friday |
| Call Trading Period | | | | | |
| Product Code | | | | | |
| Consolidated Volume | | | | | |
| Austria | | | | | |
| Belgium | | | | | |
| Bulgaria | | | | | |
| Croatia | | | | | |
| Cyprus | | | | | |
| Czech Republic | | | | | |
| Denmark | | | | | |
| Estonia | | | | | |
| Finland | | | | | |
| France | | | | | |
| Greece | | | | | |
| Hungary | | | | | |
| Iceland | | | | | |
| Ireland | | | | | |
| Italy | | | | | |
| Latvia | | | | | |
| Liechtenstein | | | | | |
| Lithuania | | | | | |
| Luxembourg | | | | | |
| Malta | | | | | |
| Netherlands | | | | | |
| Norway | | | | | |
| Poland | | | | | |
| Portugal | | | | | |
| Romania | | | | | |
| Slovakia | | | | | |
| Slovenia | | | | | |
| Spain | | | | | |
| Sweden | | | | | |

| Week | Week 2 | | | | |
|---------------------|---------------------|---------------------|-------------|---------------------|-------------|
| Date | 8-Jan-2018 | 9-Jan-2018 | 10-Jan-2018 | 11-Jan-2018 | 12-Jan-2018 |
| Holiday | | | | | |
| Weekday | Monday | Tuesday | Wednesday | Thursday | Friday |
| Call Trading Period | 09.00 am - 11.00 am | 09.00 am - 11.00 am | | 09.00 am - 11.00 am | |
| Product Code | T3PA | T3PA | | T3PA | |
| Consolidated Volume | 4.213.000 | 4.213.000 | | 4.213.000 | |
| Austria | 100.500 | 100.500 | | 100.500 | |
| Belgium | 183.500 | 183.500 | | 183.500 | |
| Bulgaria | 178.000 | 178.000 | | 178.000 | |
| Croatia | 34.500 | 34.500 | | 34.500 | |
| Cyprus | 12.000 | 12.000 | | 12.000 | |
| Czech Republic | 282.000 | 282.000 | | 282.000 | |
| Denmark | 90.500 | 90.500 | | 90.500 | |
| Estonia | 68.000 | 68.000 | | 68.000 | |
| Finland | 121.000 | 121.000 | | 121.000 | |
| France | 396.000 | 396.000 | | 396.000 | |
| Greece | 251.000 | 251.000 | | 251.000 | |
| Hungary | 108.500 | 108.500 | | 108.500 | |
| Iceland | - | - | | - | |
| Ireland | 67.500 | 67.500 | | 67.500 | |
| Italy | 697.000 | 697.000 | | 697.000 | |
| Latvia | 19.500 | 19.500 | | 19.500 | |
| Liechtenstein | - | - | | - | |
| Lithuania | 38.500 | 38.500 | | 38.500 | |
| Luxembourg | 8.500 | 8.500 | | 8.500 | |
| Malta | 7.500 | 7.500 | | 7.500 | |
| Netherlands | 242.500 | 242.500 | | 242.500 | |
| Norway | - | - | | - | |
| Poland | - | - | | - | |
| Portugal | 127.000 | 127.000 | | 127.000 | |
| Romania | 347.000 | 347.000 | | 347.000 | |
| Slovakia | 111.500 | 111.500 | | 111.500 | |
| Slovenia | 32.000 | 32.000 | | 32.000 | |
| Spain | 624.500 | 624.500 | | 624.500 | |
| Sweden | 64.500 | 64.500 | | 64.500 | |

| Week | Week 3 | | | | |
|---------------------|---------------------|---------------------|---------------------|---------------------|-------------|
| Date | 15-Jan-2018 | 16-Jan-2018 | 17-Jan-2018 | 18-Jan-2018 | 19-Jan-2018 |
| Holiday | | | | | |
| Weekday | Monday | Tuesday | Wednesday | Thursday | Friday |
| Call Trading Period | 09.00 am - 11.00 am | 09.00 am - 11.00 am | 09.00 am - 11.00 am | 09.00 am - 11.00 am | |
| Product Code | T3PA | T3PA | T3PA | T3PA | |
| Consolidated Volume | 4.213.000 | 4.213.000 | 3.547.000 | 4.213.000 | |
| Austria | 100.500 | 100.500 | | 100.500 | |
| Belgium | 183.500 | 183.500 | | 183.500 | |
| Bulgaria | 178.000 | 178.000 | | 178.000 | |
| Croatia | 34.500 | 34.500 | | 34.500 | |
| Cyprus | 12.000 | 12.000 | | 12.000 | |
| Czech Republic | 282.000 | 282.000 | | 282.000 | |
| Denmark | 90.500 | 90.500 | | 90.500 | |
| Estonia | 68.000 | 68.000 | | 68.000 | |
| Finland | 121.000 | 121.000 | | 121.000 | |
| France | 396.000 | 396.000 | | 396.000 | |
| Greece | 251.000 | 251.000 | | 251.000 | |
| Hungary | 108.500 | 108.500 | | 108.500 | |
| Iceland | - | - | | - | |
| Ireland | 67.500 | 67.500 | | 67.500 | |
| Italy | 697.000 | 697.000 | | 697.000 | |
| Latvia | 19.500 | 19.500 | | 19.500 | |
| Liechtenstein | - | - | | - | |
| Lithuania | 38.500 | 38.500 | | 38.500 | |
| Luxembourg | 8.500 | 8.500 | | 8.500 | |
| Malta | 7.500 | 7.500 | | 7.500 | |
| Netherlands | 242.500 | 242.500 | | 242.500 | |
| Norway | - | - | | - | |
| Poland | - | - | 3.547.000 | - | |
| Portugal | 127.000 | 127.000 | | 127.000 | |
| Romania | 347.000 | 347.000 | | 347.000 | |
| Slovakia | 111.500 | 111.500 | | 111.500 | |
| Slovenia | 32.000 | 32.000 | | 32.000 | |
| Spain | 624.500 | 624.500 | | 624.500 | |
| Sweden | 64.500 | 64.500 | | 64.500 | |

| Week | Week 4 | | | | |
|---------------------|---------------------|---------------------|-------------|---------------------|-------------|
| Date | 22-Jan-2018 | 23-Jan-2018 | 24-Jan-2018 | 25-Jan-2018 | 26-Jan-2018 |
| Holiday | | | | | |
| Weekday | Monday | Tuesday | Wednesday | Thursday | Friday |
| Call Trading Period | 09.00 am - 11.00 am | 09.00 am - 11.00 am | | 09.00 am - 11.00 am | |
| Product Code | T3PA | T3PA | | T3PA | |
| Consolidated Volume | 4.213.000 | 4.213.000 | | 4.213.000 | |
| Austria | 100.500 | 100.500 | | 100.500 | |
| Belgium | 183.500 | 183.500 | | 183.500 | |
| Bulgaria | 178.000 | 178.000 | | 178.000 | |
| Croatia | 34.500 | 34.500 | | 34.500 | |
| Cyprus | 12.000 | 12.000 | | 12.000 | |
| Czech Republic | 282.000 | 282.000 | | 282.000 | |
| Denmark | 90.500 | 90.500 | | 90.500 | |
| Estonia | 68.000 | 68.000 | | 68.000 | |
| Finland | 121.000 | 121.000 | | 121.000 | |
| France | 396.000 | 396.000 | | 396.000 | |
| Greece | 251.000 | 251.000 | | 251.000 | |
| Hungary | 108.500 | 108.500 | | 108.500 | |
| Iceland | - | - | | - | |
| Ireland | 67.500 | 67.500 | | 67.500 | |
| Italy | 697.000 | 697.000 | | 697.000 | |
| Latvia | 19.500 | 19.500 | | 19.500 | |
| Liechtenstein | - | - | | - | |
| Lithuania | 38.500 | 38.500 | | 38.500 | |
| Luxembourg | 8.500 | 8.500 | | 8.500 | |
| Malta | 7.500 | 7.500 | | 7.500 | |
| Netherlands | 242.500 | 242.500 | | 242.500 | |
| Norway | - | - | | - | |
| Poland | - | - | | - | |
| Portugal | 127.000 | 127.000 | | 127.000 | |
| Romania | 347.000 | 347.000 | | 347.000 | |
| Slovakia | 111.500 | 111.500 | | 111.500 | |
| Slovenia | 32.000 | 32.000 | | 32.000 | |
| Spain | 624.500 | 624.500 | | 624.500 | |
| Sweden | 64.500 | 64.500 | | 64.500 | |

| Week | Week 5 | | | | |
|---------------------|---------------------|---------------------|---------------------|---------------------|------------|
| Date | 29-Jan-2018 | 30-Jan-2018 | 31-Jan-2018 | 1-Feb-2018 | 2-Feb-2018 |
| Holiday | | | | | |
| Weekday | Monday | Tuesday | Wednesday | Thursday | Friday |
| Call Trading Period | 09.00 am - 11.00 am | 09.00 am - 11.00 am | 09.00 am - 11.00 am | 09.00 am - 11.00 am | |
| Product Code | T3PA | T3PA | T3PA | T3PA | |
| Consolidated Volume | 4.213.000 | 4.213.000 | 3.547.000 | 4.213.000 | |
| Austria | 100.500 | 100.500 | | 100.500 | |
| Belgium | 183.500 | 183.500 | | 183.500 | |
| Bulgaria | 178.000 | 178.000 | | 178.000 | |
| Croatia | 34.500 | 34.500 | | 34.500 | |
| Cyprus | 12.000 | 12.000 | | 12.000 | |
| Czech Republic | 282.000 | 282.000 | | 282.000 | |
| Denmark | 90.500 | 90.500 | | 90.500 | |
| Estonia | 68.000 | 68.000 | | 68.000 | |
| Finland | 121.000 | 121.000 | | 121.000 | |
| France | 396.000 | 396.000 | | 396.000 | |
| Greece | 251.000 | 251.000 | | 251.000 | |
| Hungary | 108.500 | 108.500 | | 108.500 | |
| Iceland | - | - | | - | |
| Ireland | 67.500 | 67.500 | | 67.500 | |
| Italy | 697.000 | 697.000 | | 697.000 | |
| Latvia | 19.500 | 19.500 | | 19.500 | |
| Liechtenstein | - | - | | - | |
| Lithuania | 38.500 | 38.500 | | 38.500 | |
| Luxembourg | 8.500 | 8.500 | | 8.500 | |
| Malta | 7.500 | 7.500 | | 7.500 | |
| Netherlands | 242.500 | 242.500 | | 242.500 | |
| Norway | - | - | | - | |
| Poland | - | - | 3.547.000 | - | |
| Portugal | 127.000 | 127.000 | | 127.000 | |
| Romania | 347.000 | 347.000 | | 347.000 | |
| Slovakia | 111.500 | 111.500 | | 111.500 | |
| Slovenia | 32.000 | 32.000 | | 32.000 | |
| Spain | 624.500 | 624.500 | | 624.500 | |
| Sweden | 64.500 | 64.500 | | 64.500 | |

| Week | Week 6 | | | | |
|---------------------|---------------------|---------------------|------------|---------------------|------------|
| Date | 5-Feb-2018 | 6-Feb-2018 | 7-Feb-2018 | 8-Feb-2018 | 9-Feb-2018 |
| Holiday | | | | | |
| Weekday | Monday | Tuesday | Wednesday | Thursday | Friday |
| Call Trading Period | 09.00 am - 11.00 am | 09.00 am - 11.00 am | | 09.00 am - 11.00 am | |
| Product Code | T3PA | T3PA | | T3PA | |
| Consolidated Volume | 4.213.000 | 4.213.000 | | 4.213.000 | |
| Austria | 100.500 | 100.500 | | 100.500 | |
| Belgium | 183.500 | 183.500 | | 183.500 | |
| Bulgaria | 178.000 | 178.000 | | 178.000 | |
| Croatia | 34.500 | 34.500 | | 34.500 | |
| Cyprus | 12.000 | 12.000 | | 12.000 | |
| Czech Republic | 282.000 | 282.000 | | 282.000 | |
| Denmark | 90.500 | 90.500 | | 90.500 | |
| Estonia | 68.000 | 68.000 | | 68.000 | |
| Finland | 121.000 | 121.000 | | 121.000 | |
| France | 396.000 | 396.000 | | 396.000 | |
| Greece | 251.000 | 251.000 | | 251.000 | |
| Hungary | 108.500 | 108.500 | | 108.500 | |
| Iceland | - | - | | - | |
| Ireland | 67.500 | 67.500 | | 67.500 | |
| Italy | 697.000 | 697.000 | | 697.000 | |
| Latvia | 19.500 | 19.500 | | 19.500 | |
| Liechtenstein | - | - | | - | |
| Lithuania | 38.500 | 38.500 | | 38.500 | |
| Luxembourg | 8.500 | 8.500 | | 8.500 | |
| Malta | 7.500 | 7.500 | | 7.500 | |
| Netherlands | 242.500 | 242.500 | | 242.500 | |
| Norway | - | - | | - | |
| Poland | - | - | | - | |
| Portugal | 127.000 | 127.000 | | 127.000 | |
| Romania | 347.000 | 347.000 | | 347.000 | |
| Slovakia | 111.500 | 111.500 | | 111.500 | |
| Slovenia | 32.000 | 32.000 | | 32.000 | |
| Spain | 624.500 | 624.500 | | 624.500 | |
| Sweden | 64.500 | 64.500 | | 64.500 | |

| Week | Week 7 | | | | |
|---------------------|---------------------|---------------------|---------------------|---------------------|-------------|
| Date | 12-Feb-2018 | 13-Feb-2018 | 14-Feb-2018 | 15-Feb-2018 | 16-Feb-2018 |
| Holiday | | | | | |
| Weekday | Monday | Tuesday | Wednesday | Thursday | Friday |
| Call Trading Period | 09.00 am - 11.00 am | 09.00 am - 11.00 am | 09.00 am - 11.00 am | 09.00 am - 11.00 am | |
| Product Code | T3PA | T3PA | T3PA | T3PA | |
| Consolidated Volume | 4.213.000 | 4.213.000 | 3.547.000 | 4.213.000 | |
| Austria | 100.500 | 100.500 | | 100.500 | |
| Belgium | 183.500 | 183.500 | | 183.500 | |
| Bulgaria | 178.000 | 178.000 | | 178.000 | |
| Croatia | 34.500 | 34.500 | | 34.500 | |
| Cyprus | 12.000 | 12.000 | | 12.000 | |
| Czech Republic | 282.000 | 282.000 | | 282.000 | |
| Denmark | 90.500 | 90.500 | | 90.500 | |
| Estonia | 68.000 | 68.000 | | 68.000 | |
| Finland | 121.000 | 121.000 | | 121.000 | |
| France | 396.000 | 396.000 | | 396.000 | |
| Greece | 251.000 | 251.000 | | 251.000 | |
| Hungary | 108.500 | 108.500 | | 108.500 | |
| Iceland | - | - | | - | |
| Ireland | 67.500 | 67.500 | | 67.500 | |
| Italy | 697.000 | 697.000 | | 697.000 | |
| Latvia | 19.500 | 19.500 | | 19.500 | |
| Liechtenstein | - | - | | - | |
| Lithuania | 38.500 | 38.500 | | 38.500 | |
| Luxembourg | 8.500 | 8.500 | | 8.500 | |
| Malta | 7.500 | 7.500 | | 7.500 | |
| Netherlands | 242.500 | 242.500 | | 242.500 | |
| Norway | - | - | | - | |
| Poland | - | - | 3.547.000 | - | |
| Portugal | 127.000 | 127.000 | | 127.000 | |
| Romania | 347.000 | 347.000 | | 347.000 | |
| Slovakia | 111.500 | 111.500 | | 111.500 | |
| Slovenia | 32.000 | 32.000 | | 32.000 | |
| Spain | 624.500 | 624.500 | | 624.500 | |
| Sweden | 64.500 | 64.500 | | 64.500 | |

| Week | Week 8 | | | | |
|---------------------|---------------------|---------------------|-------------|---------------------|-------------|
| Date | 19-Feb-2018 | 20-Feb-2018 | 21-Feb-2018 | 22-Feb-2018 | 23-Feb-2018 |
| Holiday | | | | | |
| Weekday | Monday | Tuesday | Wednesday | Thursday | Friday |
| Call Trading Period | 09.00 am - 11.00 am | 09.00 am - 11.00 am | | 09.00 am - 11.00 am | |
| Product Code | T3PA | T3PA | | T3PA | |
| Consolidated Volume | 4.213.000 | 4.213.000 | | 4.213.000 | |
| Austria | 100.500 | 100.500 | | 100.500 | |
| Belgium | 183.500 | 183.500 | | 183.500 | |
| Bulgaria | 178.000 | 178.000 | | 178.000 | |
| Croatia | 34.500 | 34.500 | | 34.500 | |
| Cyprus | 12.000 | 12.000 | | 12.000 | |
| Czech Republic | 282.000 | 282.000 | | 282.000 | |
| Denmark | 90.500 | 90.500 | | 90.500 | |
| Estonia | 68.000 | 68.000 | | 68.000 | |
| Finland | 121.000 | 121.000 | | 121.000 | |
| France | 396.000 | 396.000 | | 396.000 | |
| Greece | 251.000 | 251.000 | | 251.000 | |
| Hungary | 108.500 | 108.500 | | 108.500 | |
| Iceland | - | - | | - | |
| Ireland | 67.500 | 67.500 | | 67.500 | |
| Italy | 697.000 | 697.000 | | 697.000 | |
| Latvia | 19.500 | 19.500 | | 19.500 | |
| Liechtenstein | - | - | | - | |
| Lithuania | 38.500 | 38.500 | | 38.500 | |
| Luxembourg | 8.500 | 8.500 | | 8.500 | |
| Malta | 7.500 | 7.500 | | 7.500 | |
| Netherlands | 242.500 | 242.500 | | 242.500 | |
| Norway | - | - | | - | |
| Poland | - | - | | - | |
| Portugal | 127.000 | 127.000 | | 127.000 | |
| Romania | 347.000 | 347.000 | | 347.000 | |
| Slovakia | 111.500 | 111.500 | | 111.500 | |
| Slovenia | 32.000 | 32.000 | | 32.000 | |
| Spain | 624.500 | 624.500 | | 624.500 | |
| Sweden | 64.500 | 64.500 | | 64.500 | |

| Week | Week 9 | | | | |
|---------------------|---------------------|---------------------|---------------------|---------------------|------------|
| Date | 26-Feb-2018 | 27-Feb-2018 | 28-Feb-2018 | 1-Mar-2018 | 2-Mar-2018 |
| Holiday | | | | | |
| Weekday | Monday | Tuesday | Wednesday | Thursday | Friday |
| Call Trading Period | 09.00 am - 11.00 am | 09.00 am - 11.00 am | 09.00 am - 11.00 am | 09.00 am - 11.00 am | |
| Product Code | T3PA | T3PA | T3PA | T3PA | |
| Consolidated Volume | 4.213.000 | 4.213.000 | 3.547.000 | 4.213.000 | |
| Austria | 100.500 | 100.500 | | 100.500 | |
| Belgium | 183.500 | 183.500 | | 183.500 | |
| Bulgaria | 178.000 | 178.000 | | 178.000 | |
| Croatia | 34.500 | 34.500 | | 34.500 | |
| Cyprus | 12.000 | 12.000 | | 12.000 | |
| Czech Republic | 282.000 | 282.000 | | 282.000 | |
| Denmark | 90.500 | 90.500 | | 90.500 | |
| Estonia | 68.000 | 68.000 | | 68.000 | |
| Finland | 121.000 | 121.000 | | 121.000 | |
| France | 396.000 | 396.000 | | 396.000 | |
| Greece | 251.000 | 251.000 | | 251.000 | |
| Hungary | 108.500 | 108.500 | | 108.500 | |
| Iceland | - | - | | - | |
| Ireland | 67.500 | 67.500 | | 67.500 | |
| Italy | 697.000 | 697.000 | | 697.000 | |
| Latvia | 19.500 | 19.500 | | 19.500 | |
| Liechtenstein | - | - | | - | |
| Lithuania | 38.500 | 38.500 | | 38.500 | |
| Luxembourg | 8.500 | 8.500 | | 8.500 | |
| Malta | 7.500 | 7.500 | | 7.500 | |
| Netherlands | 242.500 | 242.500 | | 242.500 | |
| Norway | - | - | | - | |
| Poland | - | - | 3.547.000 | - | |
| Portugal | 127.000 | 127.000 | | 127.000 | |
| Romania | 347.000 | 347.000 | | 347.000 | |
| Slovakia | 111.500 | 111.500 | | 111.500 | |
| Slovenia | 32.000 | 32.000 | | 32.000 | |
| Spain | 624.500 | 624.500 | | 624.500 | |
| Sweden | 64.500 | 64.500 | | 64.500 | |

| Week | Week 10 | | | | |
|---------------------|---------------------|---------------------|------------|---------------------|------------|
| Date | 5-Mar-2018 | 6-Mar-2018 | 7-Mar-2018 | 8-Mar-2018 | 9-Mar-2018 |
| Holiday | | | | | |
| Weekday | Monday | Tuesday | Wednesday | Thursday | Friday |
| Call Trading Period | 09.00 am - 11.00 am | 09.00 am - 11.00 am | | 09.00 am - 11.00 am | |
| Product Code | T3PA | T3PA | | T3PA | |
| Consolidated Volume | 4.213.000 | 4.213.000 | | 4.213.000 | |
| Austria | 100.500 | 100.500 | | 100.500 | |
| Belgium | 183.500 | 183.500 | | 183.500 | |
| Bulgaria | 178.000 | 178.000 | | 178.000 | |
| Croatia | 34.500 | 34.500 | | 34.500 | |
| Cyprus | 12.000 | 12.000 | | 12.000 | |
| Czech Republic | 282.000 | 282.000 | | 282.000 | |
| Denmark | 90.500 | 90.500 | | 90.500 | |
| Estonia | 68.000 | 68.000 | | 68.000 | |
| Finland | 121.000 | 121.000 | | 121.000 | |
| France | 396.000 | 396.000 | | 396.000 | |
| Greece | 251.000 | 251.000 | | 251.000 | |
| Hungary | 108.500 | 108.500 | | 108.500 | |
| Iceland | - | - | | - | |
| Ireland | 67.500 | 67.500 | | 67.500 | |
| Italy | 697.000 | 697.000 | | 697.000 | |
| Latvia | 19.500 | 19.500 | | 19.500 | |
| Liechtenstein | - | - | | - | |
| Lithuania | 38.500 | 38.500 | | 38.500 | |
| Luxembourg | 8.500 | 8.500 | | 8.500 | |
| Malta | 7.500 | 7.500 | | 7.500 | |
| Netherlands | 242.500 | 242.500 | | 242.500 | |
| Norway | - | - | | - | |
| Poland | - | - | | - | |
| Portugal | 127.000 | 127.000 | | 127.000 | |
| Romania | 347.000 | 347.000 | | 347.000 | |
| Slovakia | 111.500 | 111.500 | | 111.500 | |
| Slovenia | 32.000 | 32.000 | | 32.000 | |
| Spain | 624.500 | 624.500 | | 624.500 | |
| Sweden | 64.500 | 64.500 | | 64.500 | |

| Week | Week 11 | | | | |
|---------------------|---------------------|---------------------|---------------------|---------------------|-------------|
| | 12-Mar-2018 | 13-Mar-2018 | 14-Mar-2018 | 15-Mar-2018 | 16-Mar-2018 |
| Date | | | | | |
| Holiday | | | | | |
| Weekday | Monday | Tuesday | Wednesday | Thursday | Friday |
| Call Trading Period | 09.00 am - 11.00 am | 09.00 am - 11.00 am | 09.00 am - 11.00 am | 09.00 am - 11.00 am | |
| Product Code | T3PA | T3PA | T3PA | T3PA | |
| Consolidated Volume | 4.213.000 | 4.213.000 | 3.547.000 | 4.213.000 | |
| Austria | 100.500 | 100.500 | | 100.500 | |
| Belgium | 183.500 | 183.500 | | 183.500 | |
| Bulgaria | 178.000 | 178.000 | | 178.000 | |
| Croatia | 34.500 | 34.500 | | 34.500 | |
| Cyprus | 12.000 | 12.000 | | 12.000 | |
| Czech Republic | 282.000 | 282.000 | | 282.000 | |
| Denmark | 90.500 | 90.500 | | 90.500 | |
| Estonia | 68.000 | 68.000 | | 68.000 | |
| Finland | 121.000 | 121.000 | | 121.000 | |
| France | 396.000 | 396.000 | | 396.000 | |
| Greece | 251.000 | 251.000 | | 251.000 | |
| Hungary | 108.500 | 108.500 | | 108.500 | |
| Iceland | - | - | | - | |
| Ireland | 67.500 | 67.500 | | 67.500 | |
| Italy | 697.000 | 697.000 | | 697.000 | |
| Latvia | 19.500 | 19.500 | | 19.500 | |
| Liechtenstein | - | - | | - | |
| Lithuania | 38.500 | 38.500 | | 38.500 | |
| Luxembourg | 8.500 | 8.500 | | 8.500 | |
| Malta | 7.500 | 7.500 | | 7.500 | |
| Netherlands | 242.500 | 242.500 | | 242.500 | |
| Norway | - | - | | - | |
| Poland | - | - | 3.547.000 | - | |
| Portugal | 127.000 | 127.000 | | 127.000 | |
| Romania | 347.000 | 347.000 | | 347.000 | |
| Slovakia | 111.500 | 111.500 | | 111.500 | |
| Slovenia | 32.000 | 32.000 | | 32.000 | |
| Spain | 624.500 | 624.500 | | 624.500 | |
| Sweden | 64.500 | 64.500 | | 64.500 | |

| Week | Week 12 | | | | |
|---------------------|---------------------|---------------------|-------------|---------------------|-------------|
| | 19-Mar-2018 | 20-Mar-2018 | 21-Mar-2018 | 22-Mar-2018 | 23-Mar-2018 |
| Date | | | | | |
| Holiday | | | | | |
| Weekday | Monday | Tuesday | Wednesday | Thursday | Friday |
| Call Trading Period | 09.00 am - 11.00 am | 09.00 am - 11.00 am | | 09.00 am - 11.00 am | |
| Product Code | T3PA | T3PA | | T3PA | |
| Consolidated Volume | 4.213.000 | 4.213.000 | | 4.213.000 | |
| Austria | 100.500 | 100.500 | | 100.500 | |
| Belgium | 183.500 | 183.500 | | 183.500 | |
| Bulgaria | 178.000 | 178.000 | | 178.000 | |
| Croatia | 34.500 | 34.500 | | 34.500 | |
| Cyprus | 12.000 | 12.000 | | 12.000 | |
| Czech Republic | 282.000 | 282.000 | | 282.000 | |
| Denmark | 90.500 | 90.500 | | 90.500 | |
| Estonia | 68.000 | 68.000 | | 68.000 | |
| Finland | 121.000 | 121.000 | | 121.000 | |
| France | 396.000 | 396.000 | | 396.000 | |
| Greece | 251.000 | 251.000 | | 251.000 | |
| Hungary | 108.500 | 108.500 | | 108.500 | |
| Iceland | - | - | | - | |
| Ireland | 67.500 | 67.500 | | 67.500 | |
| Italy | 697.000 | 697.000 | | 697.000 | |
| Latvia | 19.500 | 19.500 | | 19.500 | |
| Liechtenstein | - | - | | - | |
| Lithuania | 38.500 | 38.500 | | 38.500 | |
| Luxembourg | 8.500 | 8.500 | | 8.500 | |
| Malta | 7.500 | 7.500 | | 7.500 | |
| Netherlands | 242.500 | 242.500 | | 242.500 | |
| Norway | - | - | | - | |
| Poland | - | - | | - | |
| Portugal | 127.000 | 127.000 | | 127.000 | |
| Romania | 347.000 | 347.000 | | 347.000 | |
| Slovakia | 111.500 | 111.500 | | 111.500 | |
| Slovenia | 32.000 | 32.000 | | 32.000 | |
| Spain | 624.500 | 624.500 | | 624.500 | |
| Sweden | 64.500 | 64.500 | | 64.500 | |

| Week | Week 13 | | | | |
|---------------------|---------------------|---------------------|---------------------|--------------------------------|--------------------|
| Date | 26-Mar-2018 | 27-Mar-2018 | 28-Mar-2018 | 29-Mar-2018 | 30-Mar-2018 |
| Holiday | | | | <i>Cancelled</i> | <i>Good Friday</i> |
| Weekday | Monday | Tuesday | Wednesday | Thursday | Friday |
| Call Trading Period | 09.00 am - 11.00 am | 09.00 am - 11.00 am | 09.00 am - 11.00 am | 09.00 am - 11.00 am | |
| Product Code | T3PA | T3PA | T3PA | T3PA | |
| Consolidated Volume | 4.213.000 | 4.213.000 | 3.547.000 | 4.213.000 | |
| Austria | 100.500 | 100.500 | | 100.500 | |
| Belgium | 183.500 | 183.500 | | 183.500 | |
| Bulgaria | 178.000 | 178.000 | | 178.000 | |
| Croatia | 34.500 | 34.500 | | 34.500 | |
| Cyprus | 12.000 | 12.000 | | 12.000 | |
| Czech Republic | 282.000 | 282.000 | | 282.000 | |
| Denmark | 90.500 | 90.500 | | 90.500 | |
| Estonia | 68.000 | 68.000 | | 68.000 | |
| Finland | 121.000 | 121.000 | | 121.000 | |
| France | 396.000 | 396.000 | | 396.000 | |
| Greece | 251.000 | 251.000 | | 251.000 | |
| Hungary | 108.500 | 108.500 | | 108.500 | |
| Iceland | - | - | | - | |
| Ireland | 67.500 | 67.500 | | 67.500 | |
| Italy | 697.000 | 697.000 | | 697.000 | |
| Latvia | 19.500 | 19.500 | | 19.500 | |
| Liechtenstein | - | - | | - | |
| Lithuania | 38.500 | 38.500 | | 38.500 | |
| Luxembourg | 8.500 | 8.500 | | 8.500 | |
| Malta | 7.500 | 7.500 | | 7.500 | |
| Netherlands | 242.500 | 242.500 | | 242.500 | |
| Norway | - | - | | - | |
| Poland | - | - | 3.547.000 | - | |
| Portugal | 127.000 | 127.000 | | 127.000 | |
| Romania | 347.000 | 347.000 | | 347.000 | |
| Slovakia | 111.500 | 111.500 | | 111.500 | |
| Slovenia | 32.000 | 32.000 | | 32.000 | |
| Spain | 624.500 | 624.500 | | 624.500 | |
| Sweden | 64.500 | 64.500 | | 64.500 | |

| Week | Week 14 | | | | |
|---------------------|----------------------|---------------------|------------|---------------------|------------|
| Date | 2-Apr-2018 | 3-Apr-2018 | 4-Apr-2018 | 5-Apr-2018 | 6-Apr-2018 |
| Holiday | <i>Easter Monday</i> | | | | |
| Weekday | Monday | Tuesday | Wednesday | Thursday | Friday |
| Call Trading Period | | 09.00 am - 11.00 am | | 09.00 am - 11.00 am | |
| Product Code | | T3PA | | T3PA | |
| Consolidated Volume | | 5.271.500 | | 5.267.000 | |
| Austria | | 126.000 | | 125.500 | |
| Belgium | | 229.500 | | 229.500 | |
| Bulgaria | | 222.500 | | 222.500 | |
| Croatia | | 43.500 | | 43.000 | |
| Cyprus | | 15.000 | | 15.000 | |
| Czech Republic | | 352.500 | | 352.500 | |
| Denmark | | 113.500 | | 113.000 | |
| Estonia | | 85.000 | | 85.000 | |
| Finland | | 151.500 | | 151.500 | |
| France | | 495.000 | | 495.000 | |
| Greece | | 314.000 | | 314.000 | |
| Hungary | | 136.000 | | 135.500 | |
| Iceland | | - | | - | |
| Ireland | | 84.500 | | 84.500 | |
| Italy | | 871.500 | | 871.500 | |
| Latvia | | 24.500 | | 24.500 | |
| Liechtenstein | | - | | - | |
| Lithuania | | 48.500 | | 48.000 | |
| Luxembourg | | 11.000 | | 10.500 | |
| Malta | | 9.500 | | 9.500 | |
| Netherlands | | 303.500 | | 303.000 | |
| Norway | | - | | - | |
| Poland | | - | | - | |
| Portugal | | 159.000 | | 159.000 | |
| Romania | | 434.000 | | 434.000 | |
| Slovakia | | 139.500 | | 139.500 | |
| Slovenia | | 40.000 | | 40.000 | |
| Spain | | 781.000 | | 780.500 | |
| Sweden | | 81.000 | | 80.500 | |

| Week | Week 15 | | | | |
|---------------------|---------------------|---------------------|---------------------|---------------------|-------------|
| | 9-Apr-2018 | 10-Apr-2018 | 11-Apr-2018 | 12-Apr-2018 | 13-Apr-2018 |
| Date | | | | | |
| Holiday | | | | | |
| Weekday | Monday | Tuesday | Wednesday | Thursday | Friday |
| Call Trading Period | 09.00 am - 11.00 am | 09.00 am - 11.00 am | 09.00 am - 11.00 am | 09.00 am - 11.00 am | |
| Product Code | T3PA | T3PA | T3PA | T3PA | |
| Consolidated Volume | 5.264.500 | 5.262.000 | 3.547.000 | 4.213.000 | |
| Austria | 125.500 | 125.500 | | 100.500 | |
| Belgium | 229.500 | 229.000 | | 183.500 | |
| Bulgaria | 222.500 | 222.500 | | 178.000 | |
| Croatia | 43.000 | 43.000 | | 34.500 | |
| Cyprus | 15.000 | 15.000 | | 12.000 | |
| Czech Republic | 352.500 | 352.500 | | 282.000 | |
| Denmark | 113.000 | 113.000 | | 90.500 | |
| Estonia | 85.000 | 85.000 | | 68.000 | |
| Finland | 151.000 | 151.000 | | 121.000 | |
| France | 495.000 | 495.000 | | 396.000 | |
| Greece | 313.500 | 313.500 | | 251.000 | |
| Hungary | 135.500 | 135.500 | | 108.500 | |
| Iceland | - | - | | - | |
| Ireland | 84.500 | 84.000 | | 67.500 | |
| Italy | 871.000 | 871.000 | | 697.000 | |
| Latvia | 24.500 | 24.000 | | 19.500 | |
| Liechtenstein | - | - | | - | |
| Lithuania | 48.000 | 48.000 | | 38.500 | |
| Luxembourg | 10.500 | 10.500 | | 8.500 | |
| Malta | 9.500 | 9.000 | | 7.500 | |
| Netherlands | 303.000 | 303.000 | | 242.500 | |
| Norway | - | - | | - | |
| Poland | - | - | 3.547.000 | - | |
| Portugal | 158.500 | 158.500 | | 127.000 | |
| Romania | 433.500 | 433.500 | | 347.000 | |
| Slovakia | 139.500 | 139.000 | | 111.500 | |
| Slovenia | 40.000 | 40.000 | | 32.000 | |
| Spain | 780.500 | 780.500 | | 624.500 | |
| Sweden | 80.500 | 80.500 | | 64.500 | |

| Week | Week 16 | | | | |
|---------------------|---------------------|---------------------|-------------|---------------------|-------------|
| | 16-Apr-2018 | 17-Apr-2018 | 18-Apr-2018 | 19-Apr-2018 | 20-Apr-2018 |
| Date | | | | | |
| Holiday | | | | | |
| Weekday | Monday | Tuesday | Wednesday | Thursday | Friday |
| Call Trading Period | 09.00 am - 11.00 am | 09.00 am - 11.00 am | | 09.00 am - 11.00 am | |
| Product Code | T3PA | T3PA | | T3PA | |
| Consolidated Volume | 4.213.000 | 4.213.000 | | 4.213.000 | |
| Austria | 100.500 | 100.500 | | 100.500 | |
| Belgium | 183.500 | 183.500 | | 183.500 | |
| Bulgaria | 178.000 | 178.000 | | 178.000 | |
| Croatia | 34.500 | 34.500 | | 34.500 | |
| Cyprus | 12.000 | 12.000 | | 12.000 | |
| Czech Republic | 282.000 | 282.000 | | 282.000 | |
| Denmark | 90.500 | 90.500 | | 90.500 | |
| Estonia | 68.000 | 68.000 | | 68.000 | |
| Finland | 121.000 | 121.000 | | 121.000 | |
| France | 396.000 | 396.000 | | 396.000 | |
| Greece | 251.000 | 251.000 | | 251.000 | |
| Hungary | 108.500 | 108.500 | | 108.500 | |
| Iceland | - | - | | - | |
| Ireland | 67.500 | 67.500 | | 67.500 | |
| Italy | 697.000 | 697.000 | | 697.000 | |
| Latvia | 19.500 | 19.500 | | 19.500 | |
| Liechtenstein | - | - | | - | |
| Lithuania | 38.500 | 38.500 | | 38.500 | |
| Luxembourg | 8.500 | 8.500 | | 8.500 | |
| Malta | 7.500 | 7.500 | | 7.500 | |
| Netherlands | 242.500 | 242.500 | | 242.500 | |
| Norway | - | - | | - | |
| Poland | - | - | | - | |
| Portugal | 127.000 | 127.000 | | 127.000 | |
| Romania | 347.000 | 347.000 | | 347.000 | |
| Slovakia | 111.500 | 111.500 | | 111.500 | |
| Slovenia | 32.000 | 32.000 | | 32.000 | |
| Spain | 624.500 | 624.500 | | 624.500 | |
| Sweden | 64.500 | 64.500 | | 64.500 | |

| Week | Week 17 | | | | |
|---------------------|---------------------|---------------------|---------------------|---------------------|-------------|
| | 23-Apr-2018 | 24-Apr-2018 | 25-Apr-2018 | 26-Apr-2018 | 27-Apr-2018 |
| Date | | | | | |
| Holiday | | | | | |
| Weekday | Monday | Tuesday | Wednesday | Thursday | Friday |
| Call Trading Period | 09.00 am - 11.00 am | 09.00 am - 11.00 am | 09.00 am - 11.00 am | 09.00 am - 11.00 am | |
| Product Code | T3PA | T3PA | T3PA | T3PA | |
| Consolidated Volume | 4.213.000 | 4.213.000 | 3.547.000 | 4.213.000 | |
| Austria | 100.500 | 100.500 | | 100.500 | |
| Belgium | 183.500 | 183.500 | | 183.500 | |
| Bulgaria | 178.000 | 178.000 | | 178.000 | |
| Croatia | 34.500 | 34.500 | | 34.500 | |
| Cyprus | 12.000 | 12.000 | | 12.000 | |
| Czech Republic | 282.000 | 282.000 | | 282.000 | |
| Denmark | 90.500 | 90.500 | | 90.500 | |
| Estonia | 68.000 | 68.000 | | 68.000 | |
| Finland | 121.000 | 121.000 | | 121.000 | |
| France | 396.000 | 396.000 | | 396.000 | |
| Greece | 251.000 | 251.000 | | 251.000 | |
| Hungary | 108.500 | 108.500 | | 108.500 | |
| Iceland | - | - | | - | |
| Ireland | 67.500 | 67.500 | | 67.500 | |
| Italy | 697.000 | 697.000 | | 697.000 | |
| Latvia | 19.500 | 19.500 | | 19.500 | |
| Liechtenstein | - | - | | - | |
| Lithuania | 38.500 | 38.500 | | 38.500 | |
| Luxembourg | 8.500 | 8.500 | | 8.500 | |
| Malta | 7.500 | 7.500 | | 7.500 | |
| Netherlands | 242.500 | 242.500 | | 242.500 | |
| Norway | - | - | | - | |
| Poland | - | - | 3.547.000 | - | |
| Portugal | 127.000 | 127.000 | | 127.000 | |
| Romania | 347.000 | 347.000 | | 347.000 | |
| Slovakia | 111.500 | 111.500 | | 111.500 | |
| Slovenia | 32.000 | 32.000 | | 32.000 | |
| Spain | 624.500 | 624.500 | | 624.500 | |
| Sweden | 64.500 | 64.500 | | 64.500 | |

| Week | Week 18 | | | | |
|---------------------|---------------------|-------------------|------------|---------------------|------------|
| | 30-Apr-2018 | 1-May-2018 | 2-May-2018 | 3-May-2018 | 4-May-2018 |
| Date | | | | | |
| Holiday | | <i>Labour Day</i> | | | |
| Weekday | Monday | Tuesday | Wednesday | Thursday | Friday |
| Call Trading Period | 09.00 am - 11.00 am | | | 09.00 am - 11.00 am | |
| Product Code | T3PA | | | T3PA | |
| Consolidated Volume | 4.213.000 | | | 4.213.000 | |
| Austria | 100.500 | | | 100.500 | |
| Belgium | 183.500 | | | 183.500 | |
| Bulgaria | 178.000 | | | 178.000 | |
| Croatia | 34.500 | | | 34.500 | |
| Cyprus | 12.000 | | | 12.000 | |
| Czech Republic | 282.000 | | | 282.000 | |
| Denmark | 90.500 | | | 90.500 | |
| Estonia | 68.000 | | | 68.000 | |
| Finland | 121.000 | | | 121.000 | |
| France | 396.000 | | | 396.000 | |
| Greece | 251.000 | | | 251.000 | |
| Hungary | 108.500 | | | 108.500 | |
| Iceland | - | | | - | |
| Ireland | 67.500 | | | 67.500 | |
| Italy | 697.000 | | | 697.000 | |
| Latvia | 19.500 | | | 19.500 | |
| Liechtenstein | - | | | - | |
| Lithuania | 38.500 | | | 38.500 | |
| Luxembourg | 8.500 | | | 8.500 | |
| Malta | 7.500 | | | 7.500 | |
| Netherlands | 242.500 | | | 242.500 | |
| Norway | - | | | - | |
| Poland | - | | | - | |
| Portugal | 127.000 | | | 127.000 | |
| Romania | 347.000 | | | 347.000 | |
| Slovakia | 111.500 | | | 111.500 | |
| Slovenia | 32.000 | | | 32.000 | |
| Spain | 624.500 | | | 624.500 | |
| Sweden | 64.500 | | | 64.500 | |

| Week | Week 19 | | | | |
|---------------------|-------------------------------|---------------------|---------------------|----------------------|-------------|
| Date | 7-May-2018 | 8-May-2018 | 9-May-2018 | 10-May-2018 | 11-May-2018 |
| Holiday | <i>Early May Bank Holiday</i> | | | <i>Ascension Day</i> | |
| Weekday | Monday | Tuesday | Wednesday | Thursday | Friday |
| Call Trading Period | | 09.00 am - 11.00 am | 09.00 am - 11.00 am | | |
| Product Code | | T3PA | T3PA | | |
| Consolidated Volume | | 4.213.000 | 3.547.000 | | |
| Austria | | 100.500 | | | |
| Belgium | | 183.500 | | | |
| Bulgaria | | 178.000 | | | |
| Croatia | | 34.500 | | | |
| Cyprus | | 12.000 | | | |
| Czech Republic | | 282.000 | | | |
| Denmark | | 90.500 | | | |
| Estonia | | 68.000 | | | |
| Finland | | 121.000 | | | |
| France | | 396.000 | | | |
| Greece | | 251.000 | | | |
| Hungary | | 108.500 | | | |
| Iceland | | - | | | |
| Ireland | | 67.500 | | | |
| Italy | | 697.000 | | | |
| Latvia | | 19.500 | | | |
| Liechtenstein | | - | | | |
| Lithuania | | 38.500 | | | |
| Luxembourg | | 8.500 | | | |
| Malta | | 7.500 | | | |
| Netherlands | | 242.500 | | | |
| Norway | | - | | | |
| Poland | | - | 3.547.000 | | |
| Portugal | | 127.000 | | | |
| Romania | | 347.000 | | | |
| Slovakia | | 111.500 | | | |
| Slovenia | | 32.000 | | | |
| Spain | | 624.500 | | | |
| Sweden | | 64.500 | | | |

| Week | Week 20 | | | | |
|---------------------|---------------------|---------------------|-------------|---------------------|-------------|
| Date | 14-May-2018 | 15-May-2018 | 16-May-2018 | 17-May-2018 | 18-May-2018 |
| Holiday | | | | | |
| Weekday | Monday | Tuesday | Wednesday | Thursday | Friday |
| Call Trading Period | 09.00 am - 11.00 am | 09.00 am - 11.00 am | | 09.00 am - 11.00 am | |
| Product Code | T3PA | T3PA | | T3PA | |
| Consolidated Volume | 4.213.000 | 4.213.000 | | 4.213.000 | |
| Austria | 100.500 | 100.500 | | 100.500 | |
| Belgium | 183.500 | 183.500 | | 183.500 | |
| Bulgaria | 178.000 | 178.000 | | 178.000 | |
| Croatia | 34.500 | 34.500 | | 34.500 | |
| Cyprus | 12.000 | 12.000 | | 12.000 | |
| Czech Republic | 282.000 | 282.000 | | 282.000 | |
| Denmark | 90.500 | 90.500 | | 90.500 | |
| Estonia | 68.000 | 68.000 | | 68.000 | |
| Finland | 121.000 | 121.000 | | 121.000 | |
| France | 396.000 | 396.000 | | 396.000 | |
| Greece | 251.000 | 251.000 | | 251.000 | |
| Hungary | 108.500 | 108.500 | | 108.500 | |
| Iceland | - | - | | - | |
| Ireland | 67.500 | 67.500 | | 67.500 | |
| Italy | 697.000 | 697.000 | | 697.000 | |
| Latvia | 19.500 | 19.500 | | 19.500 | |
| Liechtenstein | - | - | | - | |
| Lithuania | 38.500 | 38.500 | | 38.500 | |
| Luxembourg | 8.500 | 8.500 | | 8.500 | |
| Malta | 7.500 | 7.500 | | 7.500 | |
| Netherlands | 242.500 | 242.500 | | 242.500 | |
| Norway | - | - | | - | |
| Poland | - | - | | - | |
| Portugal | 127.000 | 127.000 | | 127.000 | |
| Romania | 347.000 | 347.000 | | 347.000 | |
| Slovakia | 111.500 | 111.500 | | 111.500 | |
| Slovenia | 32.000 | 32.000 | | 32.000 | |
| Spain | 624.500 | 624.500 | | 624.500 | |
| Sweden | 64.500 | 64.500 | | 64.500 | |

| Week | Week 21 | | | | |
|---------------------|--------------------|---------------------|---------------------|---------------------|-------------|
| Date | 21-May-2018 | 22-May-2018 | 23-May-2018 | 24-May-2018 | 25-May-2018 |
| Holiday | <i>Whit Monday</i> | | | | |
| Weekday | Monday | Tuesday | Wednesday | Thursday | Friday |
| Call Trading Period | | 09.00 am - 11.00 am | 09.00 am - 11.00 am | 09.00 am - 11.00 am | |
| Product Code | | T3PA | T3PA | T3PA | |
| Consolidated Volume | | 4.213.000 | 3.547.000 | 4.213.000 | |
| Austria | | 100.500 | | 100.500 | |
| Belgium | | 183.500 | | 183.500 | |
| Bulgaria | | 178.000 | | 178.000 | |
| Croatia | | 34.500 | | 34.500 | |
| Cyprus | | 12.000 | | 12.000 | |
| Czech Republic | | 282.000 | | 282.000 | |
| Denmark | | 90.500 | | 90.500 | |
| Estonia | | 68.000 | | 68.000 | |
| Finland | | 121.000 | | 121.000 | |
| France | | 396.000 | | 396.000 | |
| Greece | | 251.000 | | 251.000 | |
| Hungary | | 108.500 | | 108.500 | |
| Iceland | | - | | - | |
| Ireland | | 67.500 | | 67.500 | |
| Italy | | 697.000 | | 697.000 | |
| Latvia | | 19.500 | | 19.500 | |
| Liechtenstein | | - | | - | |
| Lithuania | | 38.500 | | 38.500 | |
| Luxembourg | | 8.500 | | 8.500 | |
| Malta | | 7.500 | | 7.500 | |
| Netherlands | | 242.500 | | 242.500 | |
| Norway | | - | | - | |
| Poland | | - | 3.547.000 | - | |
| Portugal | | 127.000 | | 127.000 | |
| Romania | | 347.000 | | 347.000 | |
| Slovakia | | 111.500 | | 111.500 | |
| Slovenia | | 32.000 | | 32.000 | |
| Spain | | 624.500 | | 624.500 | |
| Sweden | | 64.500 | | 64.500 | |

| Week | Week 22 | | | | |
|---------------------|----------------------------|---------------------|-------------|---------------------|------------|
| Date | 28-May-2018 | 29-May-2018 | 30-May-2018 | 31-May-2018 | 1-Jun-2018 |
| Holiday | <i>Spring Bank Holiday</i> | | | | |
| Weekday | Monday | Tuesday | Wednesday | Thursday | Friday |
| Call Trading Period | | 09.00 am - 11.00 am | | 09.00 am - 11.00 am | |
| Product Code | | T3PA | | T3PA | |
| Consolidated Volume | | 4.213.000 | | 4.213.000 | |
| Austria | | 100.500 | | 100.500 | |
| Belgium | | 183.500 | | 183.500 | |
| Bulgaria | | 178.000 | | 178.000 | |
| Croatia | | 34.500 | | 34.500 | |
| Cyprus | | 12.000 | | 12.000 | |
| Czech Republic | | 282.000 | | 282.000 | |
| Denmark | | 90.500 | | 90.500 | |
| Estonia | | 68.000 | | 68.000 | |
| Finland | | 121.000 | | 121.000 | |
| France | | 396.000 | | 396.000 | |
| Greece | | 251.000 | | 251.000 | |
| Hungary | | 108.500 | | 108.500 | |
| Iceland | | - | | - | |
| Ireland | | 67.500 | | 67.500 | |
| Italy | | 697.000 | | 697.000 | |
| Latvia | | 19.500 | | 19.500 | |
| Liechtenstein | | - | | - | |
| Lithuania | | 38.500 | | 38.500 | |
| Luxembourg | | 8.500 | | 8.500 | |
| Malta | | 7.500 | | 7.500 | |
| Netherlands | | 242.500 | | 242.500 | |
| Norway | | - | | - | |
| Poland | | - | | - | |
| Portugal | | 127.000 | | 127.000 | |
| Romania | | 347.000 | | 347.000 | |
| Slovakia | | 111.500 | | 111.500 | |
| Slovenia | | 32.000 | | 32.000 | |
| Spain | | 624.500 | | 624.500 | |
| Sweden | | 64.500 | | 64.500 | |

| Week | Week 23 | | | | |
|---------------------|---------------------|---------------------|---------------------|---------------------|------------|
| | 4-Jun-2018 | 5-Jun-2018 | 6-Jun-2018 | 7-Jun-2018 | 8-Jun-2018 |
| Date | | | | | |
| Holiday | | | | | |
| Weekday | Monday | Tuesday | Wednesday | Thursday | Friday |
| Call Trading Period | 09.00 am - 11.00 am | 09.00 am - 11.00 am | 09.00 am - 11.00 am | 09.00 am - 11.00 am | |
| Product Code | T3PA | T3PA | T3PA | T3PA | |
| Consolidated Volume | 4.213.000 | 4.213.000 | 3.547.000 | 4.213.000 | |
| Austria | 100.500 | 100.500 | | 100.500 | |
| Belgium | 183.500 | 183.500 | | 183.500 | |
| Bulgaria | 178.000 | 178.000 | | 178.000 | |
| Croatia | 34.500 | 34.500 | | 34.500 | |
| Cyprus | 12.000 | 12.000 | | 12.000 | |
| Czech Republic | 282.000 | 282.000 | | 282.000 | |
| Denmark | 90.500 | 90.500 | | 90.500 | |
| Estonia | 68.000 | 68.000 | | 68.000 | |
| Finland | 121.000 | 121.000 | | 121.000 | |
| France | 396.000 | 396.000 | | 396.000 | |
| Greece | 251.000 | 251.000 | | 251.000 | |
| Hungary | 108.500 | 108.500 | | 108.500 | |
| Iceland | - | - | | - | |
| Ireland | 67.500 | 67.500 | | 67.500 | |
| Italy | 697.000 | 697.000 | | 697.000 | |
| Latvia | 19.500 | 19.500 | | 19.500 | |
| Liechtenstein | - | - | | - | |
| Lithuania | 38.500 | 38.500 | | 38.500 | |
| Luxembourg | 8.500 | 8.500 | | 8.500 | |
| Malta | 7.500 | 7.500 | | 7.500 | |
| Netherlands | 242.500 | 242.500 | | 242.500 | |
| Norway | - | - | | - | |
| Poland | - | - | 3.547.000 | - | |
| Portugal | 127.000 | 127.000 | | 127.000 | |
| Romania | 347.000 | 347.000 | | 347.000 | |
| Slovakia | 111.500 | 111.500 | | 111.500 | |
| Slovenia | 32.000 | 32.000 | | 32.000 | |
| Spain | 624.500 | 624.500 | | 624.500 | |
| Sweden | 64.500 | 64.500 | | 64.500 | |

| Week | Week 24 | | | | |
|---------------------|---------------------|---------------------|-------------|---------------------|-------------|
| | 11-Jun-2018 | 12-Jun-2018 | 13-Jun-2018 | 14-Jun-2018 | 15-Jun-2018 |
| Date | | | | | |
| Holiday | | | | | |
| Weekday | Monday | Tuesday | Wednesday | Thursday | Friday |
| Call Trading Period | 09.00 am - 11.00 am | 09.00 am - 11.00 am | | 09.00 am - 11.00 am | |
| Product Code | T3PA | T3PA | | T3PA | |
| Consolidated Volume | 4.213.000 | 4.213.000 | | 4.213.000 | |
| Austria | 100.500 | 100.500 | | 100.500 | |
| Belgium | 183.500 | 183.500 | | 183.500 | |
| Bulgaria | 178.000 | 178.000 | | 178.000 | |
| Croatia | 34.500 | 34.500 | | 34.500 | |
| Cyprus | 12.000 | 12.000 | | 12.000 | |
| Czech Republic | 282.000 | 282.000 | | 282.000 | |
| Denmark | 90.500 | 90.500 | | 90.500 | |
| Estonia | 68.000 | 68.000 | | 68.000 | |
| Finland | 121.000 | 121.000 | | 121.000 | |
| France | 396.000 | 396.000 | | 396.000 | |
| Greece | 251.000 | 251.000 | | 251.000 | |
| Hungary | 108.500 | 108.500 | | 108.500 | |
| Iceland | - | - | | - | |
| Ireland | 67.500 | 67.500 | | 67.500 | |
| Italy | 697.000 | 697.000 | | 697.000 | |
| Latvia | 19.500 | 19.500 | | 19.500 | |
| Liechtenstein | - | - | | - | |
| Lithuania | 38.500 | 38.500 | | 38.500 | |
| Luxembourg | 8.500 | 8.500 | | 8.500 | |
| Malta | 7.500 | 7.500 | | 7.500 | |
| Netherlands | 242.500 | 242.500 | | 242.500 | |
| Norway | - | - | | - | |
| Poland | - | - | | - | |
| Portugal | 127.000 | 127.000 | | 127.000 | |
| Romania | 347.000 | 347.000 | | 347.000 | |
| Slovakia | 111.500 | 111.500 | | 111.500 | |
| Slovenia | 32.000 | 32.000 | | 32.000 | |
| Spain | 624.500 | 624.500 | | 624.500 | |
| Sweden | 64.500 | 64.500 | | 64.500 | |

| Week | Week 25 | | | | |
|---------------------|---------------------|---------------------|---------------------|---------------------|-------------|
| Date | 18-Jun-2018 | 19-Jun-2018 | 20-Jun-2018 | 21-Jun-2018 | 22-Jun-2018 |
| Holiday | | | | | |
| Weekday | Monday | Tuesday | Wednesday | Thursday | Friday |
| Call Trading Period | 09.00 am - 11.00 am | 09.00 am - 11.00 am | 09.00 am - 11.00 am | 09.00 am - 11.00 am | |
| Product Code | T3PA | T3PA | T3PA | T3PA | |
| Consolidated Volume | 4.213.000 | 4.213.000 | 3.547.000 | 4.213.000 | |
| Austria | 100.500 | 100.500 | | 100.500 | |
| Belgium | 183.500 | 183.500 | | 183.500 | |
| Bulgaria | 178.000 | 178.000 | | 178.000 | |
| Croatia | 34.500 | 34.500 | | 34.500 | |
| Cyprus | 12.000 | 12.000 | | 12.000 | |
| Czech Republic | 282.000 | 282.000 | | 282.000 | |
| Denmark | 90.500 | 90.500 | | 90.500 | |
| Estonia | 68.000 | 68.000 | | 68.000 | |
| Finland | 121.000 | 121.000 | | 121.000 | |
| France | 396.000 | 396.000 | | 396.000 | |
| Greece | 251.000 | 251.000 | | 251.000 | |
| Hungary | 108.500 | 108.500 | | 108.500 | |
| Iceland | - | - | | - | |
| Ireland | 67.500 | 67.500 | | 67.500 | |
| Italy | 697.000 | 697.000 | | 697.000 | |
| Latvia | 19.500 | 19.500 | | 19.500 | |
| Liechtenstein | - | - | | - | |
| Lithuania | 38.500 | 38.500 | | 38.500 | |
| Luxembourg | 8.500 | 8.500 | | 8.500 | |
| Malta | 7.500 | 7.500 | | 7.500 | |
| Netherlands | 242.500 | 242.500 | | 242.500 | |
| Norway | - | - | | - | |
| Poland | - | - | 3.547.000 | - | |
| Portugal | 127.000 | 127.000 | | 127.000 | |
| Romania | 347.000 | 347.000 | | 347.000 | |
| Slovakia | 111.500 | 111.500 | | 111.500 | |
| Slovenia | 32.000 | 32.000 | | 32.000 | |
| Spain | 624.500 | 624.500 | | 624.500 | |
| Sweden | 64.500 | 64.500 | | 64.500 | |

| Week | Week 26 | | | | |
|---------------------|---------------------|---------------------|-------------|---------------------|-------------|
| Date | 25-Jun-2018 | 26-Jun-2018 | 27-Jun-2018 | 28-Jun-2018 | 29-Jun-2018 |
| Holiday | | | | | |
| Weekday | Monday | Tuesday | Wednesday | Thursday | Friday |
| Call Trading Period | 09.00 am - 11.00 am | 09.00 am - 11.00 am | | 09.00 am - 11.00 am | |
| Product Code | T3PA | T3PA | | T3PA | |
| Consolidated Volume | 4.213.000 | 4.213.000 | | 4.213.000 | |
| Austria | 100.500 | 100.500 | | 100.500 | |
| Belgium | 183.500 | 183.500 | | 183.500 | |
| Bulgaria | 178.000 | 178.000 | | 178.000 | |
| Croatia | 34.500 | 34.500 | | 34.500 | |
| Cyprus | 12.000 | 12.000 | | 12.000 | |
| Czech Republic | 282.000 | 282.000 | | 282.000 | |
| Denmark | 90.500 | 90.500 | | 90.500 | |
| Estonia | 68.000 | 68.000 | | 68.000 | |
| Finland | 121.000 | 121.000 | | 121.000 | |
| France | 396.000 | 396.000 | | 396.000 | |
| Greece | 251.000 | 251.000 | | 251.000 | |
| Hungary | 108.500 | 108.500 | | 108.500 | |
| Iceland | - | - | | - | |
| Ireland | 67.500 | 67.500 | | 67.500 | |
| Italy | 697.000 | 697.000 | | 697.000 | |
| Latvia | 19.500 | 19.500 | | 19.500 | |
| Liechtenstein | - | - | | - | |
| Lithuania | 38.500 | 38.500 | | 38.500 | |
| Luxembourg | 8.500 | 8.500 | | 8.500 | |
| Malta | 7.500 | 7.500 | | 7.500 | |
| Netherlands | 242.500 | 242.500 | | 242.500 | |
| Norway | - | - | | - | |
| Poland | - | - | | - | |
| Portugal | 127.000 | 127.000 | | 127.000 | |
| Romania | 347.000 | 347.000 | | 347.000 | |
| Slovakia | 111.500 | 111.500 | | 111.500 | |
| Slovenia | 32.000 | 32.000 | | 32.000 | |
| Spain | 624.500 | 624.500 | | 624.500 | |
| Sweden | 64.500 | 64.500 | | 64.500 | |

| Week | Week 27 | | | | |
|---------------------|---------------------|---------------------|---------------------|---------------------|------------|
| | 2-Jul-2018 | 3-Jul-2018 | 4-Jul-2018 | 5-Jul-2018 | 6-Jul-2018 |
| Date | | | | | |
| Holiday | | | | | |
| Weekday | Monday | Tuesday | Wednesday | Thursday | Friday |
| Call Trading Period | 09.00 am - 11.00 am | 09.00 am - 11.00 am | 09.00 am - 11.00 am | 09.00 am - 11.00 am | |
| Product Code | T3PA | T3PA | T3PA | T3PA | |
| Consolidated Volume | 4.213.000 | 4.213.000 | 3.547.000 | 4.213.000 | |
| Austria | 100.500 | 100.500 | | 100.500 | |
| Belgium | 183.500 | 183.500 | | 183.500 | |
| Bulgaria | 178.000 | 178.000 | | 178.000 | |
| Croatia | 34.500 | 34.500 | | 34.500 | |
| Cyprus | 12.000 | 12.000 | | 12.000 | |
| Czech Republic | 282.000 | 282.000 | | 282.000 | |
| Denmark | 90.500 | 90.500 | | 90.500 | |
| Estonia | 68.000 | 68.000 | | 68.000 | |
| Finland | 121.000 | 121.000 | | 121.000 | |
| France | 396.000 | 396.000 | | 396.000 | |
| Greece | 251.000 | 251.000 | | 251.000 | |
| Hungary | 108.500 | 108.500 | | 108.500 | |
| Iceland | - | - | | - | |
| Ireland | 67.500 | 67.500 | | 67.500 | |
| Italy | 697.000 | 697.000 | | 697.000 | |
| Latvia | 19.500 | 19.500 | | 19.500 | |
| Liechtenstein | - | - | | - | |
| Lithuania | 38.500 | 38.500 | | 38.500 | |
| Luxembourg | 8.500 | 8.500 | | 8.500 | |
| Malta | 7.500 | 7.500 | | 7.500 | |
| Netherlands | 242.500 | 242.500 | | 242.500 | |
| Norway | - | - | | - | |
| Poland | - | - | 3.547.000 | - | |
| Portugal | 127.000 | 127.000 | | 127.000 | |
| Romania | 347.000 | 347.000 | | 347.000 | |
| Slovakia | 111.500 | 111.500 | | 111.500 | |
| Slovenia | 32.000 | 32.000 | | 32.000 | |
| Spain | 624.500 | 624.500 | | 624.500 | |
| Sweden | 64.500 | 64.500 | | 64.500 | |

| Week | Week 28 | | | | |
|---------------------|---------------------|---------------------|-------------|---------------------|-------------|
| | 9-Jul-2018 | 10-Jul-2018 | 11-Jul-2018 | 12-Jul-2018 | 13-Jul-2018 |
| Date | | | | | |
| Holiday | | | | | |
| Weekday | Monday | Tuesday | Wednesday | Thursday | Friday |
| Call Trading Period | 09.00 am - 11.00 am | 09.00 am - 11.00 am | | 09.00 am - 11.00 am | |
| Product Code | T3PA | T3PA | | T3PA | |
| Consolidated Volume | 4.213.000 | 4.213.000 | | 4.213.000 | |
| Austria | 100.500 | 100.500 | | 100.500 | |
| Belgium | 183.500 | 183.500 | | 183.500 | |
| Bulgaria | 178.000 | 178.000 | | 178.000 | |
| Croatia | 34.500 | 34.500 | | 34.500 | |
| Cyprus | 12.000 | 12.000 | | 12.000 | |
| Czech Republic | 282.000 | 282.000 | | 282.000 | |
| Denmark | 90.500 | 90.500 | | 90.500 | |
| Estonia | 68.000 | 68.000 | | 68.000 | |
| Finland | 121.000 | 121.000 | | 121.000 | |
| France | 396.000 | 396.000 | | 396.000 | |
| Greece | 251.000 | 251.000 | | 251.000 | |
| Hungary | 108.500 | 108.500 | | 108.500 | |
| Iceland | - | - | | - | |
| Ireland | 67.500 | 67.500 | | 67.500 | |
| Italy | 697.000 | 697.000 | | 697.000 | |
| Latvia | 19.500 | 19.500 | | 19.500 | |
| Liechtenstein | - | - | | - | |
| Lithuania | 38.500 | 38.500 | | 38.500 | |
| Luxembourg | 8.500 | 8.500 | | 8.500 | |
| Malta | 7.500 | 7.500 | | 7.500 | |
| Netherlands | 242.500 | 242.500 | | 242.500 | |
| Norway | - | - | | - | |
| Poland | - | - | | - | |
| Portugal | 127.000 | 127.000 | | 127.000 | |
| Romania | 347.000 | 347.000 | | 347.000 | |
| Slovakia | 111.500 | 111.500 | | 111.500 | |
| Slovenia | 32.000 | 32.000 | | 32.000 | |
| Spain | 624.500 | 624.500 | | 624.500 | |
| Sweden | 64.500 | 64.500 | | 64.500 | |

| Week | Week 29 | | | | |
|---------------------|---------------------|---------------------|---------------------|---------------------|-------------|
| | 16-Jul-2018 | 17-Jul-2018 | 18-Jul-2018 | 19-Jul-2018 | 20-Jul-2018 |
| Date | | | | | |
| Holiday | | | | | |
| Weekday | Monday | Tuesday | Wednesday | Thursday | Friday |
| Call Trading Period | 09.00 am - 11.00 am | 09.00 am - 11.00 am | 09.00 am - 11.00 am | 09.00 am - 11.00 am | |
| Product Code | T3PA | T3PA | T3PA | T3PA | |
| Consolidated Volume | 4.213.000 | 4.213.000 | 3.547.000 | 4.213.000 | |
| Austria | 100.500 | 100.500 | | 100.500 | |
| Belgium | 183.500 | 183.500 | | 183.500 | |
| Bulgaria | 178.000 | 178.000 | | 178.000 | |
| Croatia | 34.500 | 34.500 | | 34.500 | |
| Cyprus | 12.000 | 12.000 | | 12.000 | |
| Czech Republic | 282.000 | 282.000 | | 282.000 | |
| Denmark | 90.500 | 90.500 | | 90.500 | |
| Estonia | 68.000 | 68.000 | | 68.000 | |
| Finland | 121.000 | 121.000 | | 121.000 | |
| France | 396.000 | 396.000 | | 396.000 | |
| Greece | 251.000 | 251.000 | | 251.000 | |
| Hungary | 108.500 | 108.500 | | 108.500 | |
| Iceland | - | - | | - | |
| Ireland | 67.500 | 67.500 | | 67.500 | |
| Italy | 697.000 | 697.000 | | 697.000 | |
| Latvia | 19.500 | 19.500 | | 19.500 | |
| Liechtenstein | - | - | | - | |
| Lithuania | 38.500 | 38.500 | | 38.500 | |
| Luxembourg | 8.500 | 8.500 | | 8.500 | |
| Malta | 7.500 | 7.500 | | 7.500 | |
| Netherlands | 242.500 | 242.500 | | 242.500 | |
| Norway | - | - | | - | |
| Poland | - | - | 3.547.000 | - | |
| Portugal | 127.000 | 127.000 | | 127.000 | |
| Romania | 347.000 | 347.000 | | 347.000 | |
| Slovakia | 111.500 | 111.500 | | 111.500 | |
| Slovenia | 32.000 | 32.000 | | 32.000 | |
| Spain | 624.500 | 624.500 | | 624.500 | |
| Sweden | 64.500 | 64.500 | | 64.500 | |

| Week | Week 30 | | | | |
|---------------------|---------------------|---------------------|-------------|---------------------|-------------|
| | 23-Jul-2018 | 24-Jul-2018 | 25-Jul-2018 | 26-Jul-2018 | 27-Jul-2018 |
| Date | | | | | |
| Holiday | | | | | |
| Weekday | Monday | Tuesday | Wednesday | Thursday | Friday |
| Call Trading Period | 09.00 am - 11.00 am | 09.00 am - 11.00 am | | 09.00 am - 11.00 am | |
| Product Code | T3PA | T3PA | | T3PA | |
| Consolidated Volume | 4.213.000 | 4.213.000 | | 4.213.000 | |
| Austria | 100.500 | 100.500 | | 100.500 | |
| Belgium | 183.500 | 183.500 | | 183.500 | |
| Bulgaria | 178.000 | 178.000 | | 178.000 | |
| Croatia | 34.500 | 34.500 | | 34.500 | |
| Cyprus | 12.000 | 12.000 | | 12.000 | |
| Czech Republic | 282.000 | 282.000 | | 282.000 | |
| Denmark | 90.500 | 90.500 | | 90.500 | |
| Estonia | 68.000 | 68.000 | | 68.000 | |
| Finland | 121.000 | 121.000 | | 121.000 | |
| France | 396.000 | 396.000 | | 396.000 | |
| Greece | 251.000 | 251.000 | | 251.000 | |
| Hungary | 108.500 | 108.500 | | 108.500 | |
| Iceland | - | - | | - | |
| Ireland | 67.500 | 67.500 | | 67.500 | |
| Italy | 697.000 | 697.000 | | 697.000 | |
| Latvia | 19.500 | 19.500 | | 19.500 | |
| Liechtenstein | - | - | | - | |
| Lithuania | 38.500 | 38.500 | | 38.500 | |
| Luxembourg | 8.500 | 8.500 | | 8.500 | |
| Malta | 7.500 | 7.500 | | 7.500 | |
| Netherlands | 242.500 | 242.500 | | 242.500 | |
| Norway | - | - | | - | |
| Poland | - | - | | - | |
| Portugal | 127.000 | 127.000 | | 127.000 | |
| Romania | 347.000 | 347.000 | | 347.000 | |
| Slovakia | 111.500 | 111.500 | | 111.500 | |
| Slovenia | 32.000 | 32.000 | | 32.000 | |
| Spain | 624.500 | 624.500 | | 624.500 | |
| Sweden | 64.500 | 64.500 | | 64.500 | |

| Week | Week 31 | | | | |
|---------------------|---------------------|---------------------|---------------------|---------------------|------------|
| | 30-Jul-2018 | 31-Jul-2018 | 1-Aug-2018 | 2-Aug-2018 | 3-Aug-2018 |
| Date | | | | | |
| Holiday | | | | | |
| Weekday | Monday | Tuesday | Wednesday | Thursday | Friday |
| Call Trading Period | 09.00 am - 11.00 am | 09.00 am - 11.00 am | 09.00 am - 11.00 am | 09.00 am - 11.00 am | |
| Product Code | T3PA | T3PA | T3PA | T3PA | |
| Consolidated Volume | 4.213.000 | 4.213.000 | 1.773.500 | 2.104.000 | |
| Austria | 100.500 | 100.500 | | 51.000 | |
| Belgium | 183.500 | 183.500 | | 91.500 | |
| Bulgaria | 178.000 | 178.000 | | 89.000 | |
| Croatia | 34.500 | 34.500 | | 17.000 | |
| Cyprus | 12.000 | 12.000 | | 5.500 | |
| Czech Republic | 282.000 | 282.000 | | 141.000 | |
| Denmark | 90.500 | 90.500 | | 45.000 | |
| Estonia | 68.000 | 68.000 | | 34.000 | |
| Finland | 121.000 | 121.000 | | 60.500 | |
| France | 396.000 | 396.000 | | 197.000 | |
| Greece | 251.000 | 251.000 | | 125.500 | |
| Hungary | 108.500 | 108.500 | | 54.000 | |
| Iceland | - | - | | - | |
| Ireland | 67.500 | 67.500 | | 34.000 | |
| Italy | 697.000 | 697.000 | | 346.500 | |
| Latvia | 19.500 | 19.500 | | 9.500 | |
| Liechtenstein | - | - | | - | |
| Lithuania | 38.500 | 38.500 | | 20.000 | |
| Luxembourg | 8.500 | 8.500 | | 6.500 | |
| Malta | 7.500 | 7.500 | | 2.500 | |
| Netherlands | 242.500 | 242.500 | | 121.000 | |
| Norway | - | - | | - | |
| Poland | - | - | 1.773.500 | - | |
| Portugal | 127.000 | 127.000 | | 63.500 | |
| Romania | 347.000 | 347.000 | | 174.000 | |
| Slovakia | 111.500 | 111.500 | | 55.000 | |
| Slovenia | 32.000 | 32.000 | | 16.000 | |
| Spain | 624.500 | 624.500 | | 312.500 | |
| Sweden | 64.500 | 64.500 | | 32.000 | |

| Week | Week 32 | | | | |
|---------------------|---------------------|---------------------|------------|---------------------|-------------|
| | 6-Aug-2018 | 7-Aug-2018 | 8-Aug-2018 | 9-Aug-2018 | 10-Aug-2018 |
| Date | | | | | |
| Holiday | | | | | |
| Weekday | Monday | Tuesday | Wednesday | Thursday | Friday |
| Call Trading Period | 09.00 am - 11.00 am | 09.00 am - 11.00 am | | 09.00 am - 11.00 am | |
| Product Code | T3PA | T3PA | | T3PA | |
| Consolidated Volume | 2.104.000 | 2.104.000 | | 2.104.000 | |
| Austria | 51.000 | 51.000 | | 51.000 | |
| Belgium | 91.500 | 91.500 | | 91.500 | |
| Bulgaria | 89.000 | 89.000 | | 89.000 | |
| Croatia | 17.000 | 17.000 | | 17.000 | |
| Cyprus | 5.500 | 5.500 | | 5.500 | |
| Czech Republic | 141.000 | 141.000 | | 141.000 | |
| Denmark | 45.000 | 45.000 | | 45.000 | |
| Estonia | 34.000 | 34.000 | | 34.000 | |
| Finland | 60.500 | 60.500 | | 60.500 | |
| France | 197.000 | 197.000 | | 197.000 | |
| Greece | 125.500 | 125.500 | | 125.500 | |
| Hungary | 54.000 | 54.000 | | 54.000 | |
| Iceland | - | - | | - | |
| Ireland | 34.000 | 34.000 | | 34.000 | |
| Italy | 346.500 | 346.500 | | 346.500 | |
| Latvia | 9.500 | 9.500 | | 9.500 | |
| Liechtenstein | - | - | | - | |
| Lithuania | 20.000 | 20.000 | | 20.000 | |
| Luxembourg | 6.500 | 6.500 | | 6.500 | |
| Malta | 2.500 | 2.500 | | 2.500 | |
| Netherlands | 121.000 | 121.000 | | 121.000 | |
| Norway | - | - | | - | |
| Poland | - | - | | - | |
| Portugal | 63.500 | 63.500 | | 63.500 | |
| Romania | 174.000 | 174.000 | | 174.000 | |
| Slovakia | 55.000 | 55.000 | | 55.000 | |
| Slovenia | 16.000 | 16.000 | | 16.000 | |
| Spain | 312.500 | 312.500 | | 312.500 | |
| Sweden | 32.000 | 32.000 | | 32.000 | |

| Week | Week 33 | | | | |
|---------------------|---------------------|---------------------|-----------------------|---------------------|-------------|
| Date | 13-Aug-2018 | 14-Aug-2018 | 15-Aug-2018 | 16-Aug-2018 | 17-Aug-2018 |
| Holiday | | | <i>Assumption Day</i> | | |
| Weekday | Monday | Tuesday | Wednesday | Thursday | Friday |
| Call Trading Period | 09.00 am - 11.00 am | 09.00 am - 11.00 am | | 09.00 am - 11.00 am | |
| Product Code | T3PA | T3PA | | T3PA | |
| Consolidated Volume | 2.104.000 | 2.104.000 | | 2.104.000 | |
| Austria | 51.000 | 51.000 | | 51.000 | |
| Belgium | 91.500 | 91.500 | | 91.500 | |
| Bulgaria | 89.000 | 89.000 | | 89.000 | |
| Croatia | 17.000 | 17.000 | | 17.000 | |
| Cyprus | 5.500 | 5.500 | | 5.500 | |
| Czech Republic | 141.000 | 141.000 | | 141.000 | |
| Denmark | 45.000 | 45.000 | | 45.000 | |
| Estonia | 34.000 | 34.000 | | 34.000 | |
| Finland | 60.500 | 60.500 | | 60.500 | |
| France | 197.000 | 197.000 | | 197.000 | |
| Greece | 125.500 | 125.500 | | 125.500 | |
| Hungary | 54.000 | 54.000 | | 54.000 | |
| Iceland | - | - | | - | |
| Ireland | 34.000 | 34.000 | | 34.000 | |
| Italy | 346.500 | 346.500 | | 346.500 | |
| Latvia | 9.500 | 9.500 | | 9.500 | |
| Liechtenstein | - | - | | - | |
| Lithuania | 20.000 | 20.000 | | 20.000 | |
| Luxembourg | 6.500 | 6.500 | | 6.500 | |
| Malta | 2.500 | 2.500 | | 2.500 | |
| Netherlands | 121.000 | 121.000 | | 121.000 | |
| Norway | - | - | | - | |
| Poland | - | - | | - | |
| Portugal | 63.500 | 63.500 | | 63.500 | |
| Romania | 174.000 | 174.000 | | 174.000 | |
| Slovakia | 55.000 | 55.000 | | 55.000 | |
| Slovenia | 16.000 | 16.000 | | 16.000 | |
| Spain | 312.500 | 312.500 | | 312.500 | |
| Sweden | 32.000 | 32.000 | | 32.000 | |

| Week | Week 34 | | | | |
|---------------------|---------------------|---------------------|-------------|---------------------|-------------|
| Date | 20-Aug-2018 | 21-Aug-2018 | 22-Aug-2018 | 23-Aug-2018 | 24-Aug-2018 |
| Holiday | | | | | |
| Weekday | Monday | Tuesday | Wednesday | Thursday | Friday |
| Call Trading Period | 09.00 am - 11.00 am | 09.00 am - 11.00 am | | 09.00 am - 11.00 am | |
| Product Code | T3PA | T3PA | | T3PA | |
| Consolidated Volume | 2.104.000 | 2.104.000 | | 2.104.000 | |
| Austria | 51.000 | 51.000 | | 51.000 | |
| Belgium | 91.500 | 91.500 | | 91.500 | |
| Bulgaria | 89.000 | 89.000 | | 89.000 | |
| Croatia | 17.000 | 17.000 | | 17.000 | |
| Cyprus | 5.500 | 5.500 | | 5.500 | |
| Czech Republic | 141.000 | 141.000 | | 141.000 | |
| Denmark | 45.000 | 45.000 | | 45.000 | |
| Estonia | 34.000 | 34.000 | | 34.000 | |
| Finland | 60.500 | 60.500 | | 60.500 | |
| France | 197.000 | 197.000 | | 197.000 | |
| Greece | 125.500 | 125.500 | | 125.500 | |
| Hungary | 54.000 | 54.000 | | 54.000 | |
| Iceland | - | - | | - | |
| Ireland | 34.000 | 34.000 | | 34.000 | |
| Italy | 346.500 | 346.500 | | 346.500 | |
| Latvia | 9.500 | 9.500 | | 9.500 | |
| Liechtenstein | - | - | | - | |
| Lithuania | 20.000 | 20.000 | | 20.000 | |
| Luxembourg | 6.500 | 6.500 | | 6.500 | |
| Malta | 2.500 | 2.500 | | 2.500 | |
| Netherlands | 121.000 | 121.000 | | 121.000 | |
| Norway | - | - | | - | |
| Poland | - | - | | - | |
| Portugal | 63.500 | 63.500 | | 63.500 | |
| Romania | 174.000 | 174.000 | | 174.000 | |
| Slovakia | 55.000 | 55.000 | | 55.000 | |
| Slovenia | 16.000 | 16.000 | | 16.000 | |
| Spain | 312.500 | 312.500 | | 312.500 | |
| Sweden | 32.000 | 32.000 | | 32.000 | |

| Week | Week 35 | | | | |
|---------------------|----------------------------|---------------------|---------------------|---------------------|-------------|
| Date | 27-Aug-2018 | 28-Aug-2018 | 29-Aug-2018 | 30-Aug-2018 | 31-Aug-2018 |
| Holiday | <i>Summer Bank Holiday</i> | | | | |
| Weekday | Monday | Tuesday | Wednesday | Thursday | Friday |
| Call Trading Period | | 09.00 am - 11.00 am | 09.00 am - 11.00 am | 09.00 am - 11.00 am | |
| Product Code | | T3PA | T3PA | T3PA | |
| Consolidated Volume | | 2.104.000 | 1.773.500 | 2.104.000 | |
| Austria | | 51.000 | | 51.000 | |
| Belgium | | 91.500 | | 91.500 | |
| Bulgaria | | 89.000 | | 89.000 | |
| Croatia | | 17.000 | | 17.000 | |
| Cyprus | | 5.500 | | 5.500 | |
| Czech Republic | | 141.000 | | 141.000 | |
| Denmark | | 45.000 | | 45.000 | |
| Estonia | | 34.000 | | 34.000 | |
| Finland | | 60.500 | | 60.500 | |
| France | | 197.000 | | 197.000 | |
| Greece | | 125.500 | | 125.500 | |
| Hungary | | 54.000 | | 54.000 | |
| Iceland | | - | | - | |
| Ireland | | 34.000 | | 34.000 | |
| Italy | | 346.500 | | 346.500 | |
| Latvia | | 9.500 | | 9.500 | |
| Liechtenstein | | - | | - | |
| Lithuania | | 20.000 | | 20.000 | |
| Luxembourg | | 6.500 | | 6.500 | |
| Malta | | 2.500 | | 2.500 | |
| Netherlands | | 121.000 | | 121.000 | |
| Norway | | - | | - | |
| Poland | | - | 1.773.500 | - | |
| Portugal | | 63.500 | | 63.500 | |
| Romania | | 174.000 | | 174.000 | |
| Slovakia | | 55.000 | | 55.000 | |
| Slovenia | | 16.000 | | 16.000 | |
| Spain | | 312.500 | | 312.500 | |
| Sweden | | 32.000 | | 32.000 | |

| Week | Week 36 | | | | |
|---------------------|---------------------|---------------------|------------|------------------------------|------------|
| Date | 3-Sep-2018 | 4-Sep-2018 | 5-Sep-2018 | 6-Sep-2018 | 7-Sep-2018 |
| Holiday | | | | <i>Working Committee EEX</i> | |
| Weekday | Monday | Tuesday | Wednesday | Thursday | Friday |
| Call Trading Period | 09.00 am - 11.00 am | 09.00 am - 11.00 am | | | |
| Product Code | T3PA | T3PA | | | |
| Consolidated Volume | 4.213.000 | 4.213.000 | | | |
| Austria | 100.500 | 100.500 | | | |
| Belgium | 183.500 | 183.500 | | | |
| Bulgaria | 178.000 | 178.000 | | | |
| Croatia | 34.500 | 34.500 | | | |
| Cyprus | 12.000 | 12.000 | | | |
| Czech Republic | 282.000 | 282.000 | | | |
| Denmark | 90.500 | 90.500 | | | |
| Estonia | 68.000 | 68.000 | | | |
| Finland | 121.000 | 121.000 | | | |
| France | 396.000 | 396.000 | | | |
| Greece | 251.000 | 251.000 | | | |
| Hungary | 108.500 | 108.500 | | | |
| Iceland | - | - | | | |
| Ireland | 67.500 | 67.500 | | | |
| Italy | 697.000 | 697.000 | | | |
| Latvia | 19.500 | 19.500 | | | |
| Liechtenstein | - | - | | | |
| Lithuania | 38.500 | 38.500 | | | |
| Luxembourg | 8.500 | 8.500 | | | |
| Malta | 7.500 | 7.500 | | | |
| Netherlands | 242.500 | 242.500 | | | |
| Norway | - | - | | | |
| Poland | - | - | | | |
| Portugal | 127.000 | 127.000 | | | |
| Romania | 347.000 | 347.000 | | | |
| Slovakia | 111.500 | 111.500 | | | |
| Slovenia | 32.000 | 32.000 | | | |
| Spain | 624.500 | 624.500 | | | |
| Sweden | 64.500 | 64.500 | | | |

| Week | Week 37 | | | | |
|---------------------|---------------------|---------------------|---------------------|---------------------|-------------|
| | 10-Sep-2018 | 11-Sep-2018 | 12-Sep-2018 | 13-Sep-2018 | 14-Sep-2018 |
| Date | | | | | |
| Holiday | | | | | |
| Weekday | Monday | Tuesday | Wednesday | Thursday | Friday |
| Call Trading Period | 09.00 am - 11.00 am | 09.00 am - 11.00 am | 09.00 am - 11.00 am | 09.00 am - 11.00 am | |
| Product Code | T3PA | T3PA | T3PA | T3PA | |
| Consolidated Volume | 4.213.000 | 4.213.000 | 3.547.000 | 4.213.000 | |
| Austria | 100.500 | 100.500 | | 100.500 | |
| Belgium | 183.500 | 183.500 | | 183.500 | |
| Bulgaria | 178.000 | 178.000 | | 178.000 | |
| Croatia | 34.500 | 34.500 | | 34.500 | |
| Cyprus | 12.000 | 12.000 | | 12.000 | |
| Czech Republic | 282.000 | 282.000 | | 282.000 | |
| Denmark | 90.500 | 90.500 | | 90.500 | |
| Estonia | 68.000 | 68.000 | | 68.000 | |
| Finland | 121.000 | 121.000 | | 121.000 | |
| France | 396.000 | 396.000 | | 396.000 | |
| Greece | 251.000 | 251.000 | | 251.000 | |
| Hungary | 108.500 | 108.500 | | 108.500 | |
| Iceland | - | - | | - | |
| Ireland | 67.500 | 67.500 | | 67.500 | |
| Italy | 697.000 | 697.000 | | 697.000 | |
| Latvia | 19.500 | 19.500 | | 19.500 | |
| Liechtenstein | - | - | | - | |
| Lithuania | 38.500 | 38.500 | | 38.500 | |
| Luxembourg | 8.500 | 8.500 | | 8.500 | |
| Malta | 7.500 | 7.500 | | 7.500 | |
| Netherlands | 242.500 | 242.500 | | 242.500 | |
| Norway | - | - | | - | |
| Poland | - | - | 3.547.000 | - | |
| Portugal | 127.000 | 127.000 | | 127.000 | |
| Romania | 347.000 | 347.000 | | 347.000 | |
| Slovakia | 111.500 | 111.500 | | 111.500 | |
| Slovenia | 32.000 | 32.000 | | 32.000 | |
| Spain | 624.500 | 624.500 | | 624.500 | |
| Sweden | 64.500 | 64.500 | | 64.500 | |

| Week | Week 38 | | | | |
|---------------------|---------------------|---------------------|-------------|---------------------|-------------|
| | 17-Sep-2018 | 18-Sep-2018 | 19-Sep-2018 | 20-Sep-2018 | 21-Sep-2018 |
| Date | | | | | |
| Holiday | | | | | |
| Weekday | Monday | Tuesday | Wednesday | Thursday | Friday |
| Call Trading Period | 09.00 am - 11.00 am | 09.00 am - 11.00 am | | 09.00 am - 11.00 am | |
| Product Code | T3PA | T3PA | | T3PA | |
| Consolidated Volume | 4.213.000 | 4.213.000 | | 4.213.000 | |
| Austria | 100.500 | 100.500 | | 100.500 | |
| Belgium | 183.500 | 183.500 | | 183.500 | |
| Bulgaria | 178.000 | 178.000 | | 178.000 | |
| Croatia | 34.500 | 34.500 | | 34.500 | |
| Cyprus | 12.000 | 12.000 | | 12.000 | |
| Czech Republic | 282.000 | 282.000 | | 282.000 | |
| Denmark | 90.500 | 90.500 | | 90.500 | |
| Estonia | 68.000 | 68.000 | | 68.000 | |
| Finland | 121.000 | 121.000 | | 121.000 | |
| France | 396.000 | 396.000 | | 396.000 | |
| Greece | 251.000 | 251.000 | | 251.000 | |
| Hungary | 108.500 | 108.500 | | 108.500 | |
| Iceland | - | - | | - | |
| Ireland | 67.500 | 67.500 | | 67.500 | |
| Italy | 697.000 | 697.000 | | 697.000 | |
| Latvia | 19.500 | 19.500 | | 19.500 | |
| Liechtenstein | - | - | | - | |
| Lithuania | 38.500 | 38.500 | | 38.500 | |
| Luxembourg | 8.500 | 8.500 | | 8.500 | |
| Malta | 7.500 | 7.500 | | 7.500 | |
| Netherlands | 242.500 | 242.500 | | 242.500 | |
| Norway | - | - | | - | |
| Poland | - | - | | - | |
| Portugal | 127.000 | 127.000 | | 127.000 | |
| Romania | 347.000 | 347.000 | | 347.000 | |
| Slovakia | 111.500 | 111.500 | | 111.500 | |
| Slovenia | 32.000 | 32.000 | | 32.000 | |
| Spain | 624.500 | 624.500 | | 624.500 | |
| Sweden | 64.500 | 64.500 | | 64.500 | |

| Week | Week 39 | | | | |
|---------------------|---------------------|---------------------|---------------------|---------------------|-------------|
| | 24-Sep-2018 | 25-Sep-2018 | 26-Sep-2018 | 27-Sep-2018 | 28-Sep-2018 |
| Date | | | | | |
| Holiday | | | | | |
| Weekday | Monday | Tuesday | Wednesday | Thursday | Friday |
| Call Trading Period | 09.00 am - 11.00 am | 09.00 am - 11.00 am | 09.00 am - 11.00 am | 09.00 am - 11.00 am | |
| Product Code | T3PA | T3PA | T3PA | T3PA | |
| Consolidated Volume | 4.213.000 | 4.213.000 | 3.547.000 | 4.213.000 | |
| Austria | 100.500 | 100.500 | | 100.500 | |
| Belgium | 183.500 | 183.500 | | 183.500 | |
| Bulgaria | 178.000 | 178.000 | | 178.000 | |
| Croatia | 34.500 | 34.500 | | 34.500 | |
| Cyprus | 12.000 | 12.000 | | 12.000 | |
| Czech Republic | 282.000 | 282.000 | | 282.000 | |
| Denmark | 90.500 | 90.500 | | 90.500 | |
| Estonia | 68.000 | 68.000 | | 68.000 | |
| Finland | 121.000 | 121.000 | | 121.000 | |
| France | 396.000 | 396.000 | | 396.000 | |
| Greece | 251.000 | 251.000 | | 251.000 | |
| Hungary | 108.500 | 108.500 | | 108.500 | |
| Iceland | - | - | | - | |
| Ireland | 67.500 | 67.500 | | 67.500 | |
| Italy | 697.000 | 697.000 | | 697.000 | |
| Latvia | 19.500 | 19.500 | | 19.500 | |
| Liechtenstein | - | - | | - | |
| Lithuania | 38.500 | 38.500 | | 38.500 | |
| Luxembourg | 8.500 | 8.500 | | 8.500 | |
| Malta | 7.500 | 7.500 | | 7.500 | |
| Netherlands | 242.500 | 242.500 | | 242.500 | |
| Norway | - | - | | - | |
| Poland | - | - | 3.547.000 | - | |
| Portugal | 127.000 | 127.000 | | 127.000 | |
| Romania | 347.000 | 347.000 | | 347.000 | |
| Slovakia | 111.500 | 111.500 | | 111.500 | |
| Slovenia | 32.000 | 32.000 | | 32.000 | |
| Spain | 624.500 | 624.500 | | 624.500 | |
| Sweden | 64.500 | 64.500 | | 64.500 | |

| Week | Week 40 | | | | |
|---------------------|---------------------|---------------------|------------|---------------------|------------|
| | 1-Oct-2018 | 2-Oct-2018 | 3-Oct-2018 | 4-Oct-2018 | 5-Oct-2018 |
| Date | | | | | |
| Holiday | | | | | |
| Weekday | Monday | Tuesday | Wednesday | Thursday | Friday |
| Call Trading Period | 09.00 am - 11.00 am | 09.00 am - 11.00 am | | 09.00 am - 11.00 am | |
| Product Code | T3PA | T3PA | | T3PA | |
| Consolidated Volume | 4.213.000 | 4.213.000 | | 4.213.000 | |
| Austria | 100.500 | 100.500 | | 100.500 | |
| Belgium | 183.500 | 183.500 | | 183.500 | |
| Bulgaria | 178.000 | 178.000 | | 178.000 | |
| Croatia | 34.500 | 34.500 | | 34.500 | |
| Cyprus | 12.000 | 12.000 | | 12.000 | |
| Czech Republic | 282.000 | 282.000 | | 282.000 | |
| Denmark | 90.500 | 90.500 | | 90.500 | |
| Estonia | 68.000 | 68.000 | | 68.000 | |
| Finland | 121.000 | 121.000 | | 121.000 | |
| France | 396.000 | 396.000 | | 396.000 | |
| Greece | 251.000 | 251.000 | | 251.000 | |
| Hungary | 108.500 | 108.500 | | 108.500 | |
| Iceland | - | - | | - | |
| Ireland | 67.500 | 67.500 | | 67.500 | |
| Italy | 697.000 | 697.000 | | 697.000 | |
| Latvia | 19.500 | 19.500 | | 19.500 | |
| Liechtenstein | - | - | | - | |
| Lithuania | 38.500 | 38.500 | | 38.500 | |
| Luxembourg | 8.500 | 8.500 | | 8.500 | |
| Malta | 7.500 | 7.500 | | 7.500 | |
| Netherlands | 242.500 | 242.500 | | 242.500 | |
| Norway | - | - | | - | |
| Poland | - | - | | - | |
| Portugal | 127.000 | 127.000 | | 127.000 | |
| Romania | 347.000 | 347.000 | | 347.000 | |
| Slovakia | 111.500 | 111.500 | | 111.500 | |
| Slovenia | 32.000 | 32.000 | | 32.000 | |
| Spain | 624.500 | 624.500 | | 624.500 | |
| Sweden | 64.500 | 64.500 | | 64.500 | |

| Week | Week 41 | | | | |
|---------------------|---------------------|---------------------|---------------------|---------------------|-------------|
| | 8-Oct-2018 | 9-Oct-2018 | 10-Oct-2018 | 11-Oct-2018 | 12-Oct-2018 |
| Date | | | | | |
| Holiday | | | | | |
| Weekday | Monday | Tuesday | Wednesday | Thursday | Friday |
| Call Trading Period | 09.00 am - 11.00 am | 09.00 am - 11.00 am | 09.00 am - 11.00 am | 09.00 am - 11.00 am | |
| Product Code | T3PA | T3PA | T3PA | T3PA | |
| Consolidated Volume | 4.213.000 | 4.213.000 | 3.547.000 | 4.213.000 | |
| Austria | 100.500 | 100.500 | | 100.500 | |
| Belgium | 183.500 | 183.500 | | 183.500 | |
| Bulgaria | 178.000 | 178.000 | | 178.000 | |
| Croatia | 34.500 | 34.500 | | 34.500 | |
| Cyprus | 12.000 | 12.000 | | 12.000 | |
| Czech Republic | 282.000 | 282.000 | | 282.000 | |
| Denmark | 90.500 | 90.500 | | 90.500 | |
| Estonia | 68.000 | 68.000 | | 68.000 | |
| Finland | 121.000 | 121.000 | | 121.000 | |
| France | 396.000 | 396.000 | | 396.000 | |
| Greece | 251.000 | 251.000 | | 251.000 | |
| Hungary | 108.500 | 108.500 | | 108.500 | |
| Iceland | - | - | | - | |
| Ireland | 67.500 | 67.500 | | 67.500 | |
| Italy | 697.000 | 697.000 | | 697.000 | |
| Latvia | 19.500 | 19.500 | | 19.500 | |
| Liechtenstein | - | - | | - | |
| Lithuania | 38.500 | 38.500 | | 38.500 | |
| Luxembourg | 8.500 | 8.500 | | 8.500 | |
| Malta | 7.500 | 7.500 | | 7.500 | |
| Netherlands | 242.500 | 242.500 | | 242.500 | |
| Norway | - | - | | - | |
| Poland | - | - | 3.547.000 | - | |
| Portugal | 127.000 | 127.000 | | 127.000 | |
| Romania | 347.000 | 347.000 | | 347.000 | |
| Slovakia | 111.500 | 111.500 | | 111.500 | |
| Slovenia | 32.000 | 32.000 | | 32.000 | |
| Spain | 624.500 | 624.500 | | 624.500 | |
| Sweden | 64.500 | 64.500 | | 64.500 | |

| Week | Week 42 | | | | |
|---------------------|---------------------|---------------------|-------------|---------------------|-------------|
| | 15-Oct-2018 | 16-Oct-2018 | 17-Oct-2018 | 18-Oct-2018 | 19-Oct-2018 |
| Date | | | | | |
| Holiday | | | | | |
| Weekday | Monday | Tuesday | Wednesday | Thursday | Friday |
| Call Trading Period | 09.00 am - 11.00 am | 09.00 am - 11.00 am | | 09.00 am - 11.00 am | |
| Product Code | T3PA | T3PA | | T3PA | |
| Consolidated Volume | 4.213.000 | 4.213.000 | | 4.213.000 | |
| Austria | 100.500 | 100.500 | | 100.500 | |
| Belgium | 183.500 | 183.500 | | 183.500 | |
| Bulgaria | 178.000 | 178.000 | | 178.000 | |
| Croatia | 34.500 | 34.500 | | 34.500 | |
| Cyprus | 12.000 | 12.000 | | 12.000 | |
| Czech Republic | 282.000 | 282.000 | | 282.000 | |
| Denmark | 90.500 | 90.500 | | 90.500 | |
| Estonia | 68.000 | 68.000 | | 68.000 | |
| Finland | 121.000 | 121.000 | | 121.000 | |
| France | 396.000 | 396.000 | | 396.000 | |
| Greece | 251.000 | 251.000 | | 251.000 | |
| Hungary | 108.500 | 108.500 | | 108.500 | |
| Iceland | - | - | | - | |
| Ireland | 67.500 | 67.500 | | 67.500 | |
| Italy | 697.000 | 697.000 | | 697.000 | |
| Latvia | 19.500 | 19.500 | | 19.500 | |
| Liechtenstein | - | - | | - | |
| Lithuania | 38.500 | 38.500 | | 38.500 | |
| Luxembourg | 8.500 | 8.500 | | 8.500 | |
| Malta | 7.500 | 7.500 | | 7.500 | |
| Netherlands | 242.500 | 242.500 | | 242.500 | |
| Norway | - | - | | - | |
| Poland | - | - | | - | |
| Portugal | 127.000 | 127.000 | | 127.000 | |
| Romania | 347.000 | 347.000 | | 347.000 | |
| Slovakia | 111.500 | 111.500 | | 111.500 | |
| Slovenia | 32.000 | 32.000 | | 32.000 | |
| Spain | 624.500 | 624.500 | | 624.500 | |
| Sweden | 64.500 | 64.500 | | 64.500 | |

| Week | Week 43 | | | | |
|---------------------|---------------------|---------------------|---------------------|---------------------|-------------|
| Date | 22-Oct-2018 | 23-Oct-2018 | 24-Oct-2018 | 25-Oct-2018 | 26-Oct-2018 |
| Holiday | | | | | |
| Weekday | Monday | Tuesday | Wednesday | Thursday | Friday |
| Call Trading Period | 09.00 am - 11.00 am | 09.00 am - 11.00 am | 09.00 am - 11.00 am | 09.00 am - 11.00 am | |
| Product Code | T3PA | T3PA | T3PA | T3PA | |
| Consolidated Volume | 4.213.000 | 4.213.000 | 3.547.000 | 4.213.000 | |
| Austria | 100.500 | 100.500 | | 100.500 | |
| Belgium | 183.500 | 183.500 | | 183.500 | |
| Bulgaria | 178.000 | 178.000 | | 178.000 | |
| Croatia | 34.500 | 34.500 | | 34.500 | |
| Cyprus | 12.000 | 12.000 | | 12.000 | |
| Czech Republic | 282.000 | 282.000 | | 282.000 | |
| Denmark | 90.500 | 90.500 | | 90.500 | |
| Estonia | 68.000 | 68.000 | | 68.000 | |
| Finland | 121.000 | 121.000 | | 121.000 | |
| France | 396.000 | 396.000 | | 396.000 | |
| Greece | 251.000 | 251.000 | | 251.000 | |
| Hungary | 108.500 | 108.500 | | 108.500 | |
| Iceland | - | - | | - | |
| Ireland | 67.500 | 67.500 | | 67.500 | |
| Italy | 697.000 | 697.000 | | 697.000 | |
| Latvia | 19.500 | 19.500 | | 19.500 | |
| Liechtenstein | - | - | | - | |
| Lithuania | 38.500 | 38.500 | | 38.500 | |
| Luxembourg | 8.500 | 8.500 | | 8.500 | |
| Malta | 7.500 | 7.500 | | 7.500 | |
| Netherlands | 242.500 | 242.500 | | 242.500 | |
| Norway | - | - | | - | |
| Poland | - | - | 3.547.000 | - | |
| Portugal | 127.000 | 127.000 | | 127.000 | |
| Romania | 347.000 | 347.000 | | 347.000 | |
| Slovakia | 111.500 | 111.500 | | 111.500 | |
| Slovenia | 32.000 | 32.000 | | 32.000 | |
| Spain | 624.500 | 624.500 | | 624.500 | |
| Sweden | 64.500 | 64.500 | | 64.500 | |

| Week | Week 44 | | | | |
|---------------------|---------------------|---------------------|-------------|---------------------|------------|
| Date | 29-Oct-2018 | 30-Oct-2018 | 31-Oct-2018 | 1-Nov-2018 | 2-Nov-2018 |
| Holiday | | | | | |
| Weekday | Monday | Tuesday | Wednesday | Thursday | Friday |
| Call Trading Period | 09.00 am - 11.00 am | 09.00 am - 11.00 am | | 09.00 am - 11.00 am | |
| Product Code | T3PA | T3PA | | T3PA | |
| Consolidated Volume | 4.213.000 | 4.213.000 | | 4.213.000 | |
| Austria | 100.500 | 100.500 | | 100.500 | |
| Belgium | 183.500 | 183.500 | | 183.500 | |
| Bulgaria | 178.000 | 178.000 | | 178.000 | |
| Croatia | 34.500 | 34.500 | | 34.500 | |
| Cyprus | 12.000 | 12.000 | | 12.000 | |
| Czech Republic | 282.000 | 282.000 | | 282.000 | |
| Denmark | 90.500 | 90.500 | | 90.500 | |
| Estonia | 68.000 | 68.000 | | 68.000 | |
| Finland | 121.000 | 121.000 | | 121.000 | |
| France | 396.000 | 396.000 | | 396.000 | |
| Greece | 251.000 | 251.000 | | 251.000 | |
| Hungary | 108.500 | 108.500 | | 108.500 | |
| Iceland | - | - | | - | |
| Ireland | 67.500 | 67.500 | | 67.500 | |
| Italy | 697.000 | 697.000 | | 697.000 | |
| Latvia | 19.500 | 19.500 | | 19.500 | |
| Liechtenstein | - | - | | - | |
| Lithuania | 38.500 | 38.500 | | 38.500 | |
| Luxembourg | 8.500 | 8.500 | | 8.500 | |
| Malta | 7.500 | 7.500 | | 7.500 | |
| Netherlands | 242.500 | 242.500 | | 242.500 | |
| Norway | - | - | | - | |
| Poland | - | - | | - | |
| Portugal | 127.000 | 127.000 | | 127.000 | |
| Romania | 347.000 | 347.000 | | 347.000 | |
| Slovakia | 111.500 | 111.500 | | 111.500 | |
| Slovenia | 32.000 | 32.000 | | 32.000 | |
| Spain | 624.500 | 624.500 | | 624.500 | |
| Sweden | 64.500 | 64.500 | | 64.500 | |

| Week | Week 45 | | | | |
|---------------------|---------------------|---------------------|---------------------|---------------------|------------|
| | 5-Nov-2018 | 6-Nov-2018 | 7-Nov-2018 | 8-Nov-2018 | 9-Nov-2018 |
| Date | | | | | |
| Holiday | | | | | |
| Weekday | Monday | Tuesday | Wednesday | Thursday | Friday |
| Call Trading Period | 09.00 am - 11.00 am | 09.00 am - 11.00 am | 09.00 am - 11.00 am | 09.00 am - 11.00 am | |
| Product Code | T3PA | T3PA | T3PA | T3PA | |
| Consolidated Volume | 4.213.000 | 4.213.000 | 3.547.000 | 4.213.000 | |
| Austria | 100.500 | 100.500 | | 100.500 | |
| Belgium | 183.500 | 183.500 | | 183.500 | |
| Bulgaria | 178.000 | 178.000 | | 178.000 | |
| Croatia | 34.500 | 34.500 | | 34.500 | |
| Cyprus | 12.000 | 12.000 | | 12.000 | |
| Czech Republic | 282.000 | 282.000 | | 282.000 | |
| Denmark | 90.500 | 90.500 | | 90.500 | |
| Estonia | 68.000 | 68.000 | | 68.000 | |
| Finland | 121.000 | 121.000 | | 121.000 | |
| France | 396.000 | 396.000 | | 396.000 | |
| Greece | 251.000 | 251.000 | | 251.000 | |
| Hungary | 108.500 | 108.500 | | 108.500 | |
| Iceland | - | - | | - | |
| Ireland | 67.500 | 67.500 | | 67.500 | |
| Italy | 697.000 | 697.000 | | 697.000 | |
| Latvia | 19.500 | 19.500 | | 19.500 | |
| Liechtenstein | - | - | | - | |
| Lithuania | 38.500 | 38.500 | | 38.500 | |
| Luxembourg | 8.500 | 8.500 | | 8.500 | |
| Malta | 7.500 | 7.500 | | 7.500 | |
| Netherlands | 242.500 | 242.500 | | 242.500 | |
| Norway | - | - | | - | |
| Poland | - | - | 3.547.000 | - | |
| Portugal | 127.000 | 127.000 | | 127.000 | |
| Romania | 347.000 | 347.000 | | 347.000 | |
| Slovakia | 111.500 | 111.500 | | 111.500 | |
| Slovenia | 32.000 | 32.000 | | 32.000 | |
| Spain | 624.500 | 624.500 | | 624.500 | |
| Sweden | 64.500 | 64.500 | | 64.500 | |

| Week | Week 46 | | | | |
|---------------------|---------------------|---------------------|-------------|---------------------|-------------|
| | 12-Nov-2018 | 13-Nov-2018 | 14-Nov-2018 | 15-Nov-2018 | 16-Nov-2018 |
| Date | | | | | |
| Holiday | | | | | |
| Weekday | Monday | Tuesday | Wednesday | Thursday | Friday |
| Call Trading Period | 09.00 am - 11.00 am | 09.00 am - 11.00 am | | 09.00 am - 11.00 am | |
| Product Code | T3PA | T3PA | | T3PA | |
| Consolidated Volume | 4.213.000 | 4.213.000 | | 4.213.000 | |
| Austria | 100.500 | 100.500 | | 100.500 | |
| Belgium | 183.500 | 183.500 | | 183.500 | |
| Bulgaria | 178.000 | 178.000 | | 178.000 | |
| Croatia | 34.500 | 34.500 | | 34.500 | |
| Cyprus | 12.000 | 12.000 | | 12.000 | |
| Czech Republic | 282.000 | 282.000 | | 282.000 | |
| Denmark | 90.500 | 90.500 | | 90.500 | |
| Estonia | 68.000 | 68.000 | | 68.000 | |
| Finland | 121.000 | 121.000 | | 121.000 | |
| France | 396.000 | 396.000 | | 396.000 | |
| Greece | 251.000 | 251.000 | | 251.000 | |
| Hungary | 108.500 | 108.500 | | 108.500 | |
| Iceland | - | - | | - | |
| Ireland | 67.500 | 67.500 | | 67.500 | |
| Italy | 697.000 | 697.000 | | 697.000 | |
| Latvia | 19.500 | 19.500 | | 19.500 | |
| Liechtenstein | - | - | | - | |
| Lithuania | 38.500 | 38.500 | | 38.500 | |
| Luxembourg | 8.500 | 8.500 | | 8.500 | |
| Malta | 7.500 | 7.500 | | 7.500 | |
| Netherlands | 242.500 | 242.500 | | 242.500 | |
| Norway | - | - | | - | |
| Poland | - | - | | - | |
| Portugal | 127.000 | 127.000 | | 127.000 | |
| Romania | 347.000 | 347.000 | | 347.000 | |
| Slovakia | 111.500 | 111.500 | | 111.500 | |
| Slovenia | 32.000 | 32.000 | | 32.000 | |
| Spain | 624.500 | 624.500 | | 624.500 | |
| Sweden | 64.500 | 64.500 | | 64.500 | |

| Week | Week 47 | | | | |
|---------------------|---------------------|---------------------|---------------------|---------------------|-------------|
| | 19-Nov-2018 | 20-Nov-2018 | 21-Nov-2018 | 22-Nov-2018 | 23-Nov-2018 |
| Date | | | | | |
| Holiday | | | | | |
| Weekday | Monday | Tuesday | Wednesday | Thursday | Friday |
| Call Trading Period | 09.00 am - 11.00 am | 09.00 am - 11.00 am | 09.00 am - 11.00 am | 09.00 am - 11.00 am | |
| Product Code | T3PA | T3PA | T3PA | T3PA | |
| Consolidated Volume | 4.213.000 | 4.213.000 | 3.547.000 | 4.213.000 | |
| Austria | 100.500 | 100.500 | | 100.500 | |
| Belgium | 183.500 | 183.500 | | 183.500 | |
| Bulgaria | 178.000 | 178.000 | | 178.000 | |
| Croatia | 34.500 | 34.500 | | 34.500 | |
| Cyprus | 12.000 | 12.000 | | 12.000 | |
| Czech Republic | 282.000 | 282.000 | | 282.000 | |
| Denmark | 90.500 | 90.500 | | 90.500 | |
| Estonia | 68.000 | 68.000 | | 68.000 | |
| Finland | 121.000 | 121.000 | | 121.000 | |
| France | 396.000 | 396.000 | | 396.000 | |
| Greece | 251.000 | 251.000 | | 251.000 | |
| Hungary | 108.500 | 108.500 | | 108.500 | |
| Iceland | - | - | | - | |
| Ireland | 67.500 | 67.500 | | 67.500 | |
| Italy | 697.000 | 697.000 | | 697.000 | |
| Latvia | 19.500 | 19.500 | | 19.500 | |
| Liechtenstein | - | - | | - | |
| Lithuania | 38.500 | 38.500 | | 38.500 | |
| Luxembourg | 8.500 | 8.500 | | 8.500 | |
| Malta | 7.500 | 7.500 | | 7.500 | |
| Netherlands | 242.500 | 242.500 | | 242.500 | |
| Norway | - | - | | - | |
| Poland | - | - | 3.547.000 | - | |
| Portugal | 127.000 | 127.000 | | 127.000 | |
| Romania | 347.000 | 347.000 | | 347.000 | |
| Slovakia | 111.500 | 111.500 | | 111.500 | |
| Slovenia | 32.000 | 32.000 | | 32.000 | |
| Spain | 624.500 | 624.500 | | 624.500 | |
| Sweden | 64.500 | 64.500 | | 64.500 | |

| Week | Week 48 | | | | |
|---------------------|---------------------|---------------------|-------------|---------------------|-------------|
| | 26-Nov-2018 | 27-Nov-2018 | 28-Nov-2018 | 29-Nov-2018 | 30-Nov-2018 |
| Date | | | | | |
| Holiday | | | | | |
| Weekday | Monday | Tuesday | Wednesday | Thursday | Friday |
| Call Trading Period | 09.00 am - 11.00 am | 09.00 am - 11.00 am | | 09.00 am - 11.00 am | |
| Product Code | T3PA | T3PA | | T3PA | |
| Consolidated Volume | 4.213.000 | 4.213.000 | | 4.213.000 | |
| Austria | 100.500 | 100.500 | | 100.500 | |
| Belgium | 183.500 | 183.500 | | 183.500 | |
| Bulgaria | 178.000 | 178.000 | | 178.000 | |
| Croatia | 34.500 | 34.500 | | 34.500 | |
| Cyprus | 12.000 | 12.000 | | 12.000 | |
| Czech Republic | 282.000 | 282.000 | | 282.000 | |
| Denmark | 90.500 | 90.500 | | 90.500 | |
| Estonia | 68.000 | 68.000 | | 68.000 | |
| Finland | 121.000 | 121.000 | | 121.000 | |
| France | 396.000 | 396.000 | | 396.000 | |
| Greece | 251.000 | 251.000 | | 251.000 | |
| Hungary | 108.500 | 108.500 | | 108.500 | |
| Iceland | - | - | | - | |
| Ireland | 67.500 | 67.500 | | 67.500 | |
| Italy | 697.000 | 697.000 | | 697.000 | |
| Latvia | 19.500 | 19.500 | | 19.500 | |
| Liechtenstein | - | - | | - | |
| Lithuania | 38.500 | 38.500 | | 38.500 | |
| Luxembourg | 8.500 | 8.500 | | 8.500 | |
| Malta | 7.500 | 7.500 | | 7.500 | |
| Netherlands | 242.500 | 242.500 | | 242.500 | |
| Norway | - | - | | - | |
| Poland | - | - | | - | |
| Portugal | 127.000 | 127.000 | | 127.000 | |
| Romania | 347.000 | 347.000 | | 347.000 | |
| Slovakia | 111.500 | 111.500 | | 111.500 | |
| Slovenia | 32.000 | 32.000 | | 32.000 | |
| Spain | 624.500 | 624.500 | | 624.500 | |
| Sweden | 64.500 | 64.500 | | 64.500 | |

| Week | Week 49 | | | | |
|---------------------|---------------------|---------------------|---------------------|---------------------|------------|
| | 3-Dec-2018 | 4-Dec-2018 | 5-Dec-2018 | 6-Dec-2018 | 7-Dec-2018 |
| Date | | | | | |
| Holiday | | | | | |
| Weekday | Monday | Tuesday | Wednesday | Thursday | Friday |
| Call Trading Period | 09.00 am - 11.00 am | 09.00 am - 11.00 am | 09.00 am - 11.00 am | 09.00 am - 11.00 am | |
| Product Code | T3PA | T3PA | T3PA | T3PA | |
| Consolidated Volume | 4.213.000 | 4.213.000 | 3.543.000 | 4.213.000 | |
| Austria | 100.500 | 100.500 | | 100.500 | |
| Belgium | 183.500 | 183.500 | | 183.500 | |
| Bulgaria | 178.000 | 178.000 | | 178.000 | |
| Croatia | 34.500 | 34.500 | | 34.500 | |
| Cyprus | 12.000 | 12.000 | | 12.000 | |
| Czech Republic | 282.000 | 282.000 | | 282.000 | |
| Denmark | 90.500 | 90.500 | | 90.500 | |
| Estonia | 68.000 | 68.000 | | 68.000 | |
| Finland | 121.000 | 121.000 | | 121.000 | |
| France | 396.000 | 396.000 | | 396.000 | |
| Greece | 251.000 | 251.000 | | 251.000 | |
| Hungary | 108.500 | 108.500 | | 108.500 | |
| Iceland | - | - | | - | |
| Ireland | 67.500 | 67.500 | | 67.500 | |
| Italy | 697.000 | 697.000 | | 697.000 | |
| Latvia | 19.500 | 19.500 | | 19.500 | |
| Liechtenstein | - | - | | - | |
| Lithuania | 38.500 | 38.500 | | 38.500 | |
| Luxembourg | 8.500 | 8.500 | | 8.500 | |
| Malta | 7.500 | 7.500 | | 7.500 | |
| Netherlands | 242.500 | 242.500 | | 242.500 | |
| Norway | - | - | | - | |
| Poland | - | - | 3.543.000 | - | |
| Portugal | 127.000 | 127.000 | | 127.000 | |
| Romania | 347.000 | 347.000 | | 347.000 | |
| Slovakia | 111.500 | 111.500 | | 111.500 | |
| Slovenia | 32.000 | 32.000 | | 32.000 | |
| Spain | 624.500 | 624.500 | | 624.500 | |
| Sweden | 64.500 | 64.500 | | 64.500 | |

| Week | Week 50 | | | | |
|---------------------|---------------------|---------------------|-------------|---------------------|-------------|
| | 10-Dec-2018 | 11-Dec-2018 | 12-Dec-2018 | 13-Dec-2018 | 14-Dec-2018 |
| Date | | | | | |
| Holiday | | | | | |
| Weekday | Monday | Tuesday | Wednesday | Thursday | Friday |
| Call Trading Period | 09.00 am - 11.00 am | 09.00 am - 11.00 am | | 09.00 am - 11.00 am | |
| Product Code | T3PA | T3PA | | T3PA | |
| Consolidated Volume | 4.213.000 | 4.213.000 | | 4.213.000 | |
| Austria | 100.500 | 100.500 | | 100.500 | |
| Belgium | 183.500 | 183.500 | | 183.500 | |
| Bulgaria | 178.000 | 178.000 | | 178.000 | |
| Croatia | 34.500 | 34.500 | | 34.500 | |
| Cyprus | 12.000 | 12.000 | | 12.000 | |
| Czech Republic | 282.000 | 282.000 | | 282.000 | |
| Denmark | 90.500 | 90.500 | | 90.500 | |
| Estonia | 68.000 | 68.000 | | 68.000 | |
| Finland | 121.000 | 121.000 | | 121.000 | |
| France | 396.000 | 396.000 | | 396.000 | |
| Greece | 251.000 | 251.000 | | 251.000 | |
| Hungary | 108.500 | 108.500 | | 108.500 | |
| Iceland | - | - | | - | |
| Ireland | 67.500 | 67.500 | | 67.500 | |
| Italy | 697.000 | 697.000 | | 697.000 | |
| Latvia | 19.500 | 19.500 | | 19.500 | |
| Liechtenstein | - | - | | - | |
| Lithuania | 38.500 | 38.500 | | 38.500 | |
| Luxembourg | 8.500 | 8.500 | | 8.500 | |
| Malta | 7.500 | 7.500 | | 7.500 | |
| Netherlands | 242.500 | 242.500 | | 242.500 | |
| Norway | - | - | | - | |
| Poland | - | - | | - | |
| Portugal | 127.000 | 127.000 | | 127.000 | |
| Romania | 347.000 | 347.000 | | 347.000 | |
| Slovakia | 111.500 | 111.500 | | 111.500 | |
| Slovenia | 32.000 | 32.000 | | 32.000 | |
| Spain | 624.500 | 624.500 | | 624.500 | |
| Sweden | 64.500 | 64.500 | | 64.500 | |

| Week | Week 51 | | | | |
|---------------------|---------------------|-------------|-------------|-------------|-------------|
| Date | 17-Dec-2018 | 18-Dec-2018 | 19-Dec-2018 | 20-Dec-2018 | 21-Dec-2018 |
| Holiday | | | | | |
| Weekday | Monday | Tuesday | Wednesday | Thursday | Friday |
| Call Trading Period | 09.00 am - 11.00 am | | | | |
| Product Code | T3PA | | | | |
| Consolidated Volume | 4.148.000 | | | | |
| Austria | 112.000 | | | | |
| Belgium | 170.500 | | | | |
| Bulgaria | 150.500 | | | | |
| Croatia | 21.500 | | | | |
| Cyprus | 10.500 | | | | |
| Czech Republic | 296.500 | | | | |
| Denmark | 102.500 | | | | |
| Estonia | 38.500 | | | | |
| Finland | 108.000 | | | | |
| France | 394.000 | | | | |
| Greece | 253.500 | | | | |
| Hungary | 118.500 | | | | |
| Iceland | - | | | | |
| Ireland | 89.000 | | | | |
| Italy | 680.500 | | | | |
| Latvia | 17.000 | | | | |
| Liechtenstein | - | | | | |
| Lithuania | 53.500 | | | | |
| Luxembourg | 9.000 | | | | |
| Malta | 6.000 | | | | |
| Netherlands | 224.000 | | | | |
| Norway | - | | | | |
| Poland | - | | | | |
| Portugal | 144.500 | | | | |
| Romania | 354.000 | | | | |
| Slovakia | 86.000 | | | | |
| Slovenia | 33.500 | | | | |
| Spain | 623.000 | | | | |
| Sweden | 51.500 | | | | |

| Week | Week 52 | | | | |
|---------------------|----------------------|----------------------|-------------------|-------------|-------------|
| Date | 24-Dec-2018 | 25-Dec-2018 | 26-Dec-2018 | 27-Dec-2018 | 28-Dec-2018 |
| Holiday | <i>Christmas Eve</i> | <i>Christmas Day</i> | <i>Boxing Day</i> | | |
| Weekday | Monday | Tuesday | Wednesday | Thursday | Friday |
| Call Trading Period | | | | | |
| Product Code | | | | | |
| Consolidated Volume | | | | | |
| Austria | | | | | |
| Belgium | | | | | |
| Bulgaria | | | | | |
| Croatia | | | | | |
| Cyprus | | | | | |
| Czech Republic | | | | | |
| Denmark | | | | | |
| Estonia | | | | | |
| Finland | | | | | |
| France | | | | | |
| Greece | | | | | |
| Hungary | | | | | |
| Iceland | | | | | |
| Ireland | | | | | |
| Italy | | | | | |
| Latvia | | | | | |
| Liechtenstein | | | | | |
| Lithuania | | | | | |
| Luxembourg | | | | | |
| Malta | | | | | |
| Netherlands | | | | | |
| Norway | | | | | |
| Poland | | | | | |
| Portugal | | | | | |
| Romania | | | | | |
| Slovakia | | | | | |
| Slovenia | | | | | |
| Spain | | | | | |
| Sweden | | | | | |

| Week | Week 1 | | | | |
|---------------------|-----------------------|-----------------------|------------|------------|------------|
| Date | 31-Dec-2018 | 1-Jan-2019 | 2-Jan-2019 | 3-Jan-2019 | 4-Jan-2019 |
| Holiday | <i>New Year's Eve</i> | <i>New Year's Day</i> | | | |
| Weekday | Monday | Tuesday | Wednesday | Thursday | Friday |
| Call Trading Period | | | | | |
| Product Code | | | | | |
| Consolidated Volume | | | | | |
| Austria | | | | | |
| Belgium | | | | | |
| Bulgaria | | | | | |
| Croatia | | | | | |
| Cyprus | | | | | |
| Czech Republic | | | | | |
| Denmark | | | | | |
| Estonia | | | | | |
| Finland | | | | | |
| France | | | | | |
| Greece | | | | | |
| Hungary | | | | | |
| Iceland | | | | | |
| Ireland | | | | | |
| Italy | | | | | |
| Latvia | | | | | |
| Liechtenstein | | | | | |
| Lithuania | | | | | |
| Luxembourg | | | | | |
| Malta | | | | | |
| Netherlands | | | | | |
| Norway | | | | | |
| Poland | | | | | |
| Portugal | | | | | |
| Romania | | | | | |
| Slovakia | | | | | |
| Slovenia | | | | | |
| Spain | | | | | |
| Sweden | | | | | |

| |
|----------|
| EEA-EFTA |
| Opt-out |

| Consolidated Volume | Total volumes to be auctioned in 2018 |
|---------------------|---------------------------------------|
| | 3.941.000 |
| Austria | 114.500 |
| Belgium | 130.500 |
| Bulgaria | 44.000 |
| Croatia | 29.000 |
| Cyprus | 69.000 |
| Czech Republic | 58.000 |
| Denmark | 131.500 |
| Estonia | 7.500 |
| Finland | 103.500 |
| France | 590.500 |
| Greece | 242.000 |
| Hungary | 48.000 |
| Iceland | |
| Ireland | 104.000 |
| Italy | 699.500 |
| Latvia | 26.000 |
| Liechtenstein | |
| Lithuania | 13.500 |
| Luxembourg | 10.500 |
| Malta | 27.500 |
| Netherlands | 178.500 |
| Norway | |
| Poland* | 112.000 |
| Portugal | 140.000 |
| Romania | 77.000 |
| Slovakia | 9.500 |
| Slovenia | 6.500 |
| Spain | 792.000 |
| Sweden | 176.500 |

* Poland has opted out the common EU platform and decided not to aggregate its share of allowances with the Common Auction Platform (CAP2). Therefore, the Polish share of allowances will be auctioned separately from the EU auctions.

| Week | Week 1 | | | | |
|---------------------|-----------------------|------------|------------|------------|------------|
| Date | 1-Jan-2018 | 2-Jan-2018 | 3-Jan-2018 | 4-Jan-2018 | 5-Jan-2018 |
| Holiday | <i>New Year's Day</i> | | | | |
| Weekday | Monday | Tuesday | Wednesday | Thursday | Friday |
| Call Trading Period | | | | | |
| Product Code | | | | | |
| Consolidated Volume | | | | | |
| Austria | | | | | |
| Belgium | | | | | |
| Bulgaria | | | | | |
| Croatia | | | | | |
| Cyprus | | | | | |
| Czech Republic | | | | | |
| Denmark | | | | | |
| Estonia | | | | | |
| Finland | | | | | |
| France | | | | | |
| Greece | | | | | |
| Hungary | | | | | |
| Iceland | | | | | |
| Ireland | | | | | |
| Italy | | | | | |
| Latvia | | | | | |
| Liechtenstein | | | | | |
| Lithuania | | | | | |
| Luxembourg | | | | | |
| Malta | | | | | |
| Netherlands | | | | | |
| Norway | | | | | |
| Poland | | | | | |
| Portugal | | | | | |
| Romania | | | | | |
| Slovakia | | | | | |
| Slovenia | | | | | |
| Spain | | | | | |
| Sweden | | | | | |

| Week | Week 2 | | | | |
|---------------------|------------|------------|-------------|-------------|-------------|
| Date | 8-Jan-2018 | 9-Jan-2018 | 10-Jan-2018 | 11-Jan-2018 | 12-Jan-2018 |
| Holiday | | | | | |
| Weekday | Monday | Tuesday | Wednesday | Thursday | Friday |
| Call Trading Period | | | | | |
| Product Code | | | | | |
| Consolidated Volume | | | | | |
| Austria | | | | | |
| Belgium | | | | | |
| Bulgaria | | | | | |
| Croatia | | | | | |
| Cyprus | | | | | |
| Czech Republic | | | | | |
| Denmark | | | | | |
| Estonia | | | | | |
| Finland | | | | | |
| France | | | | | |
| Greece | | | | | |
| Hungary | | | | | |
| Iceland | | | | | |
| Ireland | | | | | |
| Italy | | | | | |
| Latvia | | | | | |
| Liechtenstein | | | | | |
| Lithuania | | | | | |
| Luxembourg | | | | | |
| Malta | | | | | |
| Netherlands | | | | | |
| Norway | | | | | |
| Poland | | | | | |
| Portugal | | | | | |
| Romania | | | | | |
| Slovakia | | | | | |
| Slovenia | | | | | |
| Spain | | | | | |
| Sweden | | | | | |

| Week | Week 3 | | | | |
|---------------------|-------------|-------------|-------------|-------------|-------------|
| Date | 15-Jan-2018 | 16-Jan-2018 | 17-Jan-2018 | 18-Jan-2018 | 19-Jan-2018 |
| Holiday | | | | | |
| Weekday | Monday | Tuesday | Wednesday | Thursday | Friday |
| Call Trading Period | | | | | |
| Product Code | | | | | |
| Consolidated Volume | | | | | |
| Austria | | | | | |
| Belgium | | | | | |
| Bulgaria | | | | | |
| Croatia | | | | | |
| Cyprus | | | | | |
| Czech Republic | | | | | |
| Denmark | | | | | |
| Estonia | | | | | |
| Finland | | | | | |
| France | | | | | |
| Greece | | | | | |
| Hungary | | | | | |
| Iceland | | | | | |
| Ireland | | | | | |
| Italy | | | | | |
| Latvia | | | | | |
| Liechtenstein | | | | | |
| Lithuania | | | | | |
| Luxembourg | | | | | |
| Malta | | | | | |
| Netherlands | | | | | |
| Norway | | | | | |
| Poland | | | | | |
| Portugal | | | | | |
| Romania | | | | | |
| Slovakia | | | | | |
| Slovenia | | | | | |
| Spain | | | | | |
| Sweden | | | | | |

| Week | Week 4 | | | | |
|---------------------|-------------|-------------|-------------|-------------|-------------|
| Date | 22-Jan-2018 | 23-Jan-2018 | 24-Jan-2018 | 25-Jan-2018 | 26-Jan-2018 |
| Holiday | | | | | |
| Weekday | Monday | Tuesday | Wednesday | Thursday | Friday |
| Call Trading Period | | | | | |
| Product Code | | | | | |
| Consolidated Volume | | | | | |
| Austria | | | | | |
| Belgium | | | | | |
| Bulgaria | | | | | |
| Croatia | | | | | |
| Cyprus | | | | | |
| Czech Republic | | | | | |
| Denmark | | | | | |
| Estonia | | | | | |
| Finland | | | | | |
| France | | | | | |
| Greece | | | | | |
| Hungary | | | | | |
| Iceland | | | | | |
| Ireland | | | | | |
| Italy | | | | | |
| Latvia | | | | | |
| Liechtenstein | | | | | |
| Lithuania | | | | | |
| Luxembourg | | | | | |
| Malta | | | | | |
| Netherlands | | | | | |
| Norway | | | | | |
| Poland | | | | | |
| Portugal | | | | | |
| Romania | | | | | |
| Slovakia | | | | | |
| Slovenia | | | | | |
| Spain | | | | | |
| Sweden | | | | | |

| Week | Week 5 | | | | |
|---------------------|-------------|-------------|-------------|------------|------------|
| Date | 29-Jan-2018 | 30-Jan-2018 | 31-Jan-2018 | 1-Feb-2018 | 2-Feb-2018 |
| Holiday | | | | | |
| Weekday | Monday | Tuesday | Wednesday | Thursday | Friday |
| Call Trading Period | | | | | |
| Product Code | | | | | |
| Consolidated Volume | | | | | |
| Austria | | | | | |
| Belgium | | | | | |
| Bulgaria | | | | | |
| Croatia | | | | | |
| Cyprus | | | | | |
| Czech Republic | | | | | |
| Denmark | | | | | |
| Estonia | | | | | |
| Finland | | | | | |
| France | | | | | |
| Greece | | | | | |
| Hungary | | | | | |
| Iceland | | | | | |
| Ireland | | | | | |
| Italy | | | | | |
| Latvia | | | | | |
| Liechtenstein | | | | | |
| Lithuania | | | | | |
| Luxembourg | | | | | |
| Malta | | | | | |
| Netherlands | | | | | |
| Norway | | | | | |
| Poland | | | | | |
| Portugal | | | | | |
| Romania | | | | | |
| Slovakia | | | | | |
| Slovenia | | | | | |
| Spain | | | | | |
| Sweden | | | | | |

| Week | Week 6 | | | | |
|---------------------|------------|------------|------------|------------|------------|
| Date | 5-Feb-2018 | 6-Feb-2018 | 7-Feb-2018 | 8-Feb-2018 | 9-Feb-2018 |
| Holiday | | | | | |
| Weekday | Monday | Tuesday | Wednesday | Thursday | Friday |
| Call Trading Period | | | | | |
| Product Code | | | | | |
| Consolidated Volume | | | | | |
| Austria | | | | | |
| Belgium | | | | | |
| Bulgaria | | | | | |
| Croatia | | | | | |
| Cyprus | | | | | |
| Czech Republic | | | | | |
| Denmark | | | | | |
| Estonia | | | | | |
| Finland | | | | | |
| France | | | | | |
| Greece | | | | | |
| Hungary | | | | | |
| Iceland | | | | | |
| Ireland | | | | | |
| Italy | | | | | |
| Latvia | | | | | |
| Liechtenstein | | | | | |
| Lithuania | | | | | |
| Luxembourg | | | | | |
| Malta | | | | | |
| Netherlands | | | | | |
| Norway | | | | | |
| Poland | | | | | |
| Portugal | | | | | |
| Romania | | | | | |
| Slovakia | | | | | |
| Slovenia | | | | | |
| Spain | | | | | |
| Sweden | | | | | |

| Week | Week 7 | | | | |
|---------------------|-------------|-------------|-------------|-------------|-------------|
| Date | 12-Feb-2018 | 13-Feb-2018 | 14-Feb-2018 | 15-Feb-2018 | 16-Feb-2018 |
| Holiday | | | | | |
| Weekday | Monday | Tuesday | Wednesday | Thursday | Friday |
| Call Trading Period | | | | | |
| Product Code | | | | | |
| Consolidated Volume | | | | | |
| Austria | | | | | |
| Belgium | | | | | |
| Bulgaria | | | | | |
| Croatia | | | | | |
| Cyprus | | | | | |
| Czech Republic | | | | | |
| Denmark | | | | | |
| Estonia | | | | | |
| Finland | | | | | |
| France | | | | | |
| Greece | | | | | |
| Hungary | | | | | |
| Iceland | | | | | |
| Ireland | | | | | |
| Italy | | | | | |
| Latvia | | | | | |
| Liechtenstein | | | | | |
| Lithuania | | | | | |
| Luxembourg | | | | | |
| Malta | | | | | |
| Netherlands | | | | | |
| Norway | | | | | |
| Poland | | | | | |
| Portugal | | | | | |
| Romania | | | | | |
| Slovakia | | | | | |
| Slovenia | | | | | |
| Spain | | | | | |
| Sweden | | | | | |

| Week | Week 8 | | | | |
|---------------------|-------------|-------------|-------------|-------------|-------------|
| Date | 19-Feb-2018 | 20-Feb-2018 | 21-Feb-2018 | 22-Feb-2018 | 23-Feb-2018 |
| Holiday | | | | | |
| Weekday | Monday | Tuesday | Wednesday | Thursday | Friday |
| Call Trading Period | | | | | |
| Product Code | | | | | |
| Consolidated Volume | | | | | |
| Austria | | | | | |
| Belgium | | | | | |
| Bulgaria | | | | | |
| Croatia | | | | | |
| Cyprus | | | | | |
| Czech Republic | | | | | |
| Denmark | | | | | |
| Estonia | | | | | |
| Finland | | | | | |
| France | | | | | |
| Greece | | | | | |
| Hungary | | | | | |
| Iceland | | | | | |
| Ireland | | | | | |
| Italy | | | | | |
| Latvia | | | | | |
| Liechtenstein | | | | | |
| Lithuania | | | | | |
| Luxembourg | | | | | |
| Malta | | | | | |
| Netherlands | | | | | |
| Norway | | | | | |
| Poland | | | | | |
| Portugal | | | | | |
| Romania | | | | | |
| Slovakia | | | | | |
| Slovenia | | | | | |
| Spain | | | | | |
| Sweden | | | | | |

| Week | Week 9 | | | | |
|---------------------|-------------|-------------|-------------|------------|------------|
| Date | 26-Feb-2018 | 27-Feb-2018 | 28-Feb-2018 | 1-Mar-2018 | 2-Mar-2018 |
| Holiday | | | | | |
| Weekday | Monday | Tuesday | Wednesday | Thursday | Friday |
| Call Trading Period | | | | | |
| Product Code | | | | | |
| Consolidated Volume | | | | | |
| Austria | | | | | |
| Belgium | | | | | |
| Bulgaria | | | | | |
| Croatia | | | | | |
| Cyprus | | | | | |
| Czech Republic | | | | | |
| Denmark | | | | | |
| Estonia | | | | | |
| Finland | | | | | |
| France | | | | | |
| Greece | | | | | |
| Hungary | | | | | |
| Iceland | | | | | |
| Ireland | | | | | |
| Italy | | | | | |
| Latvia | | | | | |
| Liechtenstein | | | | | |
| Lithuania | | | | | |
| Luxembourg | | | | | |
| Malta | | | | | |
| Netherlands | | | | | |
| Norway | | | | | |
| Poland | | | | | |
| Portugal | | | | | |
| Romania | | | | | |
| Slovakia | | | | | |
| Slovenia | | | | | |
| Spain | | | | | |
| Sweden | | | | | |

| Week | Week 10 | | | | |
|---------------------|------------|------------|------------|------------|------------|
| Date | 5-Mar-2018 | 6-Mar-2018 | 7-Mar-2018 | 8-Mar-2018 | 9-Mar-2018 |
| Holiday | | | | | |
| Weekday | Monday | Tuesday | Wednesday | Thursday | Friday |
| Call Trading Period | | | | | |
| Product Code | | | | | |
| Consolidated Volume | | | | | |
| Austria | | | | | |
| Belgium | | | | | |
| Bulgaria | | | | | |
| Croatia | | | | | |
| Cyprus | | | | | |
| Czech Republic | | | | | |
| Denmark | | | | | |
| Estonia | | | | | |
| Finland | | | | | |
| France | | | | | |
| Greece | | | | | |
| Hungary | | | | | |
| Iceland | | | | | |
| Ireland | | | | | |
| Italy | | | | | |
| Latvia | | | | | |
| Liechtenstein | | | | | |
| Lithuania | | | | | |
| Luxembourg | | | | | |
| Malta | | | | | |
| Netherlands | | | | | |
| Norway | | | | | |
| Poland | | | | | |
| Portugal | | | | | |
| Romania | | | | | |
| Slovakia | | | | | |
| Slovenia | | | | | |
| Spain | | | | | |
| Sweden | | | | | |

| Week | Week 11 | | | | |
|---------------------|-------------|-------------|-------------|-------------|-------------|
| Date | 12-Mar-2018 | 13-Mar-2018 | 14-Mar-2018 | 15-Mar-2018 | 16-Mar-2018 |
| Holiday | | | | | |
| Weekday | Monday | Tuesday | Wednesday | Thursday | Friday |
| Call Trading Period | | | | | |
| Product Code | | | | | |
| Consolidated Volume | | | | | |
| Austria | | | | | |
| Belgium | | | | | |
| Bulgaria | | | | | |
| Croatia | | | | | |
| Cyprus | | | | | |
| Czech Republic | | | | | |
| Denmark | | | | | |
| Estonia | | | | | |
| Finland | | | | | |
| France | | | | | |
| Greece | | | | | |
| Hungary | | | | | |
| Iceland | | | | | |
| Ireland | | | | | |
| Italy | | | | | |
| Latvia | | | | | |
| Liechtenstein | | | | | |
| Lithuania | | | | | |
| Luxembourg | | | | | |
| Malta | | | | | |
| Netherlands | | | | | |
| Norway | | | | | |
| Poland | | | | | |
| Portugal | | | | | |
| Romania | | | | | |
| Slovakia | | | | | |
| Slovenia | | | | | |
| Spain | | | | | |
| Sweden | | | | | |

| Week | Week 12 | | | | |
|---------------------|-------------|-------------|-------------|-------------|-------------|
| Date | 19-Mar-2018 | 20-Mar-2018 | 21-Mar-2018 | 22-Mar-2018 | 23-Mar-2018 |
| Holiday | | | | | |
| Weekday | Monday | Tuesday | Wednesday | Thursday | Friday |
| Call Trading Period | | | | | |
| Product Code | | | | | |
| Consolidated Volume | | | | | |
| Austria | | | | | |
| Belgium | | | | | |
| Bulgaria | | | | | |
| Croatia | | | | | |
| Cyprus | | | | | |
| Czech Republic | | | | | |
| Denmark | | | | | |
| Estonia | | | | | |
| Finland | | | | | |
| France | | | | | |
| Greece | | | | | |
| Hungary | | | | | |
| Iceland | | | | | |
| Ireland | | | | | |
| Italy | | | | | |
| Latvia | | | | | |
| Liechtenstein | | | | | |
| Lithuania | | | | | |
| Luxembourg | | | | | |
| Malta | | | | | |
| Netherlands | | | | | |
| Norway | | | | | |
| Poland | | | | | |
| Portugal | | | | | |
| Romania | | | | | |
| Slovakia | | | | | |
| Slovenia | | | | | |
| Spain | | | | | |
| Sweden | | | | | |

| Week | Week 13 | | | | |
|---------------------|-------------|-------------|-------------|-------------|--------------------|
| Date | 26-Mar-2018 | 27-Mar-2018 | 28-Mar-2018 | 29-Mar-2018 | 30-Mar-2018 |
| Holiday | | | | | <i>Good Friday</i> |
| Weekday | Monday | Tuesday | Wednesday | Thursday | Friday |
| Call Trading Period | | | | | |
| Product Code | | | | | |
| Consolidated Volume | | | | | |
| Austria | | | | | |
| Belgium | | | | | |
| Bulgaria | | | | | |
| Croatia | | | | | |
| Cyprus | | | | | |
| Czech Republic | | | | | |
| Denmark | | | | | |
| Estonia | | | | | |
| Finland | | | | | |
| France | | | | | |
| Greece | | | | | |
| Hungary | | | | | |
| Iceland | | | | | |
| Ireland | | | | | |
| Italy | | | | | |
| Latvia | | | | | |
| Liechtenstein | | | | | |
| Lithuania | | | | | |
| Luxembourg | | | | | |
| Malta | | | | | |
| Netherlands | | | | | |
| Norway | | | | | |
| Poland | | | | | |
| Portugal | | | | | |
| Romania | | | | | |
| Slovakia | | | | | |
| Slovenia | | | | | |
| Spain | | | | | |
| Sweden | | | | | |

| Week | Week 14 | | | | |
|---------------------|----------------------|------------|------------|------------|------------|
| Date | 2-Apr-2018 | 3-Apr-2018 | 4-Apr-2018 | 5-Apr-2018 | 6-Apr-2018 |
| Holiday | <i>Easter Monday</i> | | | | |
| Weekday | Monday | Tuesday | Wednesday | Thursday | Friday |
| Call Trading Period | | | | | |
| Product Code | | | | | |
| Consolidated Volume | | | | | |
| Austria | | | | | |
| Belgium | | | | | |
| Bulgaria | | | | | |
| Croatia | | | | | |
| Cyprus | | | | | |
| Czech Republic | | | | | |
| Denmark | | | | | |
| Estonia | | | | | |
| Finland | | | | | |
| France | | | | | |
| Greece | | | | | |
| Hungary | | | | | |
| Iceland | | | | | |
| Ireland | | | | | |
| Italy | | | | | |
| Latvia | | | | | |
| Liechtenstein | | | | | |
| Lithuania | | | | | |
| Luxembourg | | | | | |
| Malta | | | | | |
| Netherlands | | | | | |
| Norway | | | | | |
| Poland | | | | | |
| Portugal | | | | | |
| Romania | | | | | |
| Slovakia | | | | | |
| Slovenia | | | | | |
| Spain | | | | | |
| Sweden | | | | | |

| Week | Week 15 | | | | |
|---------------------|------------|-------------|-------------|-------------|-------------|
| Date | 9-Apr-2018 | 10-Apr-2018 | 11-Apr-2018 | 12-Apr-2018 | 13-Apr-2018 |
| Holiday | | | | | |
| Weekday | Monday | Tuesday | Wednesday | Thursday | Friday |
| Call Trading Period | | | | | |
| Product Code | | | | | |
| Consolidated Volume | | | | | |
| Austria | | | | | |
| Belgium | | | | | |
| Bulgaria | | | | | |
| Croatia | | | | | |
| Cyprus | | | | | |
| Czech Republic | | | | | |
| Denmark | | | | | |
| Estonia | | | | | |
| Finland | | | | | |
| France | | | | | |
| Greece | | | | | |
| Hungary | | | | | |
| Iceland | | | | | |
| Ireland | | | | | |
| Italy | | | | | |
| Latvia | | | | | |
| Liechtenstein | | | | | |
| Lithuania | | | | | |
| Luxembourg | | | | | |
| Malta | | | | | |
| Netherlands | | | | | |
| Norway | | | | | |
| Poland | | | | | |
| Portugal | | | | | |
| Romania | | | | | |
| Slovakia | | | | | |
| Slovenia | | | | | |
| Spain | | | | | |
| Sweden | | | | | |

| Week | Week 16 | | | | |
|---------------------|-------------|-------------|-------------|-------------|-------------|
| Date | 16-Apr-2018 | 17-Apr-2018 | 18-Apr-2018 | 19-Apr-2018 | 20-Apr-2018 |
| Holiday | | | | | |
| Weekday | Monday | Tuesday | Wednesday | Thursday | Friday |
| Call Trading Period | | | | | |
| Product Code | | | | | |
| Consolidated Volume | | | | | |
| Austria | | | | | |
| Belgium | | | | | |
| Bulgaria | | | | | |
| Croatia | | | | | |
| Cyprus | | | | | |
| Czech Republic | | | | | |
| Denmark | | | | | |
| Estonia | | | | | |
| Finland | | | | | |
| France | | | | | |
| Greece | | | | | |
| Hungary | | | | | |
| Iceland | | | | | |
| Ireland | | | | | |
| Italy | | | | | |
| Latvia | | | | | |
| Liechtenstein | | | | | |
| Lithuania | | | | | |
| Luxembourg | | | | | |
| Malta | | | | | |
| Netherlands | | | | | |
| Norway | | | | | |
| Poland | | | | | |
| Portugal | | | | | |
| Romania | | | | | |
| Slovakia | | | | | |
| Slovenia | | | | | |
| Spain | | | | | |
| Sweden | | | | | |

| Week | Week 17 | | | | |
|---------------------|-------------|-------------|-------------|-------------|-------------|
| Date | 23-Apr-2018 | 24-Apr-2018 | 25-Apr-2018 | 26-Apr-2018 | 27-Apr-2018 |
| Holiday | | | | | |
| Weekday | Monday | Tuesday | Wednesday | Thursday | Friday |
| Call Trading Period | | | | | |
| Product Code | | | | | |
| Consolidated Volume | | | | | |
| Austria | | | | | |
| Belgium | | | | | |
| Bulgaria | | | | | |
| Croatia | | | | | |
| Cyprus | | | | | |
| Czech Republic | | | | | |
| Denmark | | | | | |
| Estonia | | | | | |
| Finland | | | | | |
| France | | | | | |
| Greece | | | | | |
| Hungary | | | | | |
| Iceland | | | | | |
| Ireland | | | | | |
| Italy | | | | | |
| Latvia | | | | | |
| Liechtenstein | | | | | |
| Lithuania | | | | | |
| Luxembourg | | | | | |
| Malta | | | | | |
| Netherlands | | | | | |
| Norway | | | | | |
| Poland | | | | | |
| Portugal | | | | | |
| Romania | | | | | |
| Slovakia | | | | | |
| Slovenia | | | | | |
| Spain | | | | | |
| Sweden | | | | | |

| Week | Week 18 | | | | |
|---------------------|-------------|-------------------|------------|------------|------------|
| Date | 30-Apr-2018 | 1-May-2018 | 2-May-2018 | 3-May-2018 | 4-May-2018 |
| Holiday | | <i>Labour Day</i> | | | |
| Weekday | Monday | Tuesday | Wednesday | Thursday | Friday |
| Call Trading Period | | | | | |
| Product Code | | | | | |
| Consolidated Volume | | | | | |
| Austria | | | | | |
| Belgium | | | | | |
| Bulgaria | | | | | |
| Croatia | | | | | |
| Cyprus | | | | | |
| Czech Republic | | | | | |
| Denmark | | | | | |
| Estonia | | | | | |
| Finland | | | | | |
| France | | | | | |
| Greece | | | | | |
| Hungary | | | | | |
| Iceland | | | | | |
| Ireland | | | | | |
| Italy | | | | | |
| Latvia | | | | | |
| Liechtenstein | | | | | |
| Lithuania | | | | | |
| Luxembourg | | | | | |
| Malta | | | | | |
| Netherlands | | | | | |
| Norway | | | | | |
| Poland | | | | | |
| Portugal | | | | | |
| Romania | | | | | |
| Slovakia | | | | | |
| Slovenia | | | | | |
| Spain | | | | | |
| Sweden | | | | | |

| Week | Week 19 | | | | |
|---------------------|-------------------------------|------------|------------|----------------------|-------------|
| Date | 7-May-2018 | 8-May-2018 | 9-May-2018 | 10-May-2018 | 11-May-2018 |
| Holiday | <i>Early May Bank Holiday</i> | | | <i>Ascension Day</i> | |
| Weekday | Monday | Tuesday | Wednesday | Thursday | Friday |
| Call Trading Period | | | | | |
| Product Code | | | | | |
| Consolidated Volume | | | | | |
| Austria | | | | | |
| Belgium | | | | | |
| Bulgaria | | | | | |
| Croatia | | | | | |
| Cyprus | | | | | |
| Czech Republic | | | | | |
| Denmark | | | | | |
| Estonia | | | | | |
| Finland | | | | | |
| France | | | | | |
| Greece | | | | | |
| Hungary | | | | | |
| Iceland | | | | | |
| Ireland | | | | | |
| Italy | | | | | |
| Latvia | | | | | |
| Liechtenstein | | | | | |
| Lithuania | | | | | |
| Luxembourg | | | | | |
| Malta | | | | | |
| Netherlands | | | | | |
| Norway | | | | | |
| Poland | | | | | |
| Portugal | | | | | |
| Romania | | | | | |
| Slovakia | | | | | |
| Slovenia | | | | | |
| Spain | | | | | |
| Sweden | | | | | |

| Week | Week 20 | | | | |
|---------------------|-------------|-------------|-------------|-------------|-------------|
| Date | 14-May-2018 | 15-May-2018 | 16-May-2018 | 17-May-2018 | 18-May-2018 |
| Holiday | | | | | |
| Weekday | Monday | Tuesday | Wednesday | Thursday | Friday |
| Call Trading Period | | | | | |
| Product Code | | | | | |
| Consolidated Volume | | | | | |
| Austria | | | | | |
| Belgium | | | | | |
| Bulgaria | | | | | |
| Croatia | | | | | |
| Cyprus | | | | | |
| Czech Republic | | | | | |
| Denmark | | | | | |
| Estonia | | | | | |
| Finland | | | | | |
| France | | | | | |
| Greece | | | | | |
| Hungary | | | | | |
| Iceland | | | | | |
| Ireland | | | | | |
| Italy | | | | | |
| Latvia | | | | | |
| Liechtenstein | | | | | |
| Lithuania | | | | | |
| Luxembourg | | | | | |
| Malta | | | | | |
| Netherlands | | | | | |
| Norway | | | | | |
| Poland | | | | | |
| Portugal | | | | | |
| Romania | | | | | |
| Slovakia | | | | | |
| Slovenia | | | | | |
| Spain | | | | | |
| Sweden | | | | | |

| Week | Week 21 | | | | |
|---------------------|--------------------|-------------|---------------------|-------------|-------------|
| Date | 21-May-2018 | 22-May-2018 | 23-May-2018 | 24-May-2018 | 25-May-2018 |
| Holiday | <i>Whit Monday</i> | | | | |
| Weekday | Monday | Tuesday | Wednesday | Thursday | Friday |
| Call Trading Period | | | 01.00 pm - 03.00 pm | | |
| Product Code | | | EAA3 | | |
| Consolidated Volume | | | 958.000 | | |
| Austria | | | 28.500 | | |
| Belgium | | | 32.500 | | |
| Bulgaria | | | 11.000 | | |
| Croatia | | | 7.500 | | |
| Cyprus | | | 17.500 | | |
| Czech Republic | | | 14.500 | | |
| Denmark | | | 33.000 | | |
| Estonia | | | 2.000 | | |
| Finland | | | 26.000 | | |
| France | | | 147.500 | | |
| Greece | | | 60.500 | | |
| Hungary | | | 12.000 | | |
| Iceland | | | - | | |
| Ireland | | | 26.000 | | |
| Italy | | | 175.000 | | |
| Latvia | | | 6.500 | | |
| Liechtenstein | | | - | | |
| Lithuania | | | 3.500 | | |
| Luxembourg | | | 2.500 | | |
| Malta | | | 7.000 | | |
| Netherlands | | | 44.500 | | |
| Norway | | | - | | |
| Poland | | | - | | |
| Portugal | | | 35.000 | | |
| Romania | | | 19.500 | | |
| Slovakia | | | 2.500 | | |
| Slovenia | | | 1.500 | | |
| Spain | | | 198.000 | | |
| Sweden | | | 44.000 | | |

| Week | Week 22 | | | | |
|---------------------|----------------------------|-------------|-------------|-------------|------------|
| Date | 28-May-2018 | 29-May-2018 | 30-May-2018 | 31-May-2018 | 1-Jun-2018 |
| Holiday | <i>Spring Bank Holiday</i> | | | | |
| Weekday | Monday | Tuesday | Wednesday | Thursday | Friday |
| Call Trading Period | | | | | |
| Product Code | | | | | |
| Consolidated Volume | | | | | |
| Austria | | | | | |
| Belgium | | | | | |
| Bulgaria | | | | | |
| Croatia | | | | | |
| Cyprus | | | | | |
| Czech Republic | | | | | |
| Denmark | | | | | |
| Estonia | | | | | |
| Finland | | | | | |
| France | | | | | |
| Greece | | | | | |
| Hungary | | | | | |
| Iceland | | | | | |
| Ireland | | | | | |
| Italy | | | | | |
| Latvia | | | | | |
| Liechtenstein | | | | | |
| Lithuania | | | | | |
| Luxembourg | | | | | |
| Malta | | | | | |
| Netherlands | | | | | |
| Norway | | | | | |
| Poland | | | | | |
| Portugal | | | | | |
| Romania | | | | | |
| Slovakia | | | | | |
| Slovenia | | | | | |
| Spain | | | | | |
| Sweden | | | | | |

| Week | Week 23 | | | | |
|---------------------|------------|------------|------------|------------|------------|
| Date | 4-Jun-2018 | 5-Jun-2018 | 6-Jun-2018 | 7-Jun-2018 | 8-Jun-2018 |
| Holiday | | | | | |
| Weekday | Monday | Tuesday | Wednesday | Thursday | Friday |
| Call Trading Period | | | | | |
| Product Code | | | | | |
| Consolidated Volume | | | | | |
| Austria | | | | | |
| Belgium | | | | | |
| Bulgaria | | | | | |
| Croatia | | | | | |
| Cyprus | | | | | |
| Czech Republic | | | | | |
| Denmark | | | | | |
| Estonia | | | | | |
| Finland | | | | | |
| France | | | | | |
| Greece | | | | | |
| Hungary | | | | | |
| Iceland | | | | | |
| Ireland | | | | | |
| Italy | | | | | |
| Latvia | | | | | |
| Liechtenstein | | | | | |
| Lithuania | | | | | |
| Luxembourg | | | | | |
| Malta | | | | | |
| Netherlands | | | | | |
| Norway | | | | | |
| Poland | | | | | |
| Portugal | | | | | |
| Romania | | | | | |
| Slovakia | | | | | |
| Slovenia | | | | | |
| Spain | | | | | |
| Sweden | | | | | |

| Week | Week 24 | | | | |
|---------------------|-------------|-------------|-------------|-------------|-------------|
| Date | 11-Jun-2018 | 12-Jun-2018 | 13-Jun-2018 | 14-Jun-2018 | 15-Jun-2018 |
| Holiday | | | | | |
| Weekday | Monday | Tuesday | Wednesday | Thursday | Friday |
| Call Trading Period | | | | | |
| Product Code | | | | | |
| Consolidated Volume | | | | | |
| Austria | | | | | |
| Belgium | | | | | |
| Bulgaria | | | | | |
| Croatia | | | | | |
| Cyprus | | | | | |
| Czech Republic | | | | | |
| Denmark | | | | | |
| Estonia | | | | | |
| Finland | | | | | |
| France | | | | | |
| Greece | | | | | |
| Hungary | | | | | |
| Iceland | | | | | |
| Ireland | | | | | |
| Italy | | | | | |
| Latvia | | | | | |
| Liechtenstein | | | | | |
| Lithuania | | | | | |
| Luxembourg | | | | | |
| Malta | | | | | |
| Netherlands | | | | | |
| Norway | | | | | |
| Poland | | | | | |
| Portugal | | | | | |
| Romania | | | | | |
| Slovakia | | | | | |
| Slovenia | | | | | |
| Spain | | | | | |
| Sweden | | | | | |

| Week | Week 25 | | | | |
|---------------------|-------------|-------------|---------------------|-------------|-------------|
| Date | 18-Jun-2018 | 19-Jun-2018 | 20-Jun-2018 | 21-Jun-2018 | 22-Jun-2018 |
| Holiday | | | | | |
| Weekday | Monday | Tuesday | Wednesday | Thursday | Friday |
| Call Trading Period | | | 01.00 pm - 03.00 pm | | |
| Product Code | | | EAA3 | | |
| Consolidated Volume | | | 112.000 | | |
| Austria | | | | | |
| Belgium | | | | | |
| Bulgaria | | | | | |
| Croatia | | | | | |
| Cyprus | | | | | |
| Czech Republic | | | | | |
| Denmark | | | | | |
| Estonia | | | | | |
| Finland | | | | | |
| France | | | | | |
| Greece | | | | | |
| Hungary | | | | | |
| Iceland | | | | | |
| Ireland | | | | | |
| Italy | | | | | |
| Latvia | | | | | |
| Liechtenstein | | | | | |
| Lithuania | | | | | |
| Luxembourg | | | | | |
| Malta | | | | | |
| Netherlands | | | | | |
| Norway | | | | | |
| Poland | | | 112.000 | | |
| Portugal | | | | | |
| Romania | | | | | |
| Slovakia | | | | | |
| Slovenia | | | | | |
| Spain | | | | | |
| Sweden | | | | | |

| Week | Week 26 | | | | |
|---------------------|-------------|-------------|-------------|-------------|-------------|
| Date | 25-Jun-2018 | 26-Jun-2018 | 27-Jun-2018 | 28-Jun-2018 | 29-Jun-2018 |
| Holiday | | | | | |
| Weekday | Monday | Tuesday | Wednesday | Thursday | Friday |
| Call Trading Period | | | | | |
| Product Code | | | | | |
| Consolidated Volume | | | | | |
| Austria | | | | | |
| Belgium | | | | | |
| Bulgaria | | | | | |
| Croatia | | | | | |
| Cyprus | | | | | |
| Czech Republic | | | | | |
| Denmark | | | | | |
| Estonia | | | | | |
| Finland | | | | | |
| France | | | | | |
| Greece | | | | | |
| Hungary | | | | | |
| Iceland | | | | | |
| Ireland | | | | | |
| Italy | | | | | |
| Latvia | | | | | |
| Liechtenstein | | | | | |
| Lithuania | | | | | |
| Luxembourg | | | | | |
| Malta | | | | | |
| Netherlands | | | | | |
| Norway | | | | | |
| Poland | | | | | |
| Portugal | | | | | |
| Romania | | | | | |
| Slovakia | | | | | |
| Slovenia | | | | | |
| Spain | | | | | |
| Sweden | | | | | |

| Week | Week 27 | | | | |
|---------------------|------------|------------|------------|------------|------------|
| Date | 2-Jul-2018 | 3-Jul-2018 | 4-Jul-2018 | 5-Jul-2018 | 6-Jul-2018 |
| Holiday | | | | | |
| Weekday | Monday | Tuesday | Wednesday | Thursday | Friday |
| Call Trading Period | | | | | |
| Product Code | | | | | |
| Consolidated Volume | | | | | |
| Austria | | | | | |
| Belgium | | | | | |
| Bulgaria | | | | | |
| Croatia | | | | | |
| Cyprus | | | | | |
| Czech Republic | | | | | |
| Denmark | | | | | |
| Estonia | | | | | |
| Finland | | | | | |
| France | | | | | |
| Greece | | | | | |
| Hungary | | | | | |
| Iceland | | | | | |
| Ireland | | | | | |
| Italy | | | | | |
| Latvia | | | | | |
| Liechtenstein | | | | | |
| Lithuania | | | | | |
| Luxembourg | | | | | |
| Malta | | | | | |
| Netherlands | | | | | |
| Norway | | | | | |
| Poland | | | | | |
| Portugal | | | | | |
| Romania | | | | | |
| Slovakia | | | | | |
| Slovenia | | | | | |
| Spain | | | | | |
| Sweden | | | | | |

| Week | Week 28 | | | | |
|---------------------|------------|-------------|-------------|-------------|-------------|
| Date | 9-Jul-2018 | 10-Jul-2018 | 11-Jul-2018 | 12-Jul-2018 | 13-Jul-2018 |
| Holiday | | | | | |
| Weekday | Monday | Tuesday | Wednesday | Thursday | Friday |
| Call Trading Period | | | | | |
| Product Code | | | | | |
| Consolidated Volume | | | | | |
| Austria | | | | | |
| Belgium | | | | | |
| Bulgaria | | | | | |
| Croatia | | | | | |
| Cyprus | | | | | |
| Czech Republic | | | | | |
| Denmark | | | | | |
| Estonia | | | | | |
| Finland | | | | | |
| France | | | | | |
| Greece | | | | | |
| Hungary | | | | | |
| Iceland | | | | | |
| Ireland | | | | | |
| Italy | | | | | |
| Latvia | | | | | |
| Liechtenstein | | | | | |
| Lithuania | | | | | |
| Luxembourg | | | | | |
| Malta | | | | | |
| Netherlands | | | | | |
| Norway | | | | | |
| Poland | | | | | |
| Portugal | | | | | |
| Romania | | | | | |
| Slovakia | | | | | |
| Slovenia | | | | | |
| Spain | | | | | |
| Sweden | | | | | |

| Week | Week 29 | | | | |
|---------------------|-------------|-------------|--------------------|-------------|-------------|
| Date | 16-Jul-2018 | 17-Jul-2018 | 18-Jul-2018 | 19-Jul-2018 | 20-Jul-2018 |
| Holiday | | | | | |
| Weekday | Monday | Tuesday | Wednesday | Thursday | Friday |
| Call Trading Period | | | 01:00 pm - 3:00 pm | | |
| Product Code | | | EAA3 | | |
| Consolidated Volume | | | 958.000 | | |
| Austria | | | 28.500 | | |
| Belgium | | | 32.500 | | |
| Bulgaria | | | 11.000 | | |
| Croatia | | | 7.500 | | |
| Cyprus | | | 17.500 | | |
| Czech Republic | | | 14.500 | | |
| Denmark | | | 33.000 | | |
| Estonia | | | 2.000 | | |
| Finland | | | 26.000 | | |
| France | | | 147.500 | | |
| Greece | | | 60.500 | | |
| Hungary | | | 12.000 | | |
| Iceland | | | - | | |
| Ireland | | | 26.000 | | |
| Italy | | | 175.000 | | |
| Latvia | | | 6.500 | | |
| Liechtenstein | | | - | | |
| Lithuania | | | 3.500 | | |
| Luxembourg | | | 2.500 | | |
| Malta | | | 7.000 | | |
| Netherlands | | | 44.500 | | |
| Norway | | | - | | |
| Poland | | | - | | |
| Portugal | | | 35.000 | | |
| Romania | | | 19.500 | | |
| Slovakia | | | 2.500 | | |
| Slovenia | | | 1.500 | | |
| Spain | | | 198.000 | | |
| Sweden | | | 44.000 | | |

| Week | Week 30 | | | | |
|---------------------|-------------|-------------|-------------|-------------|-------------|
| Date | 23-Jul-2018 | 24-Jul-2018 | 25-Jul-2018 | 26-Jul-2018 | 27-Jul-2018 |
| Holiday | | | | | |
| Weekday | Monday | Tuesday | Wednesday | Thursday | Friday |
| Call Trading Period | | | | | |
| Product Code | | | | | |
| Consolidated Volume | | | | | |
| Austria | | | | | |
| Belgium | | | | | |
| Bulgaria | | | | | |
| Croatia | | | | | |
| Cyprus | | | | | |
| Czech Republic | | | | | |
| Denmark | | | | | |
| Estonia | | | | | |
| Finland | | | | | |
| France | | | | | |
| Greece | | | | | |
| Hungary | | | | | |
| Iceland | | | | | |
| Ireland | | | | | |
| Italy | | | | | |
| Latvia | | | | | |
| Liechtenstein | | | | | |
| Lithuania | | | | | |
| Luxembourg | | | | | |
| Malta | | | | | |
| Netherlands | | | | | |
| Norway | | | | | |
| Poland | | | | | |
| Portugal | | | | | |
| Romania | | | | | |
| Slovakia | | | | | |
| Slovenia | | | | | |
| Spain | | | | | |
| Sweden | | | | | |

| Week | Week 31 | | | | |
|---------------------|-------------|-------------|------------|------------|------------|
| Date | 30-Jul-2018 | 31-Jul-2018 | 1-Aug-2018 | 2-Aug-2018 | 3-Aug-2018 |
| Holiday | | | | | |
| Weekday | Monday | Tuesday | Wednesday | Thursday | Friday |
| Call Trading Period | | | | | |
| Product Code | | | | | |
| Consolidated Volume | | | | | |
| Austria | | | | | |
| Belgium | | | | | |
| Bulgaria | | | | | |
| Croatia | | | | | |
| Cyprus | | | | | |
| Czech Republic | | | | | |
| Denmark | | | | | |
| Estonia | | | | | |
| Finland | | | | | |
| France | | | | | |
| Greece | | | | | |
| Hungary | | | | | |
| Iceland | | | | | |
| Ireland | | | | | |
| Italy | | | | | |
| Latvia | | | | | |
| Liechtenstein | | | | | |
| Lithuania | | | | | |
| Luxembourg | | | | | |
| Malta | | | | | |
| Netherlands | | | | | |
| Norway | | | | | |
| Poland | | | | | |
| Portugal | | | | | |
| Romania | | | | | |
| Slovakia | | | | | |
| Slovenia | | | | | |
| Spain | | | | | |
| Sweden | | | | | |

| Week | Week 32 | | | | |
|---------------------|------------|------------|------------|------------|-------------|
| Date | 6-Aug-2018 | 7-Aug-2018 | 8-Aug-2018 | 9-Aug-2018 | 10-Aug-2018 |
| Holiday | | | | | |
| Weekday | Monday | Tuesday | Wednesday | Thursday | Friday |
| Call Trading Period | | | | | |
| Product Code | | | | | |
| Consolidated Volume | | | | | |
| Austria | | | | | |
| Belgium | | | | | |
| Bulgaria | | | | | |
| Croatia | | | | | |
| Cyprus | | | | | |
| Czech Republic | | | | | |
| Denmark | | | | | |
| Estonia | | | | | |
| Finland | | | | | |
| France | | | | | |
| Greece | | | | | |
| Hungary | | | | | |
| Iceland | | | | | |
| Ireland | | | | | |
| Italy | | | | | |
| Latvia | | | | | |
| Liechtenstein | | | | | |
| Lithuania | | | | | |
| Luxembourg | | | | | |
| Malta | | | | | |
| Netherlands | | | | | |
| Norway | | | | | |
| Poland | | | | | |
| Portugal | | | | | |
| Romania | | | | | |
| Slovakia | | | | | |
| Slovenia | | | | | |
| Spain | | | | | |
| Sweden | | | | | |

| Week | Week 33 | | | | |
|---------------------|-------------|-------------|-----------------------|-------------|-------------|
| Date | 13-Aug-2018 | 14-Aug-2018 | 15-Aug-2018 | 16-Aug-2018 | 17-Aug-2018 |
| Holiday | | | <i>Assumption Day</i> | | |
| Weekday | Monday | Tuesday | Wednesday | Thursday | Friday |
| Call Trading Period | | | | | |
| Product Code | | | | | |
| Consolidated Volume | | | | | |
| Austria | | | | | |
| Belgium | | | | | |
| Bulgaria | | | | | |
| Croatia | | | | | |
| Cyprus | | | | | |
| Czech Republic | | | | | |
| Denmark | | | | | |
| Estonia | | | | | |
| Finland | | | | | |
| France | | | | | |
| Greece | | | | | |
| Hungary | | | | | |
| Iceland | | | | | |
| Ireland | | | | | |
| Italy | | | | | |
| Latvia | | | | | |
| Liechtenstein | | | | | |
| Lithuania | | | | | |
| Luxembourg | | | | | |
| Malta | | | | | |
| Netherlands | | | | | |
| Norway | | | | | |
| Poland | | | | | |
| Portugal | | | | | |
| Romania | | | | | |
| Slovakia | | | | | |
| Slovenia | | | | | |
| Spain | | | | | |
| Sweden | | | | | |

| Week | Week 34 | | | | |
|---------------------|-------------|-------------|-------------|-------------|-------------|
| Date | 20-Aug-2018 | 21-Aug-2018 | 22-Aug-2018 | 23-Aug-2018 | 24-Aug-2018 |
| Holiday | | | | | |
| Weekday | Monday | Tuesday | Wednesday | Thursday | Friday |
| Call Trading Period | | | | | |
| Product Code | | | | | |
| Consolidated Volume | | | | | |
| Austria | | | | | |
| Belgium | | | | | |
| Bulgaria | | | | | |
| Croatia | | | | | |
| Cyprus | | | | | |
| Czech Republic | | | | | |
| Denmark | | | | | |
| Estonia | | | | | |
| Finland | | | | | |
| France | | | | | |
| Greece | | | | | |
| Hungary | | | | | |
| Iceland | | | | | |
| Ireland | | | | | |
| Italy | | | | | |
| Latvia | | | | | |
| Liechtenstein | | | | | |
| Lithuania | | | | | |
| Luxembourg | | | | | |
| Malta | | | | | |
| Netherlands | | | | | |
| Norway | | | | | |
| Poland | | | | | |
| Portugal | | | | | |
| Romania | | | | | |
| Slovakia | | | | | |
| Slovenia | | | | | |
| Spain | | | | | |
| Sweden | | | | | |

| Week | Week 35 | | | | |
|---------------------|----------------------------|-------------|-------------|-------------|-------------|
| Date | 27-Aug-2018 | 28-Aug-2018 | 29-Aug-2018 | 30-Aug-2018 | 31-Aug-2018 |
| Holiday | <i>Summer Bank Holiday</i> | | | | |
| Weekday | Monday | Tuesday | Wednesday | Thursday | Friday |
| Call Trading Period | | | | | |
| Product Code | | | | | |
| Consolidated Volume | | | | | |
| Austria | | | | | |
| Belgium | | | | | |
| Bulgaria | | | | | |
| Croatia | | | | | |
| Cyprus | | | | | |
| Czech Republic | | | | | |
| Denmark | | | | | |
| Estonia | | | | | |
| Finland | | | | | |
| France | | | | | |
| Greece | | | | | |
| Hungary | | | | | |
| Iceland | | | | | |
| Ireland | | | | | |
| Italy | | | | | |
| Latvia | | | | | |
| Liechtenstein | | | | | |
| Lithuania | | | | | |
| Luxembourg | | | | | |
| Malta | | | | | |
| Netherlands | | | | | |
| Norway | | | | | |
| Poland | | | | | |
| Portugal | | | | | |
| Romania | | | | | |
| Slovakia | | | | | |
| Slovenia | | | | | |
| Spain | | | | | |
| Sweden | | | | | |

| Week | Week 36 | | | | |
|---------------------|------------|------------|------------|------------------------------|------------|
| Date | 3-Sep-2018 | 4-Sep-2018 | 5-Sep-2018 | 6-Sep-2018 | 7-Sep-2018 |
| Holiday | | | | <i>Working Committee EEX</i> | |
| Weekday | Monday | Tuesday | Wednesday | Thursday | Friday |
| Call Trading Period | | | | | |
| Product Code | | | | | |
| Consolidated Volume | | | | | |
| Austria | | | | | |
| Belgium | | | | | |
| Bulgaria | | | | | |
| Croatia | | | | | |
| Cyprus | | | | | |
| Czech Republic | | | | | |
| Denmark | | | | | |
| Estonia | | | | | |
| Finland | | | | | |
| France | | | | | |
| Greece | | | | | |
| Hungary | | | | | |
| Iceland | | | | | |
| Ireland | | | | | |
| Italy | | | | | |
| Latvia | | | | | |
| Liechtenstein | | | | | |
| Lithuania | | | | | |
| Luxembourg | | | | | |
| Malta | | | | | |
| Netherlands | | | | | |
| Norway | | | | | |
| Poland | | | | | |
| Portugal | | | | | |
| Romania | | | | | |
| Slovakia | | | | | |
| Slovenia | | | | | |
| Spain | | | | | |
| Sweden | | | | | |

| Week | Week 37 | | | | |
|---------------------|-------------|-------------|---------------------|-------------|-------------|
| Date | 10-Sep-2018 | 11-Sep-2018 | 12-Sep-2018 | 13-Sep-2018 | 14-Sep-2018 |
| Holiday | | | | | |
| Weekday | Monday | Tuesday | Wednesday | Thursday | Friday |
| Call Trading Period | | | 01.00 pm - 03.00 pm | | |
| Product Code | | | EAA3 | | |
| Consolidated Volume | | | 958.000 | | |
| Austria | | | 28.500 | | |
| Belgium | | | 32.500 | | |
| Bulgaria | | | 11.000 | | |
| Croatia | | | 7.500 | | |
| Cyprus | | | 17.500 | | |
| Czech Republic | | | 14.500 | | |
| Denmark | | | 33.000 | | |
| Estonia | | | 2.000 | | |
| Finland | | | 26.000 | | |
| France | | | 147.500 | | |
| Greece | | | 60.500 | | |
| Hungary | | | 12.000 | | |
| Iceland | | | - | | |
| Ireland | | | 26.000 | | |
| Italy | | | 175.000 | | |
| Latvia | | | 6.500 | | |
| Liechtenstein | | | - | | |
| Lithuania | | | 3.500 | | |
| Luxembourg | | | 2.500 | | |
| Malta | | | 7.000 | | |
| Netherlands | | | 44.500 | | |
| Norway | | | - | | |
| Poland | | | - | | |
| Portugal | | | 35.000 | | |
| Romania | | | 19.500 | | |
| Slovakia | | | 2.500 | | |
| Slovenia | | | 1.500 | | |
| Spain | | | 198.000 | | |
| Sweden | | | 44.000 | | |

| Week | Week 38 | | | | |
|---------------------|-------------|-------------|-------------|-------------|-------------|
| Date | 17-Sep-2018 | 18-Sep-2018 | 19-Sep-2018 | 20-Sep-2018 | 21-Sep-2018 |
| Holiday | | | | | |
| Weekday | Monday | Tuesday | Wednesday | Thursday | Friday |
| Call Trading Period | | | | | |
| Product Code | | | | | |
| Consolidated Volume | | | | | |
| Austria | | | | | |
| Belgium | | | | | |
| Bulgaria | | | | | |
| Croatia | | | | | |
| Cyprus | | | | | |
| Czech Republic | | | | | |
| Denmark | | | | | |
| Estonia | | | | | |
| Finland | | | | | |
| France | | | | | |
| Greece | | | | | |
| Hungary | | | | | |
| Iceland | | | | | |
| Ireland | | | | | |
| Italy | | | | | |
| Latvia | | | | | |
| Liechtenstein | | | | | |
| Lithuania | | | | | |
| Luxembourg | | | | | |
| Malta | | | | | |
| Netherlands | | | | | |
| Norway | | | | | |
| Poland | | | | | |
| Portugal | | | | | |
| Romania | | | | | |
| Slovakia | | | | | |
| Slovenia | | | | | |
| Spain | | | | | |
| Sweden | | | | | |

| Week | Week 39 | | | | |
|---------------------|-------------|-------------|-------------|-------------|-------------|
| Date | 24-Sep-2018 | 25-Sep-2018 | 26-Sep-2018 | 27-Sep-2018 | 28-Sep-2018 |
| Holiday | | | | | |
| Weekday | Monday | Tuesday | Wednesday | Thursday | Friday |
| Call Trading Period | | | | | |
| Product Code | | | | | |
| Consolidated Volume | | | | | |
| Austria | | | | | |
| Belgium | | | | | |
| Bulgaria | | | | | |
| Croatia | | | | | |
| Cyprus | | | | | |
| Czech Republic | | | | | |
| Denmark | | | | | |
| Estonia | | | | | |
| Finland | | | | | |
| France | | | | | |
| Greece | | | | | |
| Hungary | | | | | |
| Iceland | | | | | |
| Ireland | | | | | |
| Italy | | | | | |
| Latvia | | | | | |
| Liechtenstein | | | | | |
| Lithuania | | | | | |
| Luxembourg | | | | | |
| Malta | | | | | |
| Netherlands | | | | | |
| Norway | | | | | |
| Poland | | | | | |
| Portugal | | | | | |
| Romania | | | | | |
| Slovakia | | | | | |
| Slovenia | | | | | |
| Spain | | | | | |
| Sweden | | | | | |

| Week | Week 40 | | | | |
|---------------------|------------|------------|------------|------------|------------|
| Date | 1-Oct-2018 | 2-Oct-2018 | 3-Oct-2018 | 4-Oct-2018 | 5-Oct-2018 |
| Holiday | | | | | |
| Weekday | Monday | Tuesday | Wednesday | Thursday | Friday |
| Call Trading Period | | | | | |
| Product Code | | | | | |
| Consolidated Volume | | | | | |
| Austria | | | | | |
| Belgium | | | | | |
| Bulgaria | | | | | |
| Croatia | | | | | |
| Cyprus | | | | | |
| Czech Republic | | | | | |
| Denmark | | | | | |
| Estonia | | | | | |
| Finland | | | | | |
| France | | | | | |
| Greece | | | | | |
| Hungary | | | | | |
| Iceland | | | | | |
| Ireland | | | | | |
| Italy | | | | | |
| Latvia | | | | | |
| Liechtenstein | | | | | |
| Lithuania | | | | | |
| Luxembourg | | | | | |
| Malta | | | | | |
| Netherlands | | | | | |
| Norway | | | | | |
| Poland | | | | | |
| Portugal | | | | | |
| Romania | | | | | |
| Slovakia | | | | | |
| Slovenia | | | | | |
| Spain | | | | | |
| Sweden | | | | | |

| Week | Week 41 | | | | |
|---------------------|------------|------------|-------------|-------------|-------------|
| Date | 8-Oct-2018 | 9-Oct-2018 | 10-Oct-2018 | 11-Oct-2018 | 12-Oct-2018 |
| Holiday | | | | | |
| Weekday | Monday | Tuesday | Wednesday | Thursday | Friday |
| Call Trading Period | | | | | |
| Product Code | | | | | |
| Consolidated Volume | | | | | |
| Austria | | | | | |
| Belgium | | | | | |
| Bulgaria | | | | | |
| Croatia | | | | | |
| Cyprus | | | | | |
| Czech Republic | | | | | |
| Denmark | | | | | |
| Estonia | | | | | |
| Finland | | | | | |
| France | | | | | |
| Greece | | | | | |
| Hungary | | | | | |
| Iceland | | | | | |
| Ireland | | | | | |
| Italy | | | | | |
| Latvia | | | | | |
| Liechtenstein | | | | | |
| Lithuania | | | | | |
| Luxembourg | | | | | |
| Malta | | | | | |
| Netherlands | | | | | |
| Norway | | | | | |
| Poland | | | | | |
| Portugal | | | | | |
| Romania | | | | | |
| Slovakia | | | | | |
| Slovenia | | | | | |
| Spain | | | | | |
| Sweden | | | | | |

| Week | Week 42 | | | | |
|---------------------|-------------|-------------|-------------|-------------|-------------|
| Date | 15-Oct-2018 | 16-Oct-2018 | 17-Oct-2018 | 18-Oct-2018 | 19-Oct-2018 |
| Holiday | | | | | |
| Weekday | Monday | Tuesday | Wednesday | Thursday | Friday |
| Call Trading Period | | | | | |
| Product Code | | | | | |
| Consolidated Volume | | | | | |
| Austria | | | | | |
| Belgium | | | | | |
| Bulgaria | | | | | |
| Croatia | | | | | |
| Cyprus | | | | | |
| Czech Republic | | | | | |
| Denmark | | | | | |
| Estonia | | | | | |
| Finland | | | | | |
| France | | | | | |
| Greece | | | | | |
| Hungary | | | | | |
| Iceland | | | | | |
| Ireland | | | | | |
| Italy | | | | | |
| Latvia | | | | | |
| Liechtenstein | | | | | |
| Lithuania | | | | | |
| Luxembourg | | | | | |
| Malta | | | | | |
| Netherlands | | | | | |
| Norway | | | | | |
| Poland | | | | | |
| Portugal | | | | | |
| Romania | | | | | |
| Slovakia | | | | | |
| Slovenia | | | | | |
| Spain | | | | | |
| Sweden | | | | | |

| Week | Week 43 | | | | |
|---------------------|-------------|-------------|-------------|-------------|-------------|
| Date | 22-Oct-2018 | 23-Oct-2018 | 24-Oct-2018 | 25-Oct-2018 | 26-Oct-2018 |
| Holiday | | | | | |
| Weekday | Monday | Tuesday | Wednesday | Thursday | Friday |
| Call Trading Period | | | | | |
| Product Code | | | | | |
| Consolidated Volume | | | | | |
| Austria | | | | | |
| Belgium | | | | | |
| Bulgaria | | | | | |
| Croatia | | | | | |
| Cyprus | | | | | |
| Czech Republic | | | | | |
| Denmark | | | | | |
| Estonia | | | | | |
| Finland | | | | | |
| France | | | | | |
| Greece | | | | | |
| Hungary | | | | | |
| Iceland | | | | | |
| Ireland | | | | | |
| Italy | | | | | |
| Latvia | | | | | |
| Liechtenstein | | | | | |
| Lithuania | | | | | |
| Luxembourg | | | | | |
| Malta | | | | | |
| Netherlands | | | | | |
| Norway | | | | | |
| Poland | | | | | |
| Portugal | | | | | |
| Romania | | | | | |
| Slovakia | | | | | |
| Slovenia | | | | | |
| Spain | | | | | |
| Sweden | | | | | |

| Week | Week 44 | | | | |
|---------------------|-------------|-------------|-------------|------------|------------|
| Date | 29-Oct-2018 | 30-Oct-2018 | 31-Oct-2018 | 1-Nov-2018 | 2-Nov-2018 |
| Holiday | | | | | |
| Weekday | Monday | Tuesday | Wednesday | Thursday | Friday |
| Call Trading Period | | | | | |
| Product Code | | | | | |
| Consolidated Volume | | | | | |
| Austria | | | | | |
| Belgium | | | | | |
| Bulgaria | | | | | |
| Croatia | | | | | |
| Cyprus | | | | | |
| Czech Republic | | | | | |
| Denmark | | | | | |
| Estonia | | | | | |
| Finland | | | | | |
| France | | | | | |
| Greece | | | | | |
| Hungary | | | | | |
| Iceland | | | | | |
| Ireland | | | | | |
| Italy | | | | | |
| Latvia | | | | | |
| Liechtenstein | | | | | |
| Lithuania | | | | | |
| Luxembourg | | | | | |
| Malta | | | | | |
| Netherlands | | | | | |
| Norway | | | | | |
| Poland | | | | | |
| Portugal | | | | | |
| Romania | | | | | |
| Slovakia | | | | | |
| Slovenia | | | | | |
| Spain | | | | | |
| Sweden | | | | | |

| Week | Week 45 | | | | |
|---------------------|------------|------------|------------|------------|------------|
| Date | 5-Nov-2018 | 6-Nov-2018 | 7-Nov-2018 | 8-Nov-2018 | 9-Nov-2018 |
| Holiday | | | | | |
| Weekday | Monday | Tuesday | Wednesday | Thursday | Friday |
| Call Trading Period | | | | | |
| Product Code | | | | | |
| Consolidated Volume | | | | | |
| Austria | | | | | |
| Belgium | | | | | |
| Bulgaria | | | | | |
| Croatia | | | | | |
| Cyprus | | | | | |
| Czech Republic | | | | | |
| Denmark | | | | | |
| Estonia | | | | | |
| Finland | | | | | |
| France | | | | | |
| Greece | | | | | |
| Hungary | | | | | |
| Iceland | | | | | |
| Ireland | | | | | |
| Italy | | | | | |
| Latvia | | | | | |
| Liechtenstein | | | | | |
| Lithuania | | | | | |
| Luxembourg | | | | | |
| Malta | | | | | |
| Netherlands | | | | | |
| Norway | | | | | |
| Poland | | | | | |
| Portugal | | | | | |
| Romania | | | | | |
| Slovakia | | | | | |
| Slovenia | | | | | |
| Spain | | | | | |
| Sweden | | | | | |

| Week | Week 46 | | | | |
|---------------------|-------------|-------------|-------------|-------------|-------------|
| Date | 12-Nov-2018 | 13-Nov-2018 | 14-Nov-2018 | 15-Nov-2018 | 16-Nov-2018 |
| Holiday | | | | | |
| Weekday | Monday | Tuesday | Wednesday | Thursday | Friday |
| Call Trading Period | | | | | |
| Product Code | | | | | |
| Consolidated Volume | | | | | |
| Austria | | | | | |
| Belgium | | | | | |
| Bulgaria | | | | | |
| Croatia | | | | | |
| Cyprus | | | | | |
| Czech Republic | | | | | |
| Denmark | | | | | |
| Estonia | | | | | |
| Finland | | | | | |
| France | | | | | |
| Greece | | | | | |
| Hungary | | | | | |
| Iceland | | | | | |
| Ireland | | | | | |
| Italy | | | | | |
| Latvia | | | | | |
| Liechtenstein | | | | | |
| Lithuania | | | | | |
| Luxembourg | | | | | |
| Malta | | | | | |
| Netherlands | | | | | |
| Norway | | | | | |
| Poland | | | | | |
| Portugal | | | | | |
| Romania | | | | | |
| Slovakia | | | | | |
| Slovenia | | | | | |
| Spain | | | | | |
| Sweden | | | | | |

| Week | Week 47 | | | | |
|---------------------|-------------|-------------|---------------------|-------------|-------------|
| Date | 19-Nov-2018 | 20-Nov-2018 | 21-Nov-2018 | 22-Nov-2018 | 23-Nov-2018 |
| Holiday | | | | | |
| Weekday | Monday | Tuesday | Wednesday | Thursday | Friday |
| Call Trading Period | | | 01.00 pm - 03.00 pm | | |
| Product Code | | | EAA3 | | |
| Consolidated Volume | | | 955.000 | | |
| Austria | | | 29.000 | | |
| Belgium | | | 33.000 | | |
| Bulgaria | | | 11.000 | | |
| Croatia | | | 6.500 | | |
| Cyprus | | | 16.500 | | |
| Czech Republic | | | 14.500 | | |
| Denmark | | | 32.500 | | |
| Estonia | | | 1.500 | | |
| Finland | | | 25.500 | | |
| France | | | 148.000 | | |
| Greece | | | 60.500 | | |
| Hungary | | | 12.000 | | |
| Iceland | | | - | | |
| Ireland | | | 26.000 | | |
| Italy | | | 174.500 | | |
| Latvia | | | 6.500 | | |
| Liechtenstein | | | - | | |
| Lithuania | | | 3.000 | | |
| Luxembourg | | | 3.000 | | |
| Malta | | | 6.500 | | |
| Netherlands | | | 45.000 | | |
| Norway | | | - | | |
| Poland | | | - | | |
| Portugal | | | 35.000 | | |
| Romania | | | 18.500 | | |
| Slovakia | | | 2.000 | | |
| Slovenia | | | 2.000 | | |
| Spain | | | 198.000 | | |
| Sweden | | | 44.500 | | |

| Week | Week 48 | | | | |
|---------------------|-------------|-------------|-------------|-------------|-------------|
| Date | 26-Nov-2018 | 27-Nov-2018 | 28-Nov-2018 | 29-Nov-2018 | 30-Nov-2018 |
| Holiday | | | | | |
| Weekday | Monday | Tuesday | Wednesday | Thursday | Friday |
| Call Trading Period | | | | | |
| Product Code | | | | | |
| Consolidated Volume | | | | | |
| Austria | | | | | |
| Belgium | | | | | |
| Bulgaria | | | | | |
| Croatia | | | | | |
| Cyprus | | | | | |
| Czech Republic | | | | | |
| Denmark | | | | | |
| Estonia | | | | | |
| Finland | | | | | |
| France | | | | | |
| Greece | | | | | |
| Hungary | | | | | |
| Iceland | | | | | |
| Ireland | | | | | |
| Italy | | | | | |
| Latvia | | | | | |
| Liechtenstein | | | | | |
| Lithuania | | | | | |
| Luxembourg | | | | | |
| Malta | | | | | |
| Netherlands | | | | | |
| Norway | | | | | |
| Poland | | | | | |
| Portugal | | | | | |
| Romania | | | | | |
| Slovakia | | | | | |
| Slovenia | | | | | |
| Spain | | | | | |
| Sweden | | | | | |

| Week | Week 49 | | | | |
|---------------------|------------|------------|------------|------------|------------|
| Date | 3-Dec-2018 | 4-Dec-2018 | 5-Dec-2018 | 6-Dec-2018 | 7-Dec-2018 |
| Holiday | | | | | |
| Weekday | Monday | Tuesday | Wednesday | Thursday | Friday |
| Call Trading Period | | | | | |
| Product Code | | | | | |
| Consolidated Volume | | | | | |
| Austria | | | | | |
| Belgium | | | | | |
| Bulgaria | | | | | |
| Croatia | | | | | |
| Cyprus | | | | | |
| Czech Republic | | | | | |
| Denmark | | | | | |
| Estonia | | | | | |
| Finland | | | | | |
| France | | | | | |
| Greece | | | | | |
| Hungary | | | | | |
| Iceland | | | | | |
| Ireland | | | | | |
| Italy | | | | | |
| Latvia | | | | | |
| Liechtenstein | | | | | |
| Lithuania | | | | | |
| Luxembourg | | | | | |
| Malta | | | | | |
| Netherlands | | | | | |
| Norway | | | | | |
| Poland | | | | | |
| Portugal | | | | | |
| Romania | | | | | |
| Slovakia | | | | | |
| Slovenia | | | | | |
| Spain | | | | | |
| Sweden | | | | | |

| Week | Week 50 | | | | |
|---------------------|-------------|-------------|-------------|-------------|-------------|
| Date | 10-Dec-2018 | 11-Dec-2018 | 12-Dec-2018 | 13-Dec-2018 | 14-Dec-2018 |
| Holiday | | | | | |
| Weekday | Monday | Tuesday | Wednesday | Thursday | Friday |
| Call Trading Period | | | | | |
| Product Code | | | | | |
| Consolidated Volume | | | | | |
| Austria | | | | | |
| Belgium | | | | | |
| Bulgaria | | | | | |
| Croatia | | | | | |
| Cyprus | | | | | |
| Czech Republic | | | | | |
| Denmark | | | | | |
| Estonia | | | | | |
| Finland | | | | | |
| France | | | | | |
| Greece | | | | | |
| Hungary | | | | | |
| Iceland | | | | | |
| Ireland | | | | | |
| Italy | | | | | |
| Latvia | | | | | |
| Liechtenstein | | | | | |
| Lithuania | | | | | |
| Luxembourg | | | | | |
| Malta | | | | | |
| Netherlands | | | | | |
| Norway | | | | | |
| Poland | | | | | |
| Portugal | | | | | |
| Romania | | | | | |
| Slovakia | | | | | |
| Slovenia | | | | | |
| Spain | | | | | |
| Sweden | | | | | |

| Week | Week 51 | | | | |
|---------------------|-------------|-------------|-------------|-------------|-------------|
| Date | 17-Dec-2018 | 18-Dec-2018 | 19-Dec-2018 | 20-Dec-2018 | 21-Dec-2018 |
| Holiday | | | | | |
| Weekday | Monday | Tuesday | Wednesday | Thursday | Friday |
| Call Trading Period | | | | | |
| Product Code | | | | | |
| Consolidated Volume | | | | | |
| Austria | | | | | |
| Belgium | | | | | |
| Bulgaria | | | | | |
| Croatia | | | | | |
| Cyprus | | | | | |
| Czech Republic | | | | | |
| Denmark | | | | | |
| Estonia | | | | | |
| Finland | | | | | |
| France | | | | | |
| Greece | | | | | |
| Hungary | | | | | |
| Iceland | | | | | |
| Ireland | | | | | |
| Italy | | | | | |
| Latvia | | | | | |
| Liechtenstein | | | | | |
| Lithuania | | | | | |
| Luxembourg | | | | | |
| Malta | | | | | |
| Netherlands | | | | | |
| Norway | | | | | |
| Poland | | | | | |
| Portugal | | | | | |
| Romania | | | | | |
| Slovakia | | | | | |
| Slovenia | | | | | |
| Spain | | | | | |
| Sweden | | | | | |

| Week | Week 52 | | | | |
|---------------------|----------------------|----------------------|-------------------|-------------|-------------|
| Date | 24-Dec-2018 | 25-Dec-2018 | 26-Dec-2018 | 27-Dec-2018 | 28-Dec-2018 |
| Holiday | <i>Christmas Eve</i> | <i>Christmas Day</i> | <i>Boxing Day</i> | | |
| Weekday | Monday | Tuesday | Wednesday | Thursday | Friday |
| Call Trading Period | | | | | |
| Product Code | | | | | |
| Consolidated Volume | | | | | |
| Austria | | | | | |
| Belgium | | | | | |
| Bulgaria | | | | | |
| Croatia | | | | | |
| Cyprus | | | | | |
| Czech Republic | | | | | |
| Denmark | | | | | |
| Estonia | | | | | |
| Finland | | | | | |
| France | | | | | |
| Greece | | | | | |
| Hungary | | | | | |
| Iceland | | | | | |
| Ireland | | | | | |
| Italy | | | | | |
| Latvia | | | | | |
| Liechtenstein | | | | | |
| Lithuania | | | | | |
| Luxembourg | | | | | |
| Malta | | | | | |
| Netherlands | | | | | |
| Norway | | | | | |
| Poland | | | | | |
| Portugal | | | | | |
| Romania | | | | | |
| Slovakia | | | | | |
| Slovenia | | | | | |
| Spain | | | | | |
| Sweden | | | | | |

| Week | Week 1 | | | | |
|---------------------|-----------------------|-----------------------|------------|------------|------------|
| Date | 31-Dec-2018 | 1-Jan-2019 | 2-Jan-2019 | 3-Jan-2019 | 4-Jan-2019 |
| Holiday | <i>New Year's Eve</i> | <i>New Year's Day</i> | | | |
| Weekday | Monday | Tuesday | Wednesday | Thursday | Friday |
| Call Trading Period | | | | | |
| Product Code | | | | | |
| Consolidated Volume | | | | | |
| Austria | | | | | |
| Belgium | | | | | |
| Bulgaria | | | | | |
| Croatia | | | | | |
| Cyprus | | | | | |
| Czech Republic | | | | | |
| Denmark | | | | | |
| Estonia | | | | | |
| Finland | | | | | |
| France | | | | | |
| Greece | | | | | |
| Hungary | | | | | |
| Iceland | | | | | |
| Ireland | | | | | |
| Italy | | | | | |
| Latvia | | | | | |
| Liechtenstein | | | | | |
| Lithuania | | | | | |
| Luxembourg | | | | | |
| Malta | | | | | |
| Netherlands | | | | | |
| Norway | | | | | |
| Poland | | | | | |
| Portugal | | | | | |
| Romania | | | | | |
| Slovakia | | | | | |
| Slovenia | | | | | |
| Spain | | | | | |
| Sweden | | | | | |